

**Technical Data Sheet for AvK-Alternators**

FM 7.3-5

Date:	09/10/13	Customer:	GENERIC DATASHEET only
Project No.:		AvK Reference:	dig130i_4_50_6600

Object data:

Site:		Prime Mover:	
Application:	Stationary Power Plant	Manufacturer:	

Generator data:

Generator:	DIG 130 i/4	Poles:	4	Standards:	IEC 60034
Rated power:	2600 kVA	2080 kWe	2158 kWm		
Power factor:	0.80				
Power at pf 1,0	2102 kVA	2102 kWe	2158 kWm		
Rated voltage:	6.6 kV				
Speed:	1500 1/min				
Frequency:	50 Hz			Voltage range / frequency range:	
Rated current:	227.4 A			Zone A according IEC 60034-1 (dU = +/-5%, df = +/-2%)	

Winding pitch:	ca. 5/6				
----------------	---------	--	--	--	--

Insulation class:	Stator: Class F	Rotor: Class F	Temperature rise:	F
-------------------	-----------------	----------------	-------------------	---

Ambient temperature:	40 ° C	Environment:	Standard environment
----------------------	--------	--------------	----------------------

Site altitude:	1000 m		
----------------	--------	--	--

Enclosure:	IP23	Filter:	
------------	------	---------	--

Cooling:	IC 01 - Open-circuit ventilation		
----------	----------------------------------	--	--

Coolant:	Ambient Air	Temperature	40 ° C	Temperature Air inlet	40 ° C
		Coolant:		generator:	

		Cooling air vol.:	3.0 m³/s	Cooling water quantity:	n/a
--	--	-------------------	----------	-------------------------	-----

Moment of inertia (I):	97 kgm²	Weight:	6900 Kg	Losses (environment):	78 KW
------------------------	---------	---------	---------	-----------------------	-------

		Losses (cooling):	n/a		
--	--	-------------------	-----	--	--

Wires:	4 terminals, starpoint connected in terminal box
--------	--

Operation mode:	Single mode
-----------------	-------------

Regulators:	
-------------	--

Voltage regulator:	DECS 100
--------------------	----------

Electrical data: (acc. IEC)

Efficiencies:	110%	100%	75%	50%	25%
Power factor 0.8	96,22	96,4	96,4	96	94
Power factor 0.9	96,75	96,9	96,75	96,25	94,15
Power factor 1.0	97,27	97,4	97,1	96,5	94,3

Reactances and time constants

	unsaturated	saturated		unsaturated	saturated				
x_d	2.40	2.16 p.u.	x_q	1.20	1.18 p.u.	$T_{d0'}$	3 s	$T_{d0''}$	0.02446 s
x_d'	0.300	0.300 p.u.	x_q'	1.20	1.18 p.u.	$T_{d'}$	0.42 s	$T_{q0'}$	0.3 s
x_d''	0.202	0.184 p.u.	x_q''	0.202	0.202 p.u.	$T_{d''}$	0.015 s	$T_{q0''}$	0.17822 s
x_2	0.212	0.193 p.u.	x_0	0.061	0.055 p.u.	T_a	0.08 s	$T_{q'}$	0.3 s
x_{1s}	n.a.	0.110 p.u.						$T_{q''}$	0.03 s

Short circuit ratio saturated:	0.46	Z_n	16.754 Ohm
--------------------------------	------	-------	------------

Short circuit data:

Initial short circuit current (3-phase):	I_k''	1236 A	
Max. peak current (3-phase):	I_s	3146 A	
Sustained short circuit current:	I_k	682 A	Minimum 3 x rated current for max.10 s
Initial short circuit torque:	M_{k2}	116.9 kNm	
	M_{k3}	70.1 kNm	
Max. faulty synchron moment:	M_f	251.3 kNm	
Rated kVA torque:	M_{SN}	16.55 kNm	
Rated torque	M_N	13.24 kNm	
Shaft torque	M_{Sh}	13.73 kNm	

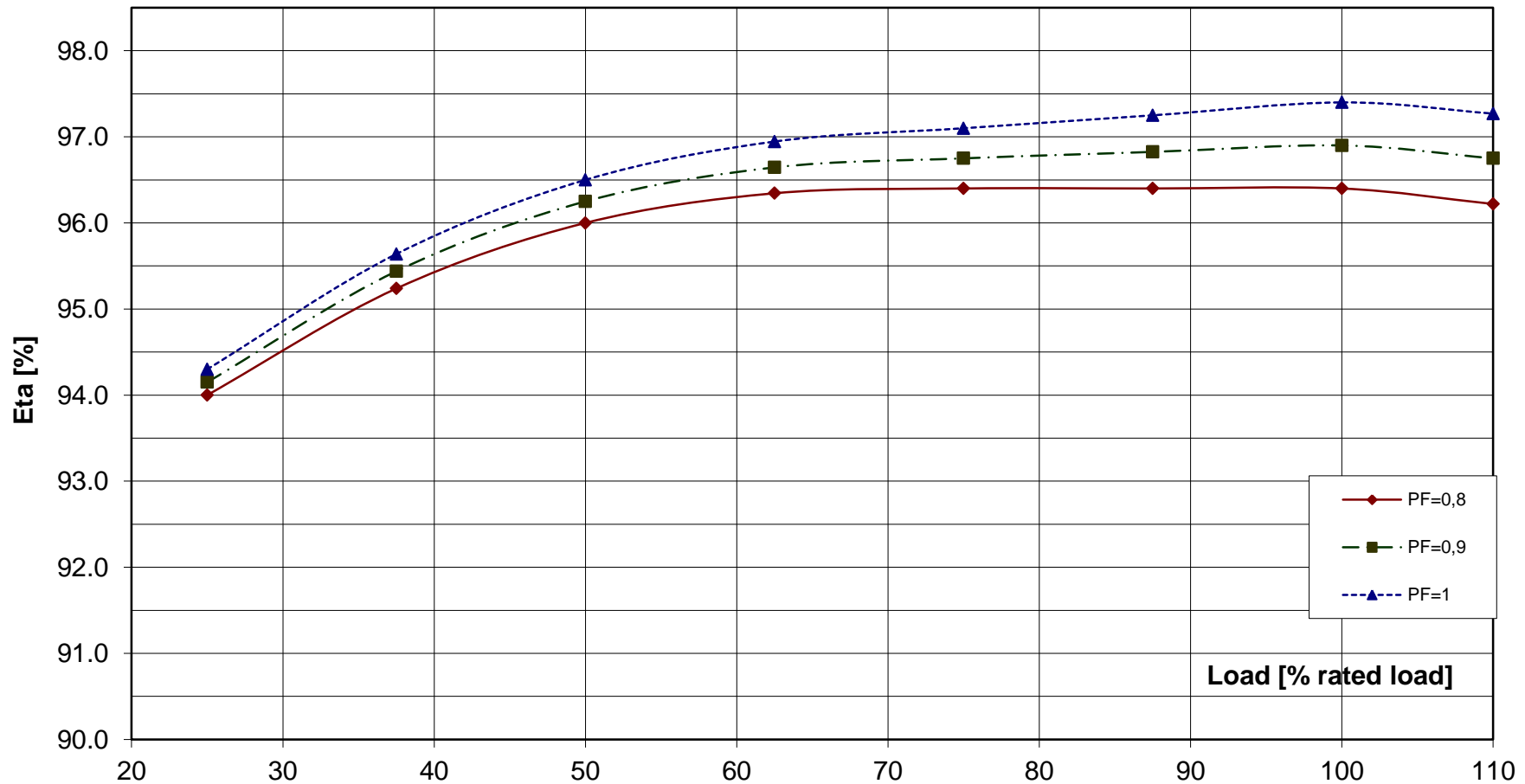
Load application:

max. load application: 1300 kVA (corresponds to 50 % from 2600 kVA) for Power factor 0.4 15% transient voltage drop	Power: 2600 kVA Power factor: 0.8 transient voltage drop: -23.1 %
--	---

Remarks:

Alternator :	DIG 130 i/4		
Rated output [kVA]	2600	Rated power factor:	0.8
Rated frequency [Hz]	50	Rated speed [rpm]	1500
			Rated voltage [kV]: 6.6

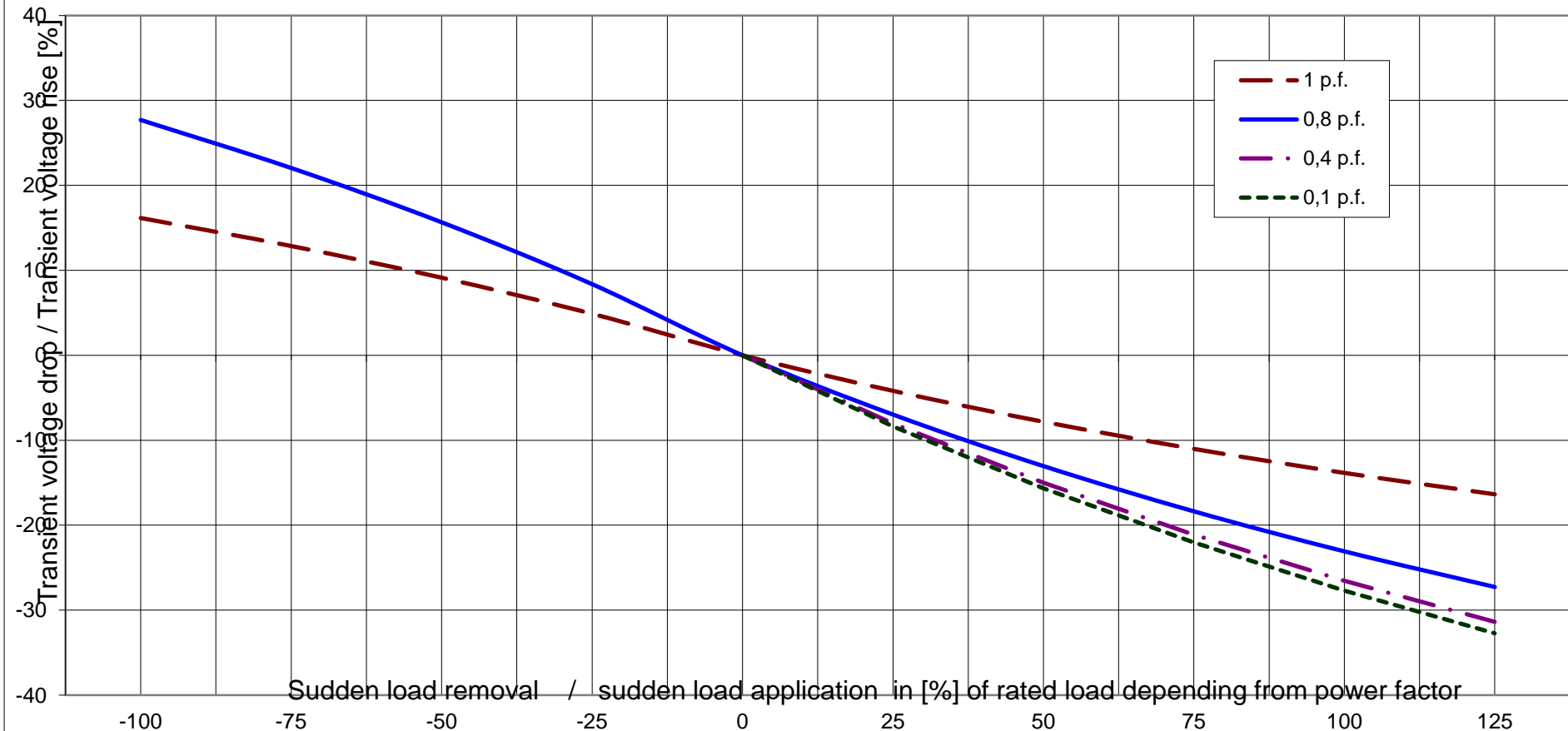
Wirkungsgrad-Kennlinie - Efficiency Curve



Alternator : DIG 130 i/4

Rated output [kVA]	2600	Rated power factor:	0.8	Rated voltage [kV]:	6.6
Rated frequency [Hz]	50	Rated speed [rpm]	1500		

Transient Voltage rise or drop for sudden load removal or application



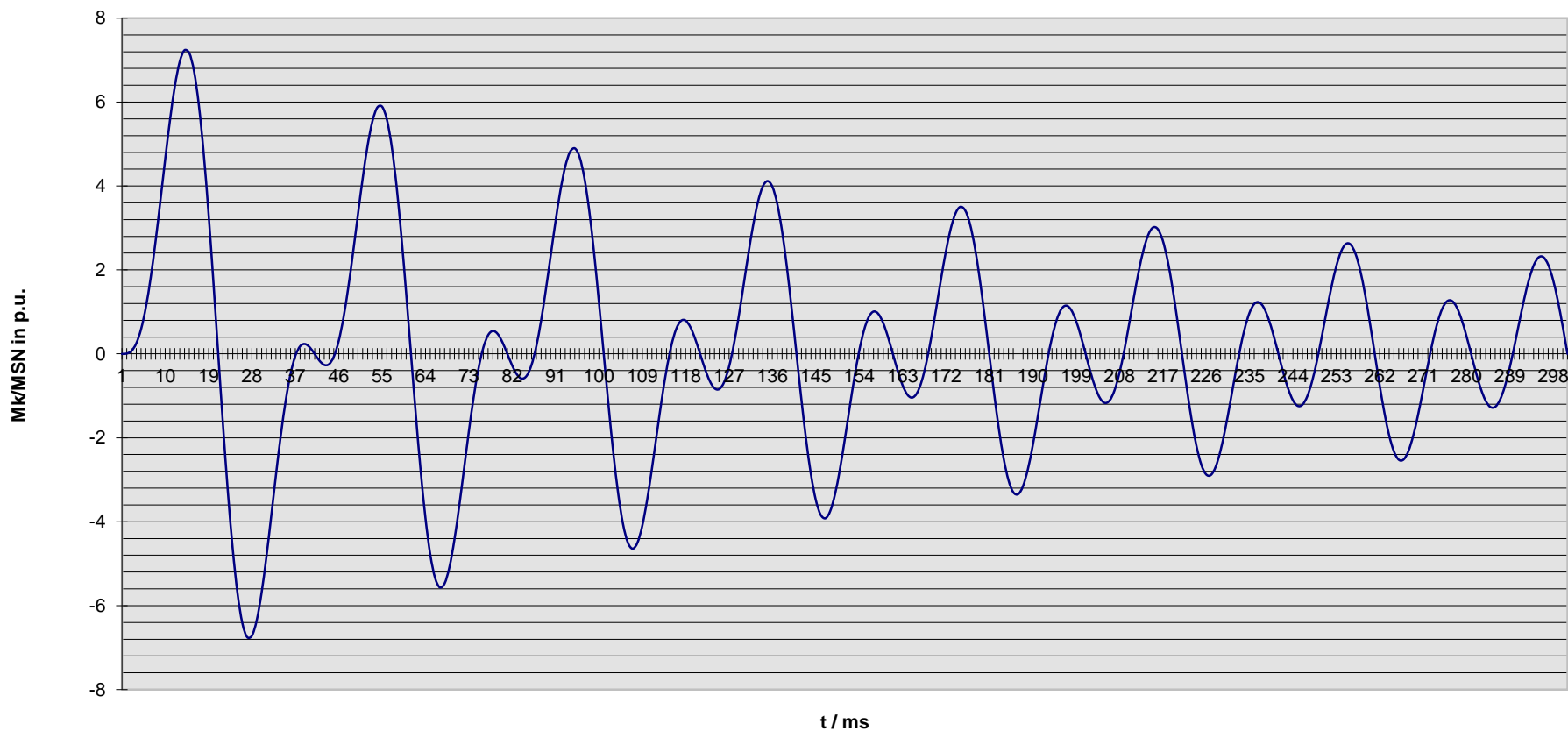


Technisches Datenblatt - Diagramme
Technical data sheet - Diagrams

ING-FCD-0112

Alternator :	DIG 130 i/4			
Rated output [kVA]	2600	Rated power factor:	0.8	Rated voltage [kV]: 6.6
Rated frequency [Hz]	50	Rated speed [rpm]	1500	MSN related to kVA: 16.55 KNm

Kurzschlußmomenten-Verlauf 2-poliger KS
Short circuit torque at 2-phase SC



Nenn Daten / nominal data

DIG 130 i/4

Leistung S_N : **2600** kVA

$\cos \varphi$: **0.80**

Rating

p.f.

Spannung U_N : **6.60** kV

Strom I_N : **227** A

Voltage

Current

Frequenz f : **50** Hz

Drehzahl n : **1,500** min⁻¹

Frequency

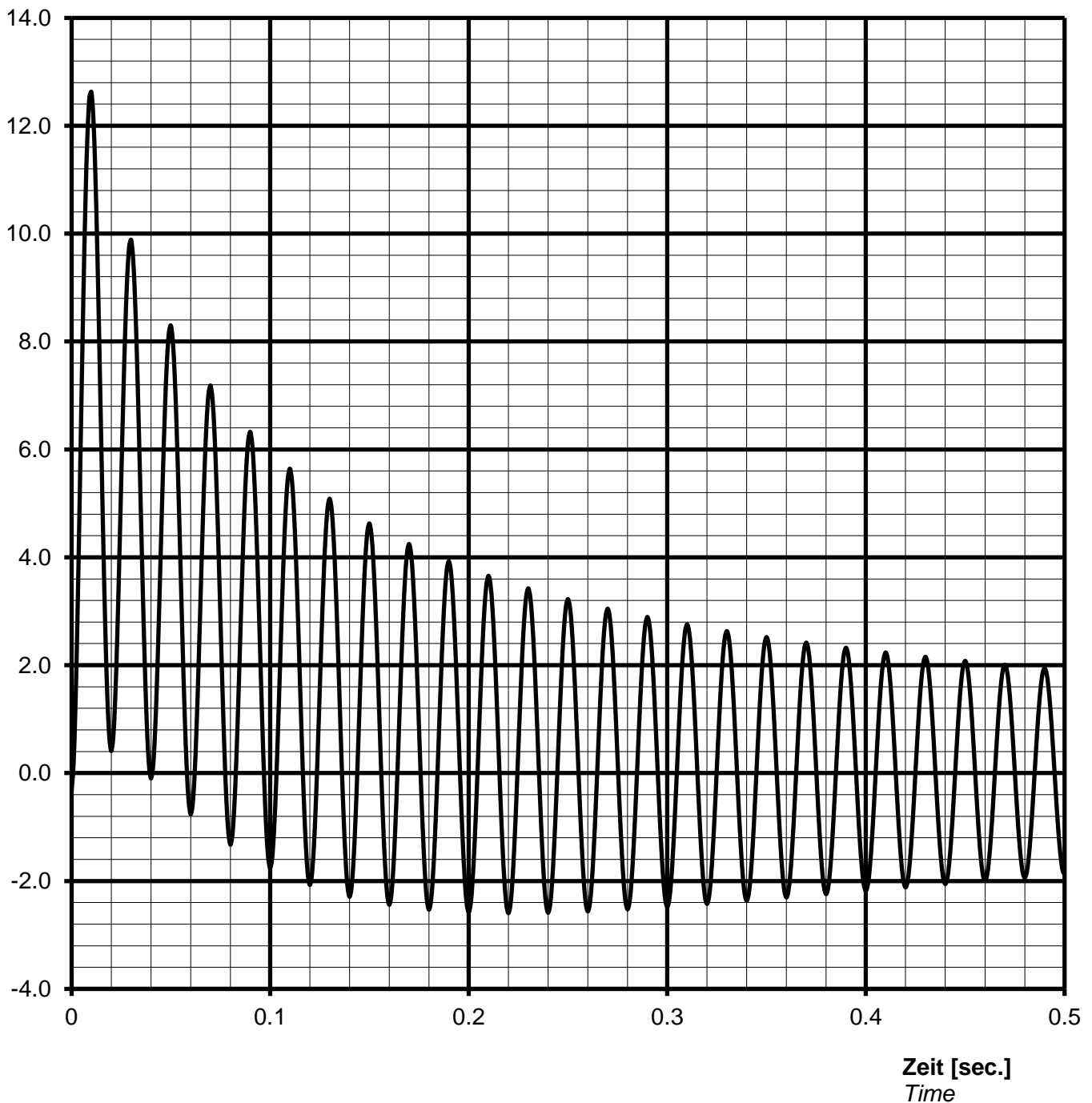
Speed

Schutzart **IP23**

Protection

Kurzschlussstrom $I_{k3\text{phasig}} / I_N$ [p.u.]
 Short-circuit current $I_{k3\text{phase}} / I_N$ [p.u.]

Stosskurzschluss-Strom, 3-phasig, asymmetrisch / Sudden short circuit current, 3-phase, asymmetrical



Notizen / remarks:

Maximum asymmetric peak value

$I_{\text{peak}} =$ **2872** A or **12.63** p.u.

Nennwerten / nominal data

DIG 130 i/4

Leistung S_N : **2600** kVA

$\cos \varphi$: **0.80**

Rating

p.f.

Spannung U_N : **6.60** kV

Strom I_N : **227** A

Voltage

Current

Frequenz f: **50** Hz

Drehzahl n: **1500** min⁻¹

Frequency

Speed

Schutzart **IP23**

Protection

Überlast Kennlinie Overload capability



Notizen / remarks:

Strom / Zeit Kriterien:

$$(I / I_N)^2 \cdot t = 45s$$

Current/time characteristics:

1,5 * I_N for 30 s

1,1 * I_N for 1 h in 6h

Nennwerten / nominal data

DIG 130 i/4

Rating S_N : **2600 kVA**

p.f. **0.80**

Bemessungsleistung

Leistungsfaktor $\cos \varphi$:

Nominal voltage U_N : **6.60 kV**

Nominal current I_N : **227 A**

Bemessungsspannung

Bemessungsstrom

Frequency f_N : **50 Hz**

Speed n : **1500 min⁻¹**

Frequenz

Drehzahl

Protection: **IP23**

Schutzart

Inverse current or unbalanced negative sequence current



Remarks / Notizen:



Technische Daten selbstregelnden Drehstrom-Synchrongenerator
technical data for self regulating three phase alternator

ING-FCD-0112

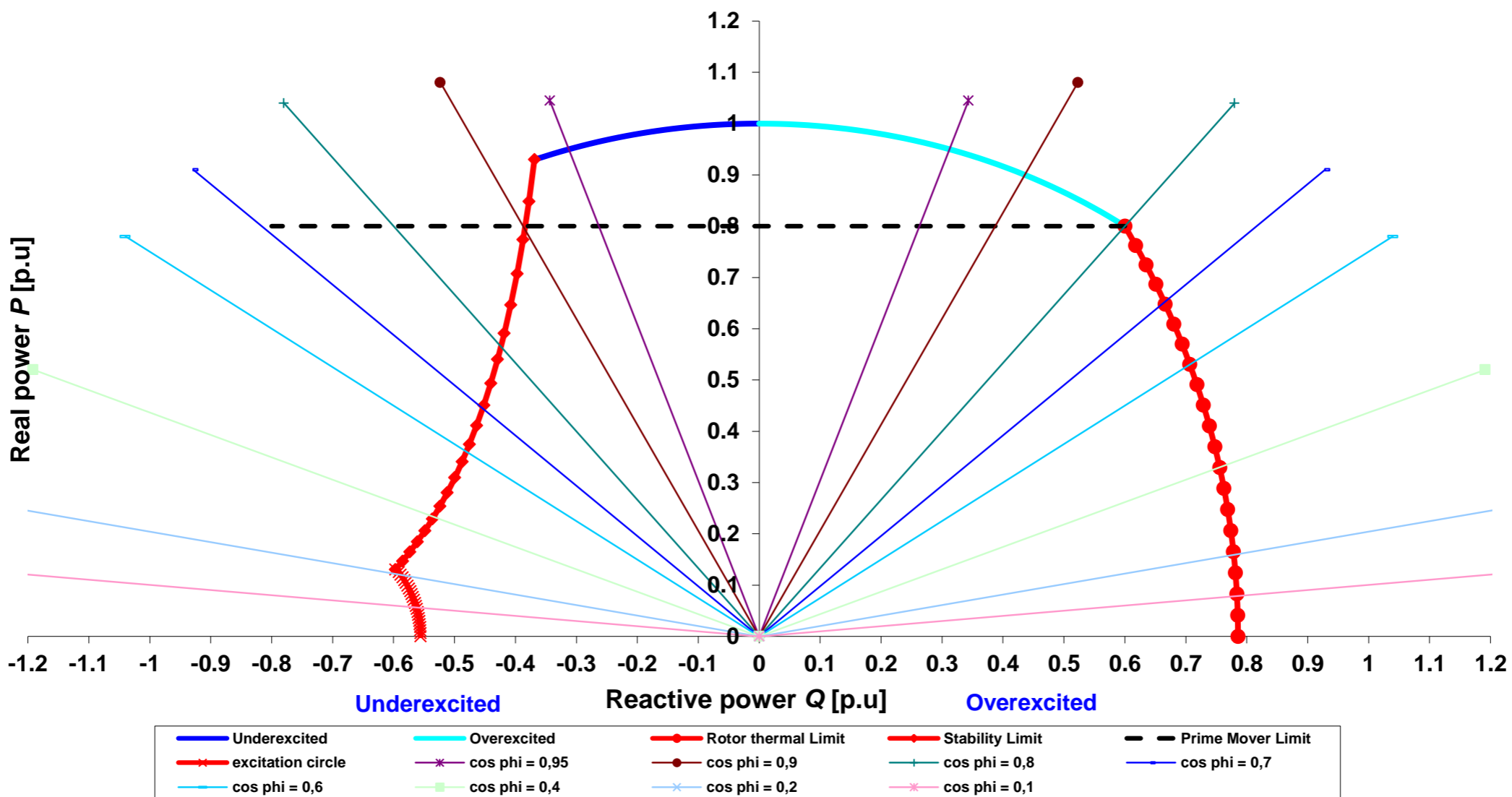
TYPE

DIG 130 i/4

Projekt:

Order Nr.:

Capability (P-Q) Diagram



Cummins Generator Technologies

Datum / date:

11/10/2013

