

**Technical Data Sheet for AvK-Alternators**

FM 7.3-5

Date:	30/09/13	Customer:	GENERIC DATASHEET only
Project No.:		AvK Reference:	DSG074L2_4_60_480

Object data:

Site:		Prime Mover:	
Application:	Stationary Power Plant	Manufacturer:	

Generator data:

Generator:	DSG 74 L2/4	Poles:	4	Standards:	IEC 60034
Rated power:	2400 kVA	1920 kWe	2005 kWm		
Power factor:	0.80				
Power at pf 1,0	1941 kVA	1941 kWe	2005 kWm		
Rated voltage:	0.48 kV				
Speed:	1800 1/min				
Frequency:	60 Hz			Voltage range / frequency range:	
Rated current:	2886.8 A			Zone A according IEC 60034-1 (dU = +/-5%, df = +/-2%)	

Winding pitch:	2/3
----------------	-----

Insulation class:	Stator: Class H	Rotor: Class H	Temperature rise:	H
-------------------	-----------------	----------------	-------------------	---

Ambient temperature:	40 ° C	Environment:	Standard environment
----------------------	--------	--------------	----------------------

Site altitude:	1000 m		
----------------	--------	--	--

Enclosure:	IP23	Filter:	
------------	------	---------	--

Cooling:	IC 01 - Open-circuit ventilation
----------	----------------------------------

Coolant:	Ambient Air	Temperature	40 ° C	Temperature Air inlet	40 ° C
		Coolant:		generator:	

		Cooling air vol.:	2.9 m³/s	Cooling water quantity:	n/a
--	--	-------------------	----------	-------------------------	-----

Moment of inertia (I):	50.1 kgm²	Weight:	4100 Kg	Losses (environment):	85 KW
------------------------	-----------	---------	---------	-----------------------	-------

		Losses (cooling):	n/a
--	--	-------------------	-----

Wires:	4 terminals, starpoint connected in terminal box
--------	--

Operation mode:	Single mode
-----------------	-------------

Regulators:	
-------------	--

Voltage regulator:	DECS 100
--------------------	----------

Electrical data: (acc. IEC)

Efficiencies:	110%	100%	75%	50%	25%
Power factor 0.8	95,56	95,77	95,82	95,34	92,81
Power factor 0.9	96,1	96,28	96,22	95,63	92,99
Power factor 1.0	96,63	96,79	96,62	95,91	93,16

Reactances and time constants

	unsaturated	saturated		unsaturated	saturated					
X_d	2.96	2.66 p.u.	X_q	1.38	1.35 p.u.	$T_{d0'}$	3.99 s	$T_{d0''}$	0.01972 s	
X_d'	0.211	0.211 p.u.	X_q'	1.38	1.35 p.u.	$T_{d'}$	0.29 s	$T_{q0'}$	0.2 s	
X_d''	0.118	0.107 p.u.	X_q''	0.131	0.131 p.u.	$T_{d''}$	0.01 s	$T_{q0''}$	0.21069 s	
X_2	0.130	0.118 p.u.	X_0	0.046	0.042 p.u.	T_a	0.0243 s	$T_{q'}$	0.2 s	
X_{1s}	n.a.	0.064 p.u.						$T_{q''}$	0.02 s	

Short circuit ratio saturated:	0.38	Z_n	0.096 Ohm
--------------------------------	------	-------	-----------

Short circuit data:

Initial short circuit current (3-phase):	I_k''	26979 A	
Max. peak current (3-phase):	I_s	68677 A	
Sustained short circuit current:	I_k	8660 A	Minimum 3 x rated current for max.10 s

Initial short circuit torque:	M_{k2}	154.7 kNm
	M_{k3}	92.8 kNm

Max. faulty synchron moment:	M_f	332.6 kNm
------------------------------	-------	-----------

Rated kVA torque:	M_{SN}	12.73 kNm
-------------------	----------	-----------

Rated torque	M_N	10.18 kNm
--------------	-------	-----------

Shaft torque	M_{Sh}	10.63 kNm
--------------	----------	-----------

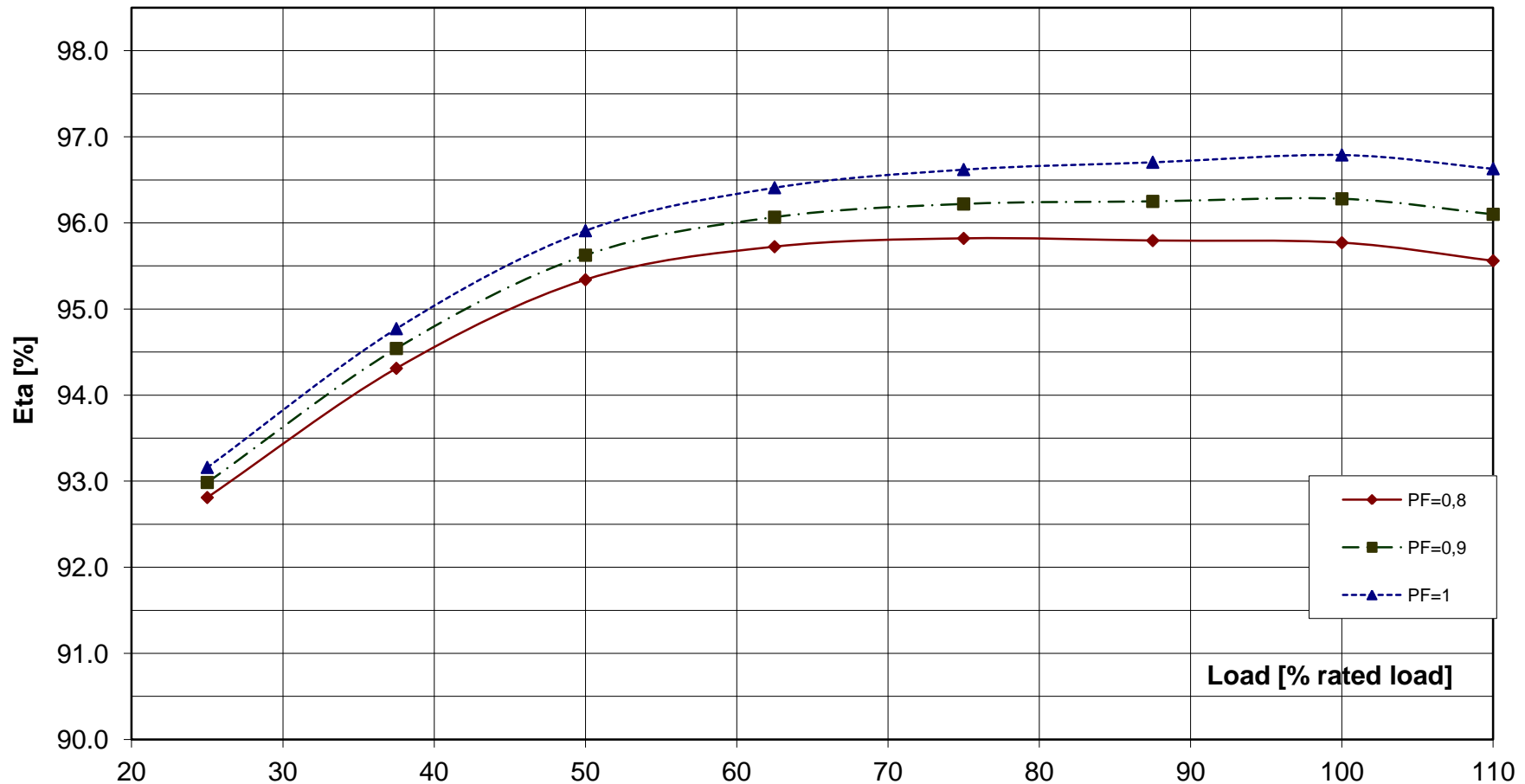
Load application:

max. load application: 1706 kVA (corresponds to 71,09 % from 2400 kVA) for Power factor 0.4 15% transient voltage drop	Power: 2400 kVA Power factor: 0.8 transient voltage drop: -17.4 %
---	---

Remarks:

Alternator :	DSG 74 L2/4			
Rated output [kVA]	2400	Rated power factor:	0.8	Rated voltage [kV]: 0.48
Rated frequency [Hz]	60	Rated speed [rpm]	1800	

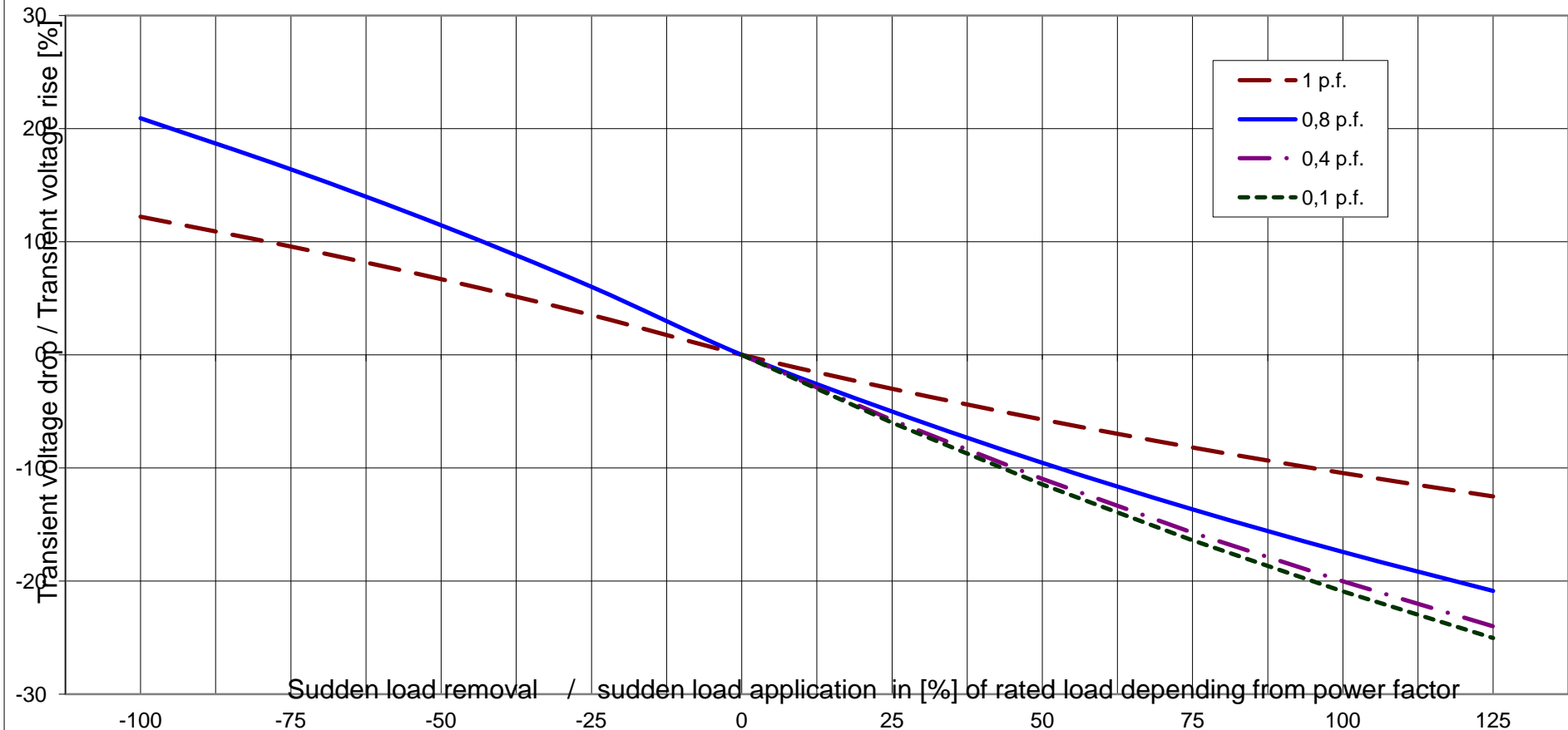
Wirkungsgrad-Kennlinie - Efficiency Curve



Alternator : DSG 74 L2/4

Rated output [kVA]	2400	Rated power factor:	0.8	Rated voltage [kV]:	0.48
Rated frequency [Hz]	60	Rated speed [rpm]	1800		

Transient Voltage rise or drop for sudden load removal or application



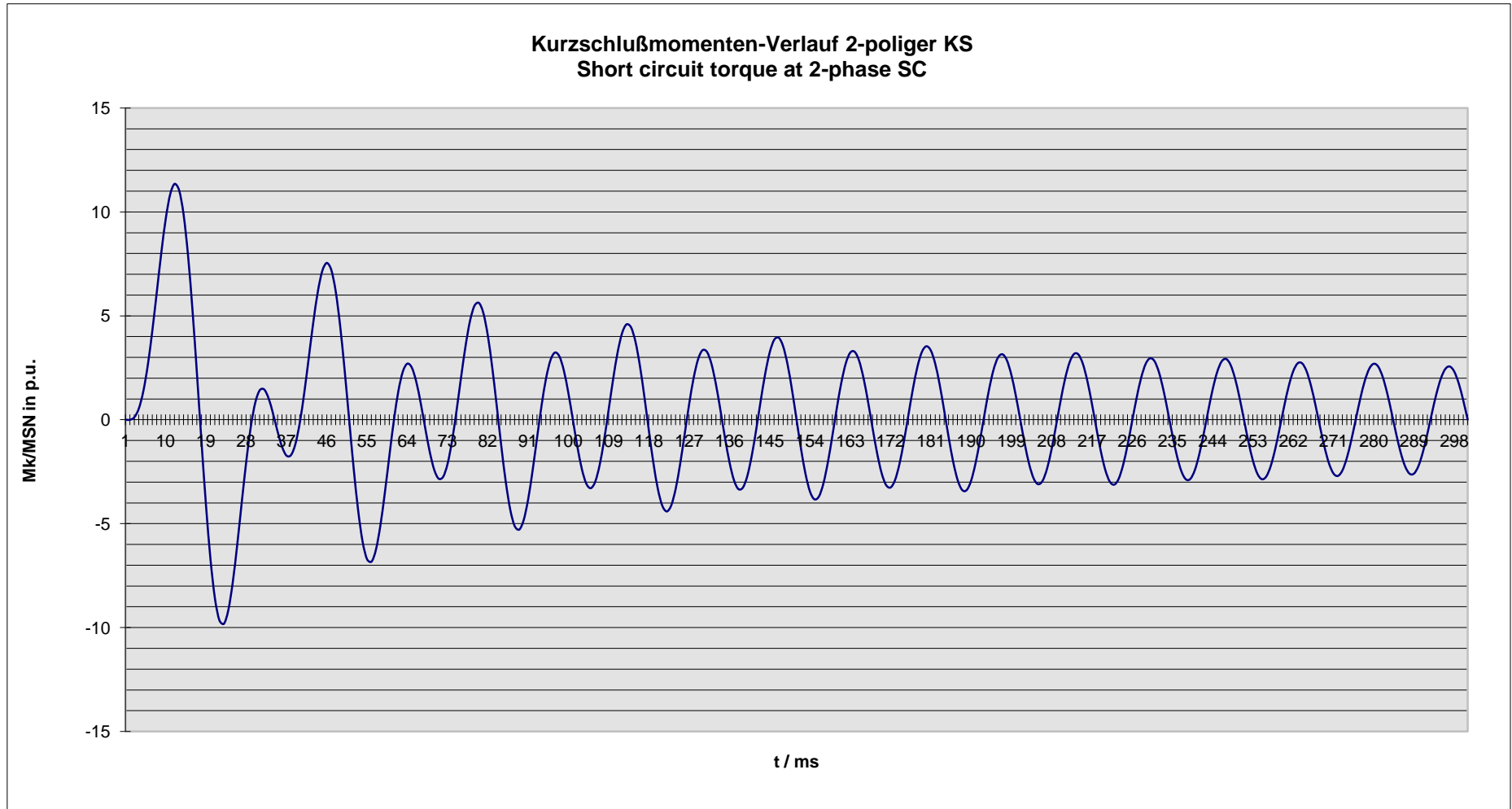


Technisches Datenblatt - Diagramme
Technical data sheet - Diagrams

ING-FCD-0112

Alternator :	DSG 74 L2/4			
Rated output [kVA]	2400	Rated power factor:	0.8	Rated voltage [kV]: 0.48
Rated frequency [Hz]	60	Rated speed [rpm]	1800	MSN related to kVA: 12.73 KNm

Kurzschlußmomenten-Verlauf 2-poliger KS
Short circuit torque at 2-phase SC



Nenndaten / nominal data

DSG 74 L2/4

Leistung S_N : **2400 kVA**

$\cos \varphi$: **0.80**

Rating

p.f.

Spannung U_N : **0.48 kV**

Strom I_N : **2887 A**

Voltage

Current

Frequenz f : **60 Hz**

Drehzahl n : **1,800 min⁻¹**

Frequency

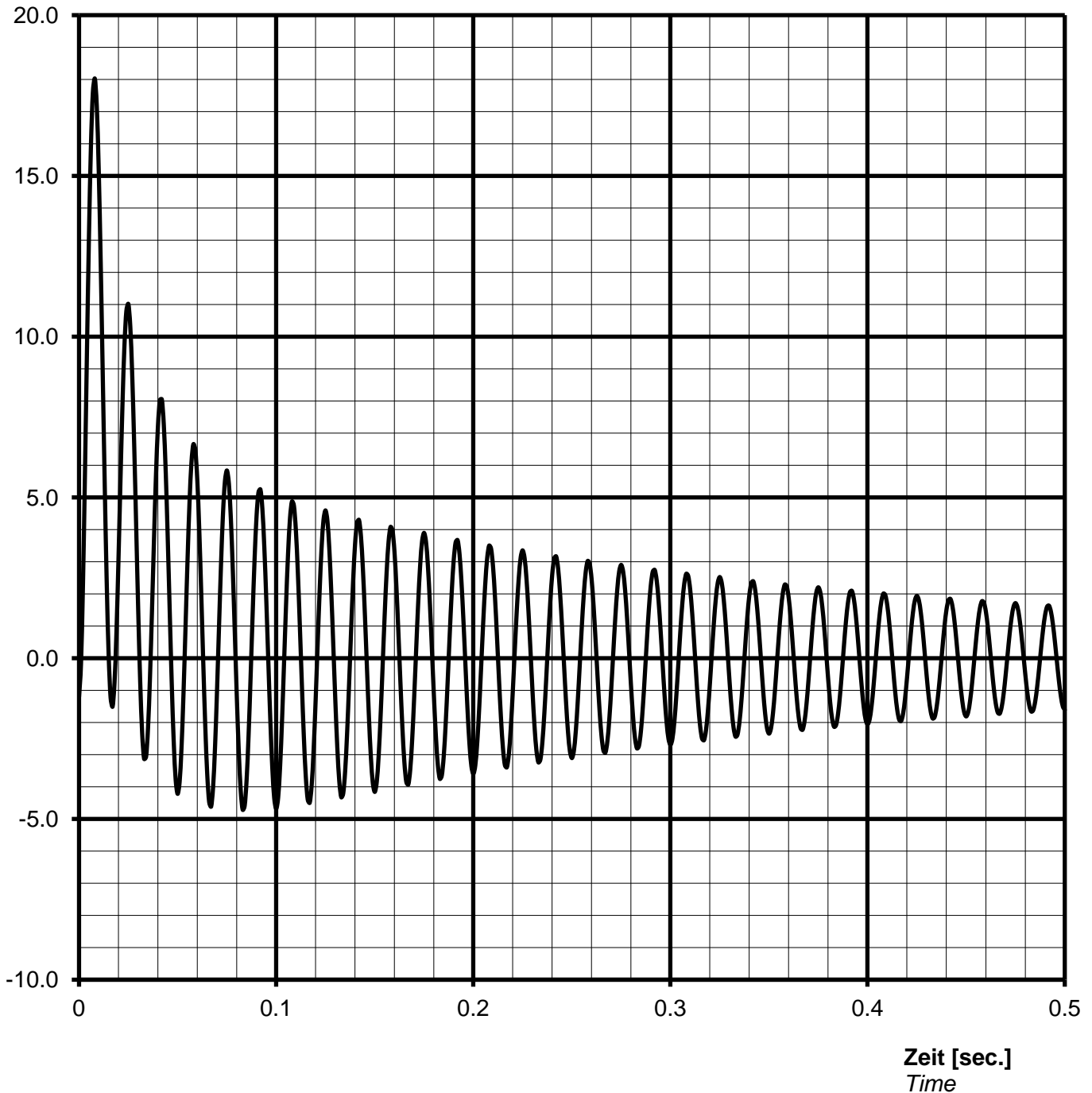
Speed

Schutzart **IP23**

Protection

Kurzschlussstrom $I_{k3\text{phasig}} / I_N$ [p.u.]
 Short-circuit current $I_{k3\text{phase}} / I_N$ [p.u.]

Stosskurzschluss-Strom, 3-phasig, asymmetrisch /
Sudden short circuit current, 3-phase, asymmetrical



Notizen / remarks:

Maximum asymmetric peak value $I_{\text{speak}} = 52030 \text{ A}$ or 18.02 p.u.

Nennwerte / nominal data

DSG 74 L2/4

Leistung S_N : **2400** kVA

$\cos \varphi$: **0.80**

Rating

p.f.

Spannung U_N : **0.48** kV

Strom I_N : **2887** A

Voltage

Current

Frequenz f: **60** Hz

Drehzahl n: **1800** min⁻¹

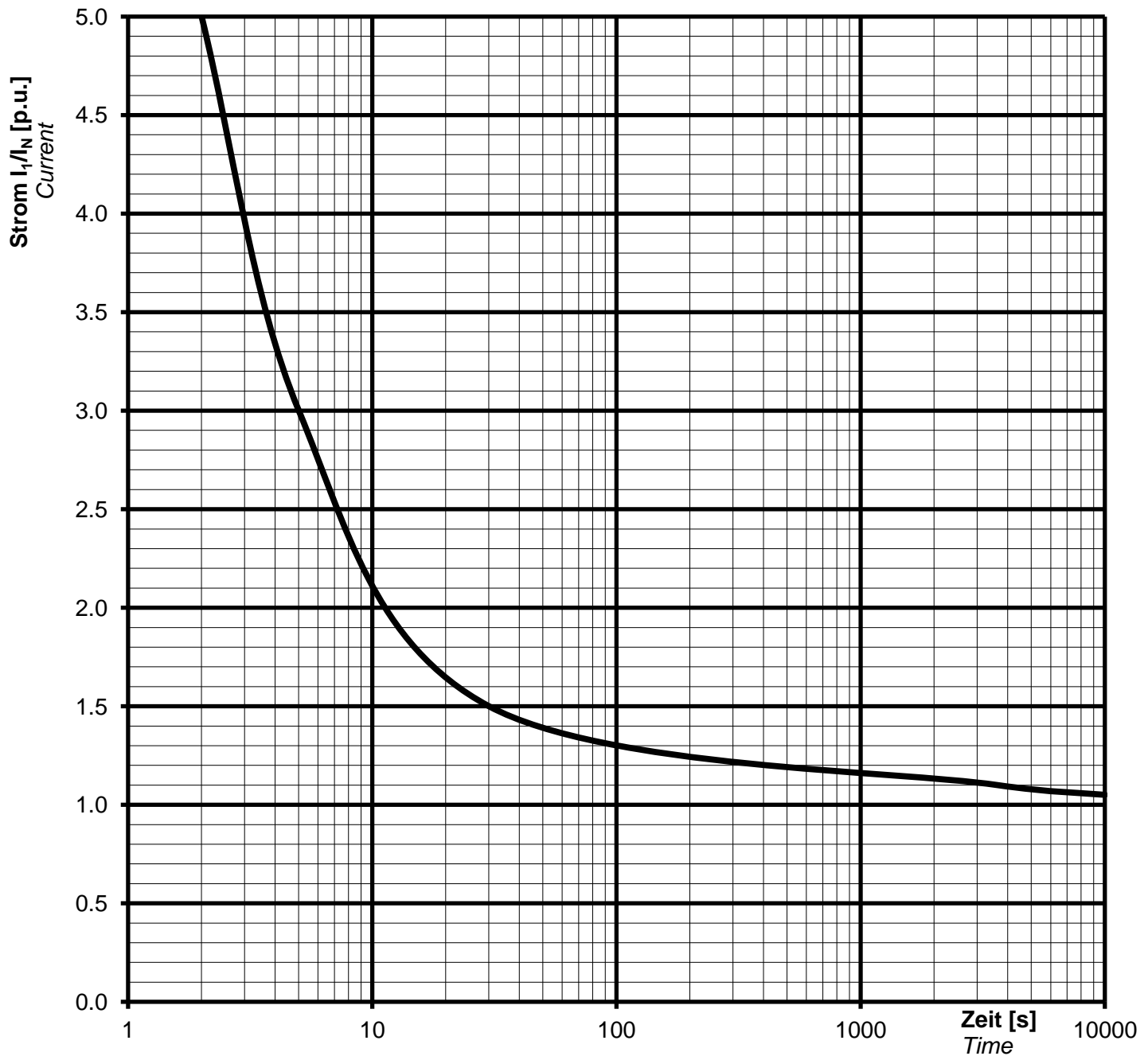
Frequency

Speed

Schutzart **IP23**

Protection

Überlast Kennlinie Overload capability



Notizen / remarks:

Strom / Zeit Kriterien:

$$(I / I_N)^2 \cdot t = 45s$$

Current/time characteristics:

1,5 * I_N for 30 s

1,1 * I_N for 1 h in 6h

Nenndaten / nominal data

DSG 74 L2/4

Rating S_N : **2400 kVA**

p.f. **0.80**

Bemessungsleistung

Leistungsfaktor $\cos \varphi$:

Nominal voltage U_N : **0.48 kV**

Nominal current I_N : **2887 A**

Bemessungsspannung

Bemessungsstrom

Frequency f_N : **60 Hz**

Speed n : **1800 min⁻¹**

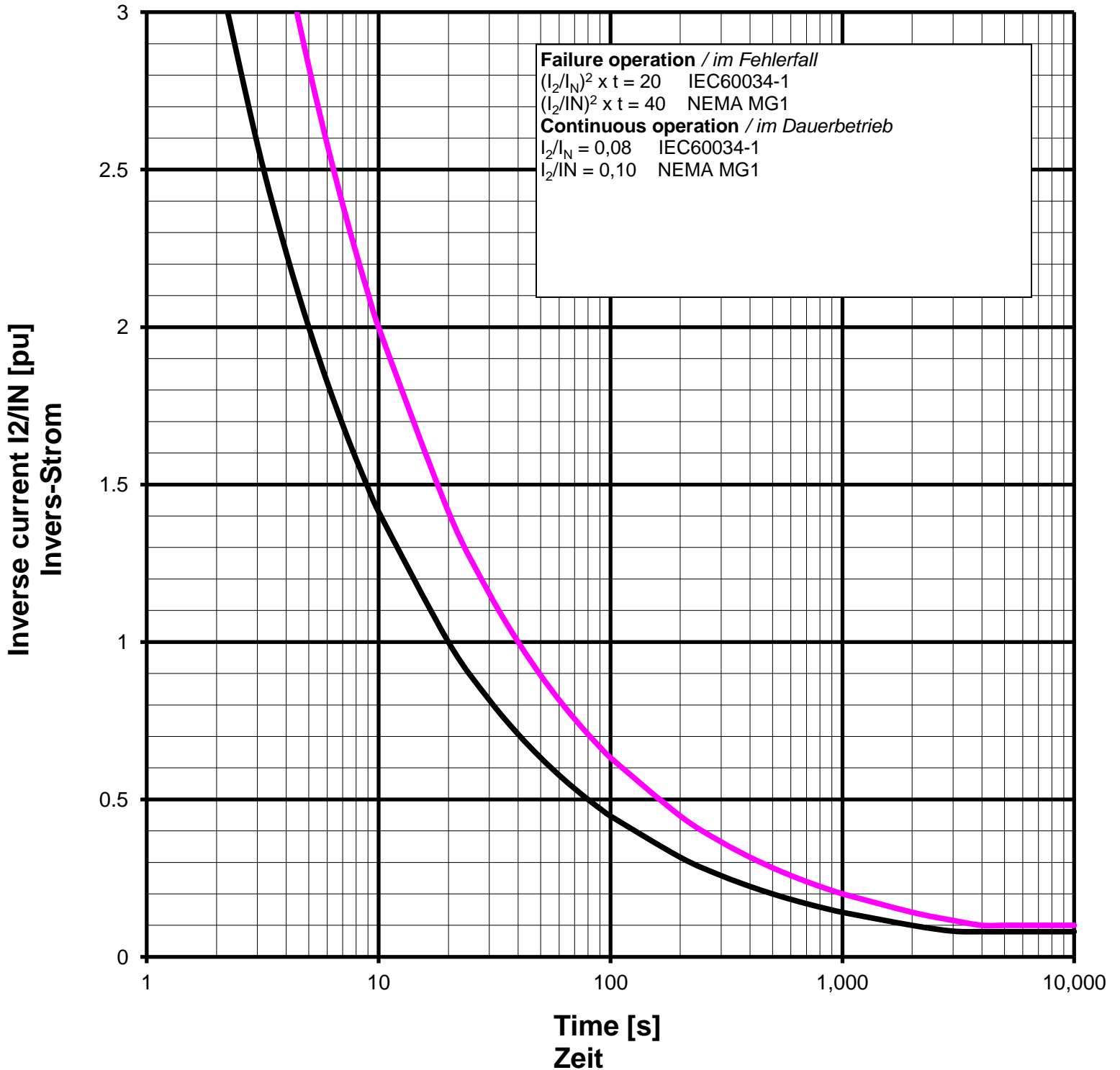
Frequenz

Drehzahl

Protection: **IP23**

Schutzart

Inverse current or unbalanced negative sequence current



Remarks / Notizen:



Technische Daten selbstregelnden Drehstrom-Synchrongenerator
technical data for self regulating three phase alternator

ING-FCD-0112

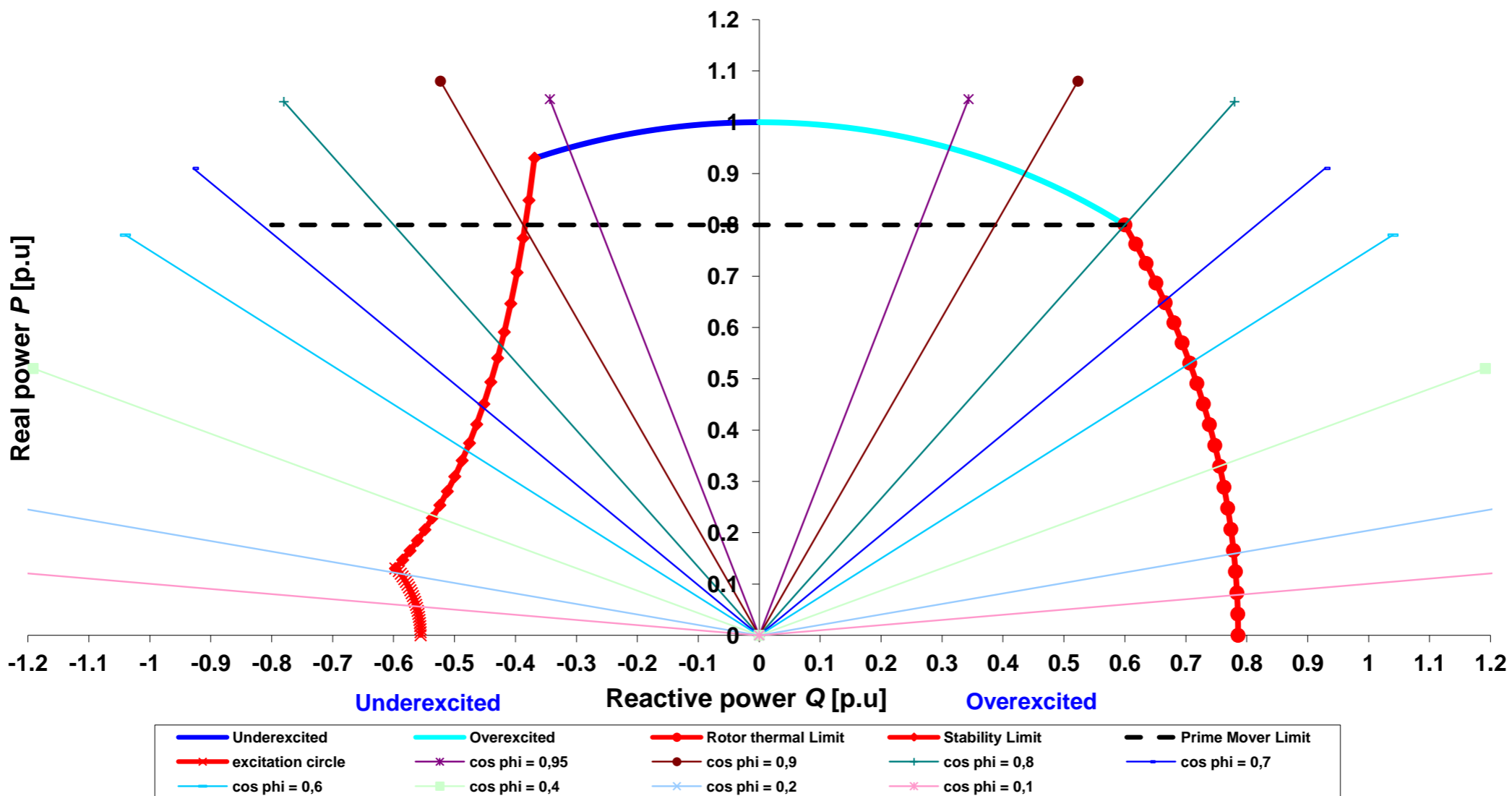
TYPE

DSG 74 L2/4

Projekt:

Order Nr.:

Capability (P-Q) Diagram

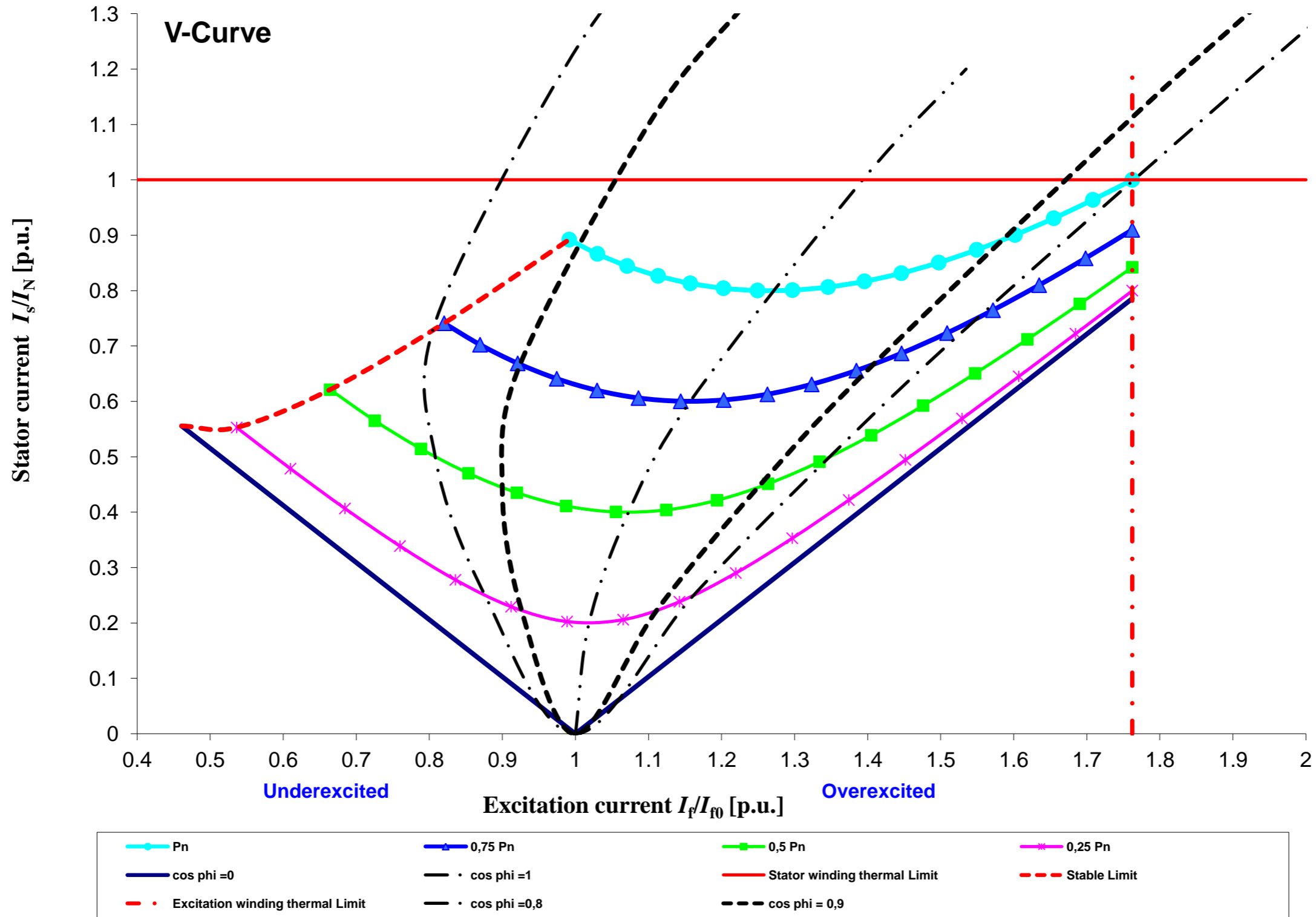


Cummins Generator Technologies

Datum / date:

30/09/2013

TYPE	DSG 74 L2/4	Projekt:		Order Nr.:	
------	-------------	----------	--	------------	--



Cummins Generator Technologies	Datum / date:	
	30/09/2013	