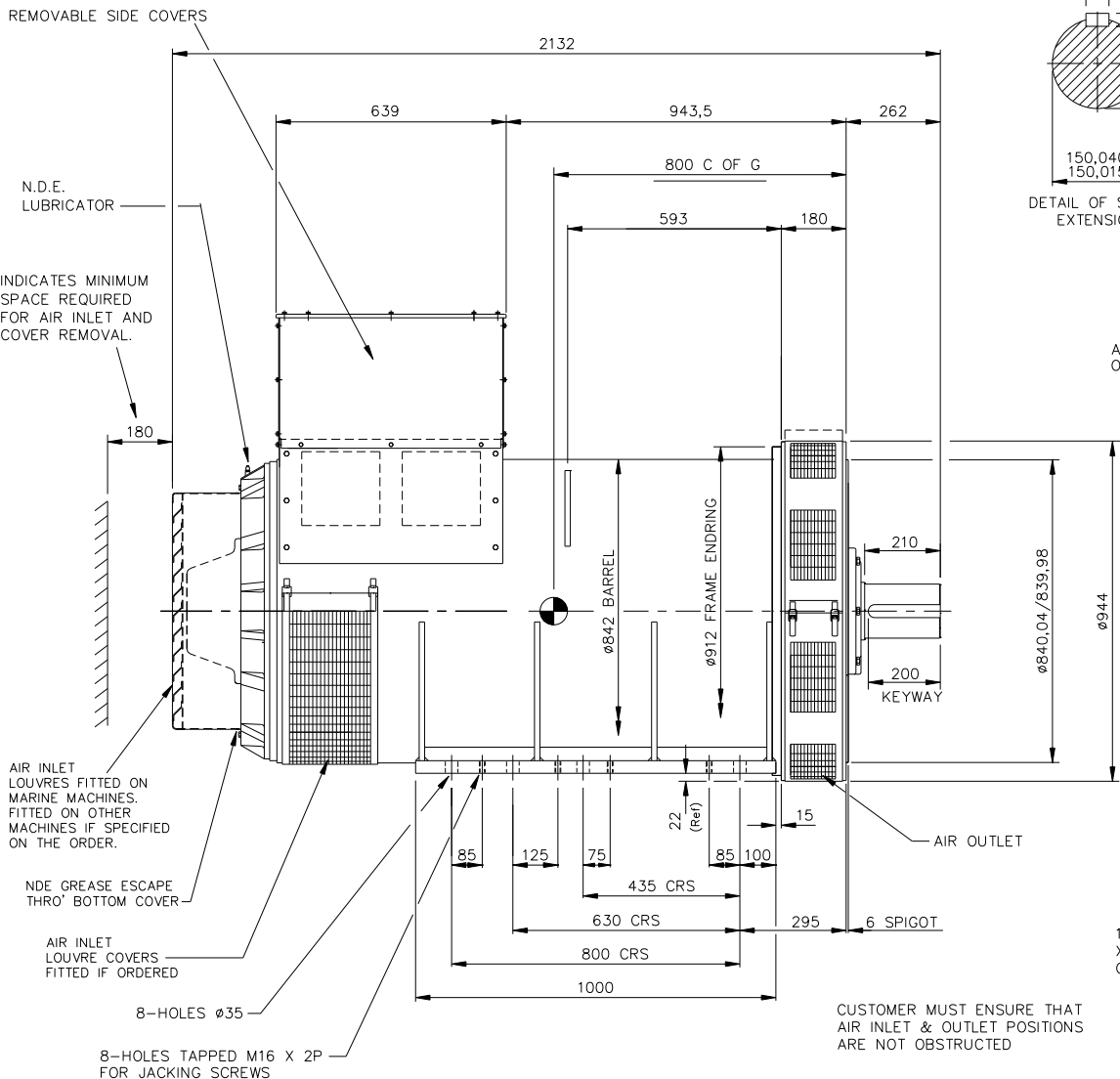


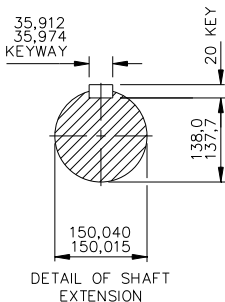
REL NO	REV	DETAILS	DWN	CKD	APVD	DATE
ECO-141614	C	PRODUCTION RELEASE - MACHINE WEIGHT ADDED, ANNOTATIONS UPDATED.	DGL	DGL	SMH	18FEB14

D

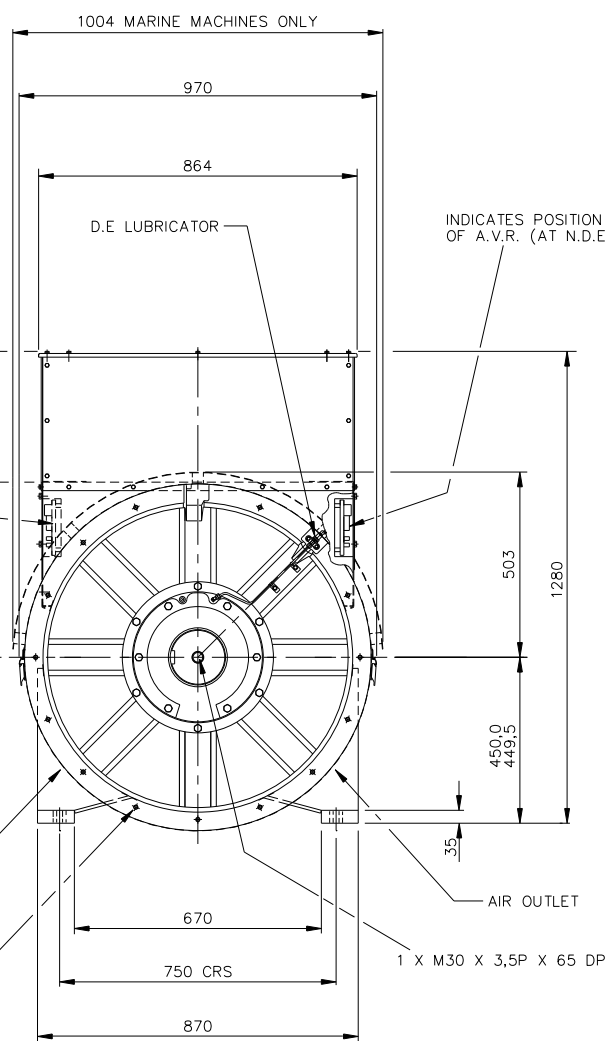
D



CUSTOMER MUST ENSURE THAT AIR INLET & OUTLET POSITIONS ARE NOT OBSTRUCTED



ALTERNATE POSITION OF A.V.R. (AT D.E)



16 HOLES M12 X 1,75P X 25 DEEP EQUI-SPACED ON 880 P.C.D

C

C

B

B

A

A

NOTE:-
CUSTOMER MAY CUT CABLE ENTRY HOLES AS REQUIRED IN ANY OF THE FOUR TERMINAL BOX SIDES SUBJECT TO POSITION OF AVR, TERMINALS, ETC.

TOTAL ALTERNATOR WEIGHT = 4100 KG

UNLESS SPECIFIED ALL DIMENSIONS ARE IN MILLIMETERS	
DO NOT SCALE PRINT	DRAWN DFC
	CHECKED PJW
	APPROVED DPC
CONFIDENTIAL	DATE 14MAR05
PROPERTY OF CUMMINS	SCALE FIRST USED ON
GENERATOR TECHNOLOGIES	1:10 ---



CUMMINS GENERATOR TECHNOLOGIES

DRAWING, GENERAL ASSEMBLY
FRAME 7 G 2B ALTERNATOR STD TERMINAL BOX
STD FEET (REGREASE AS STANDARD)

SITE CODE	STA	DWG SIZE	A2	70-1005	SHEET	1	REV	C
-----------	-----	----------	----	---------	-------	---	-----	---