

**Technical Data Sheet for AvK-Alternators**

FM 7.3-5

Date:	17/10/13	Customer:	GENERIC DATASHEET only
Project No.:		AvK Reference:	digh142_4_60_13800

Object data:	
Site:	Prime Mover:
Application: Stationary Power Plant	Manufacturer:

Generator data:					
Generator:	DIG 142 h/4	Poles:	4	Standards: IEC 60034	
Rated power:	5850 kVA	4680 kWe	4808 kWm		
Power factor:	0.80				
Power at pf 1,0	4704 kVA	4704 kWe	4808 kWm		
Rated voltage:	13.8 kV				
Speed:	1800 1/min				
Frequency:	60 Hz	Voltage range / frequency range:			
Rated current:	244.7 A	Zone A according IEC 60034-1 (dU = +/-5%, df = +/-2%)			
Winding pitch:	ca. 5/6				
Insulation class:	Stator: Class F	Rotor: Class F	Temperature rise:	F	
Ambient temperature:	40 ° C	Environment:	Standard environment		
Site altitude:	1000 m	Filter:			
Enclosure:	IP23				
Cooling:	IC 01 - Open-circuit ventilation				
Coolant:	Ambient Air	Temperature	40 ° C	Temperature Air inlet	40 ° C
		Coolant:		generator:	
		Cooling air vol.:	5.0 m³/s	Cooling water quantity:	n/a
Moment of inertia (I):	229 kgm²	Weight:	12700 Kg	Losses (environment):	128 KW
				Losses (cooling):	n/a

Wires:	4 terminals, starpoint connected in terminal box
Operation mode:	Single mode
Regulators:	
Voltage regulator:	DECS 100

Electrical data: (acc. IEC)					
Efficiencies:	110%	100%	75%	50%	25%
Power factor 0.8	97,2	97,33	97,24	96,73	94,7
Power factor 0.9	97,47	97,59	97,43	96,85	94,8
Power factor 1.0	97,73	97,84	97,61	96,96	94,9

Reactances and time constants											
	unsaturated		saturated			unsaturated		saturated			
X _d	2.49	2.24	p.u.	X _q	1.25	1.23	p.u.	T _{d0'}	4.1 s	T _{d0''}	0.02825 s
X _{d'}	0.202	0.202	p.u.	X _{q'}	1.25	1.23	p.u.	T _{d'}	0.33 s	T _{q0'}	0.4 s
X _{d''}	0.157	0.143	p.u.	X _{q''}	0.157	0.157	p.u.	T _{d''}	0.02 s	T _{q0''}	0.31847 s
X ₂	0.165	0.150	p.u.	X ₀	0.047	0.043	p.u.	T _a	0.12 s	T _{q'}	0.4 s
X _{1s}	n.a.	0.086	p.u.							T _{q''}	0.04 s
Short circuit ratio saturated: 0.45					Z _n 32.554 Ohm						

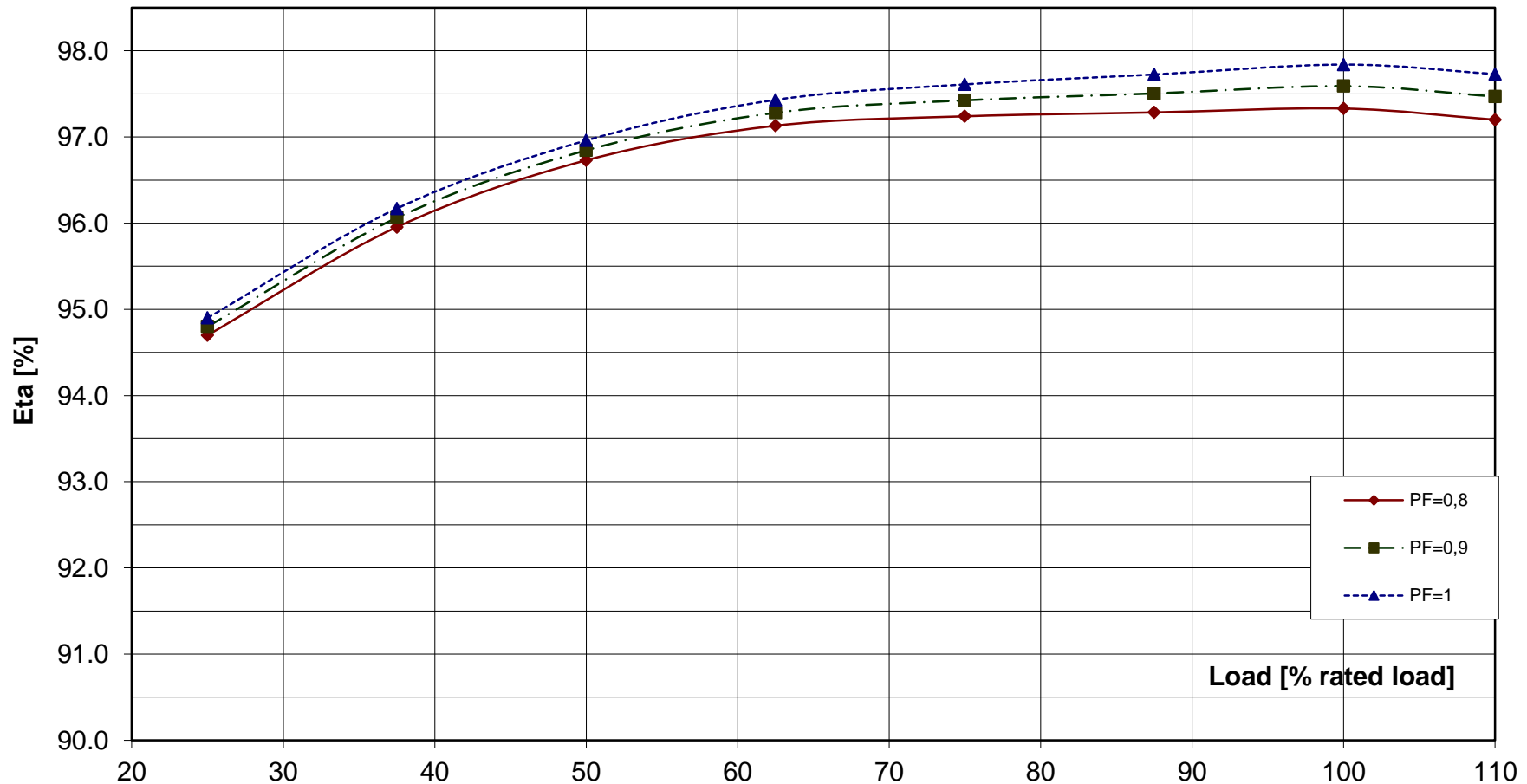
Short circuit data:			
Initial short circuit current (3-phase):	I _{k''}	1712 A	
Max. peak current (3-phase):	I _s	4358 A	
Sustained short circuit current:	I _k	734 A	Minimum 3 x rated current for max.10 s
Initial short circuit torque:	M _{k2}	282.1 kNm	
	M _{k3}	169.3 kNm	
Max. faulty synchron moment:	M _f	606.5 kNm	
Rated kVA torque:	M _{SN}	31.04 kNm	
Rated torque	M _N	24.83 kNm	
Shaft torque	M _{Sh}	25.51 kNm	

Load application:	
max. load application: 4344 kVA (corresponds to 74,26 % from 5850 kVA) for Power factor 0.4 15% transient voltage drop	Power: 5850 kVA Power factor: 0.8 transient voltage drop: -16.8 %

Remarks:

Alternator :	DIG 142 h/4			
Rated output [kVA]	5850	Rated power factor:	0.8	Rated voltage [kV]: 13.8
Rated frequency [Hz]	60	Rated speed [rpm]	1800	

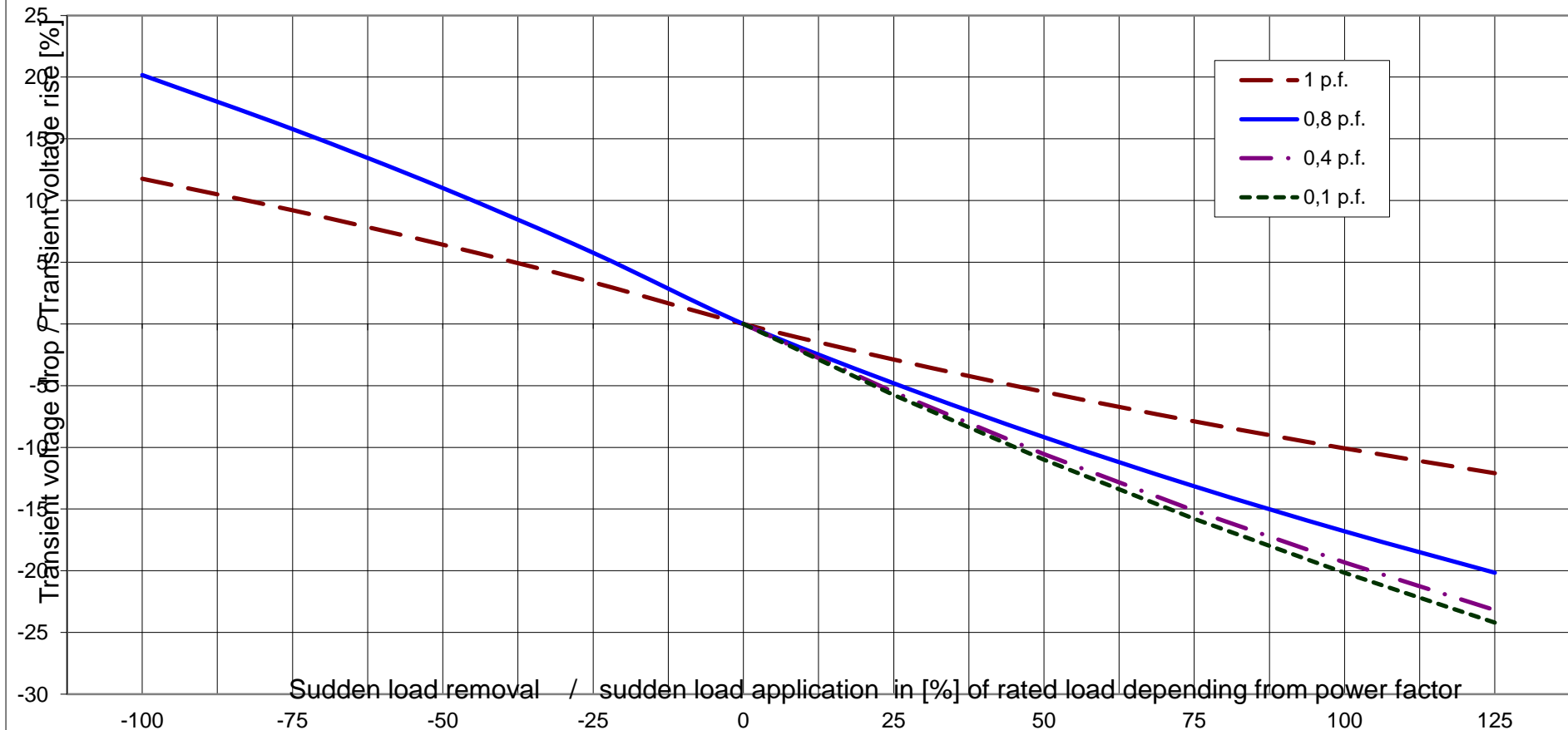
Wirkungsgrad-Kennlinie - Efficiency Curve



Alternator : DIG 142 h/4

Rated output [kVA]	5850	Rated power factor:	0.8	Rated voltage [kV]:	13.8
Rated frequency [Hz]	60	Rated speed [rpm]	1800		

Transient Voltage rise or drop for sudden load removal or application

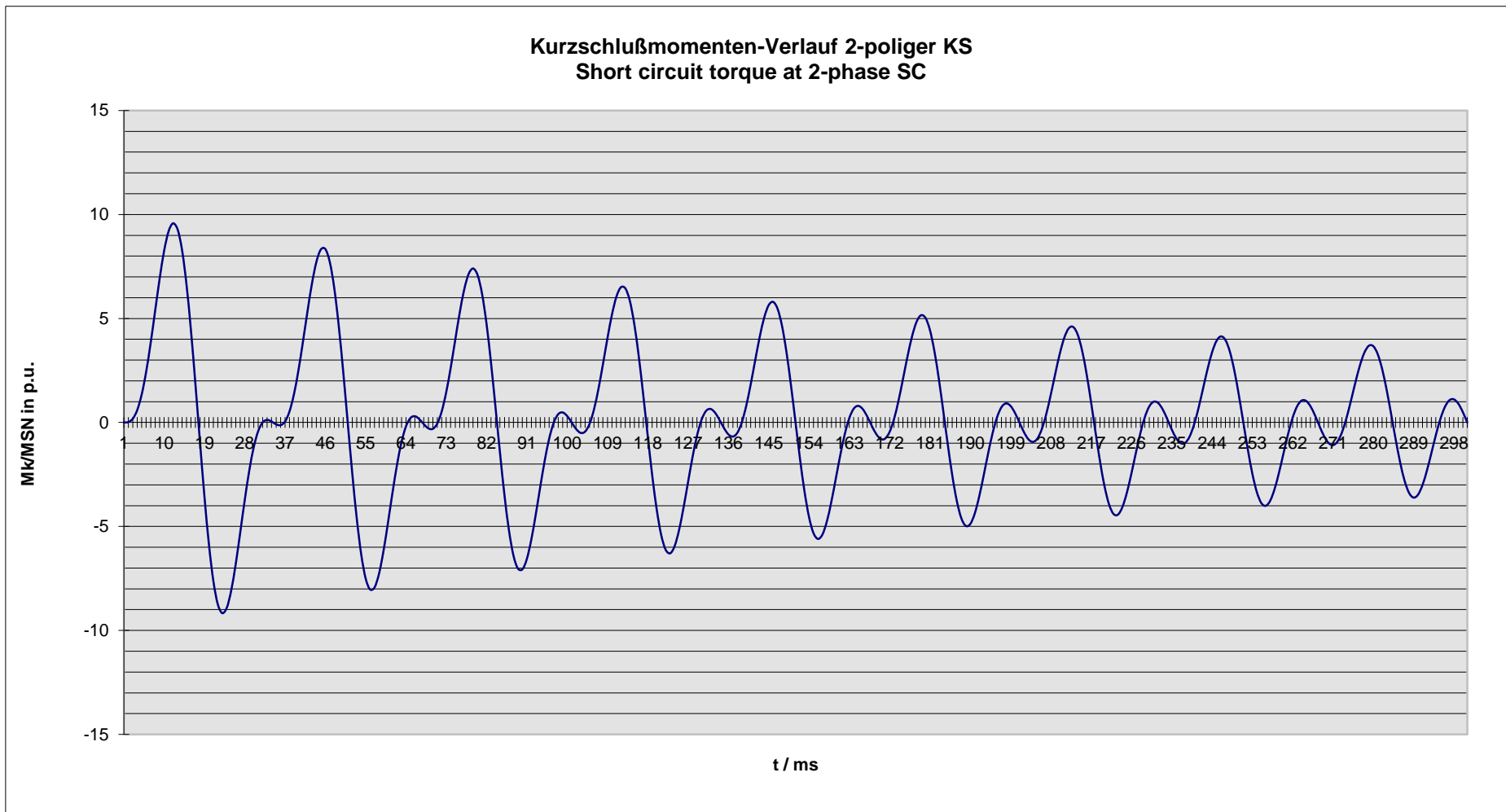




Technisches Datenblatt - Diagramme
Technical data sheet - Diagrams

ING-FCD-0112

Alternator :	DIG 142 h/4			
Rated output [kVA]	5850	Rated power factor:	0.8	Rated voltage [kV]: 13.8
Rated frequency [Hz]	60	Rated speed [rpm]	1800	MSN related to kVA: 31.04 KNm



Nenndaten / nominal data

DIG 142 h/4

Leistung S_N : **5850 kVA**

$\cos \varphi$: **0.80**

Rating

p.f.

Spannung U_N : **13.80 kV**

Strom I_N : **245 A**

Voltage

Current

Frequenz f : **60 Hz**

Drehzahl n : **1,800 min⁻¹**

Frequency

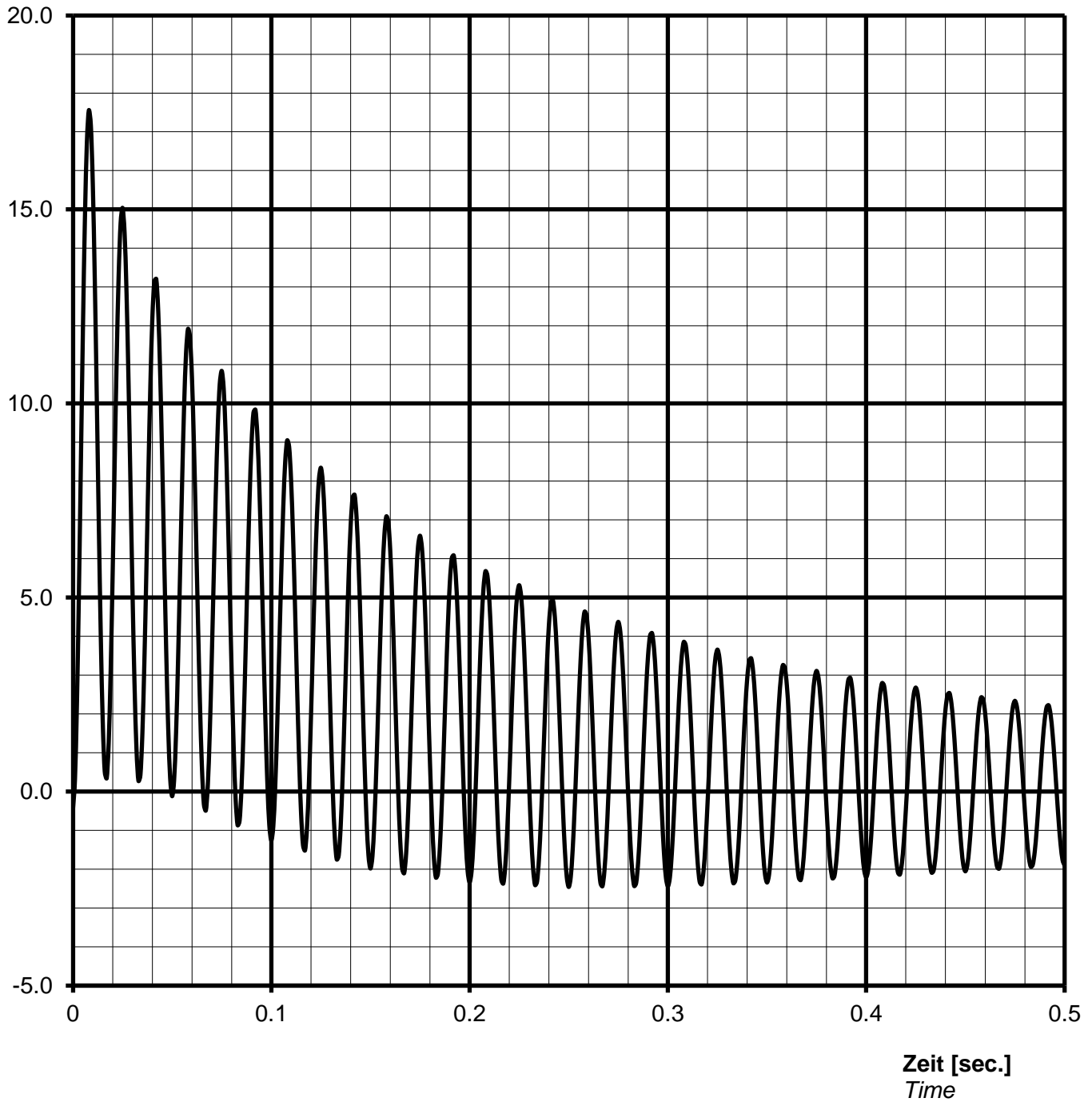
Speed

Schutzart **IP23**

Protection

Kurzschlussstrom $I_{k3\text{phasig}} / I_N$ [p.u.]
Short-circuit current $I_{k3\text{phase}} / I_N$ [p.u.]

Stosskurzschluss-Strom, 3-phasig, asymmetrisch /
Sudden short circuit current, 3-phase, asymmetrical



Notizen / remarks:

Maximum asymmetric peak value $I_{\text{peak}} = 4297 \text{ A}$ or 17.56 p.u.

Nennwerten / nominal data

DIG 142 h/4

Leistung S_N : **5850 kVA**

$\cos \varphi$: **0.80**

Rating

p.f.

Spannung U_N : **13.80 kV**

Strom I_N : **245 A**

Voltage

Current

Frequenz f: **60 Hz**

Drehzahl n: **1800 min⁻¹**

Frequency

Speed

Schutzart **IP23**

Protection

Überlast Kennlinie Overload capability



Notizen / remarks:

Strom / Zeit Kriterien:

$$(I / I_N)^2 \cdot t = 45s$$

Current/time characteristics:

1,5 * I_N for 30 s

1,1 * I_N for 1 h in 6h

Nenndaten / nominal data

DIG 142 h/4

Rating S_N : **5850 kVA**

p.f. **0.80**

Bemessungsleistung

Leistungsfaktor $\cos \varphi$:

Nominal voltage U_N : **13.80 kV**

Nominal current I_N : **245 A**

Bemessungsspannung

Bemessungsstrom

Frequency f_N : **60 Hz**

Speed n : **1800 min⁻¹**

Frequenz

Drehzahl

Protection: **IP23**

Schutzart

Inverse current or unbalanced negative sequence current



Remarks / Notizen:

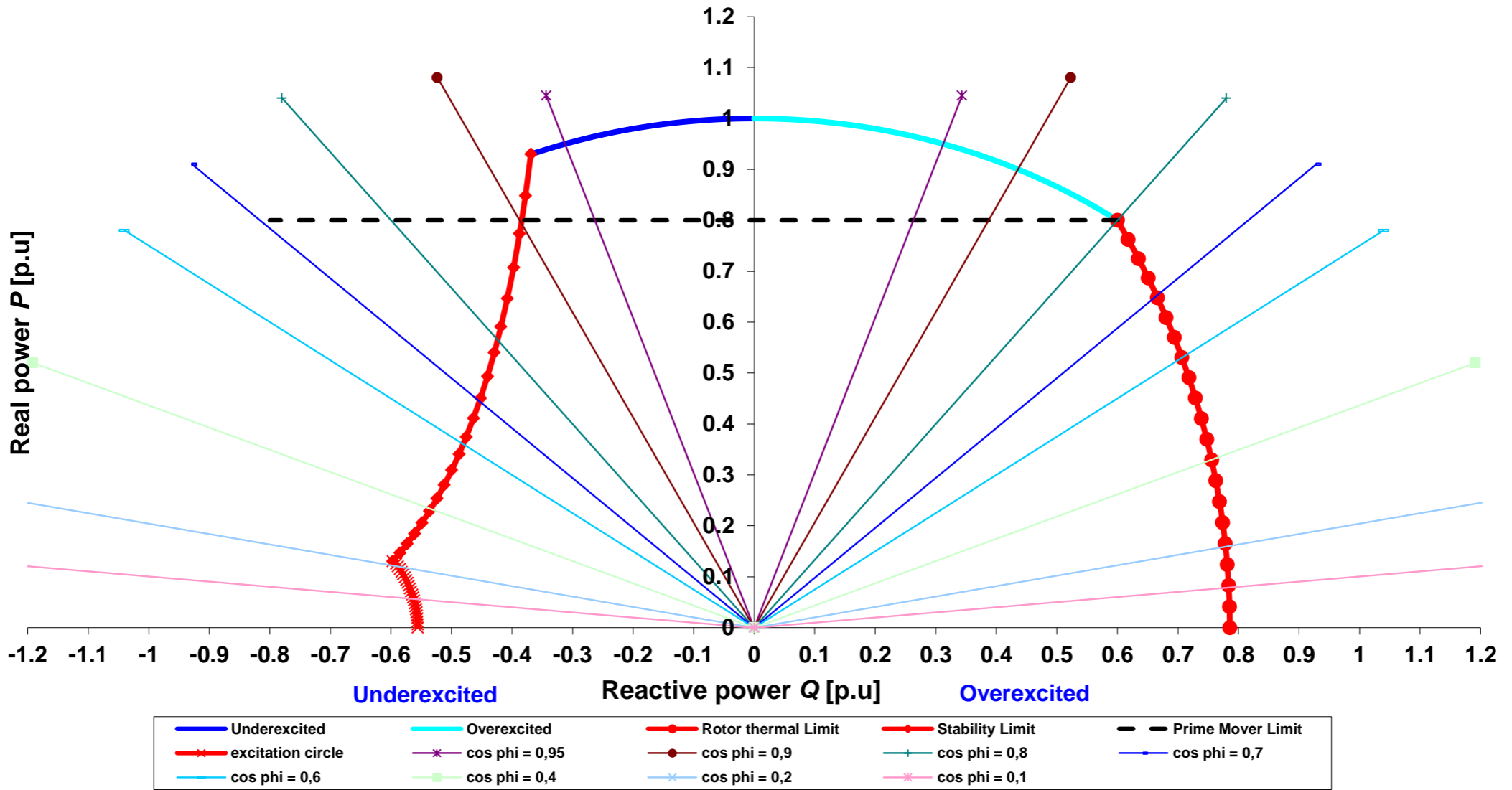
TYPE

DIG 142 h/4

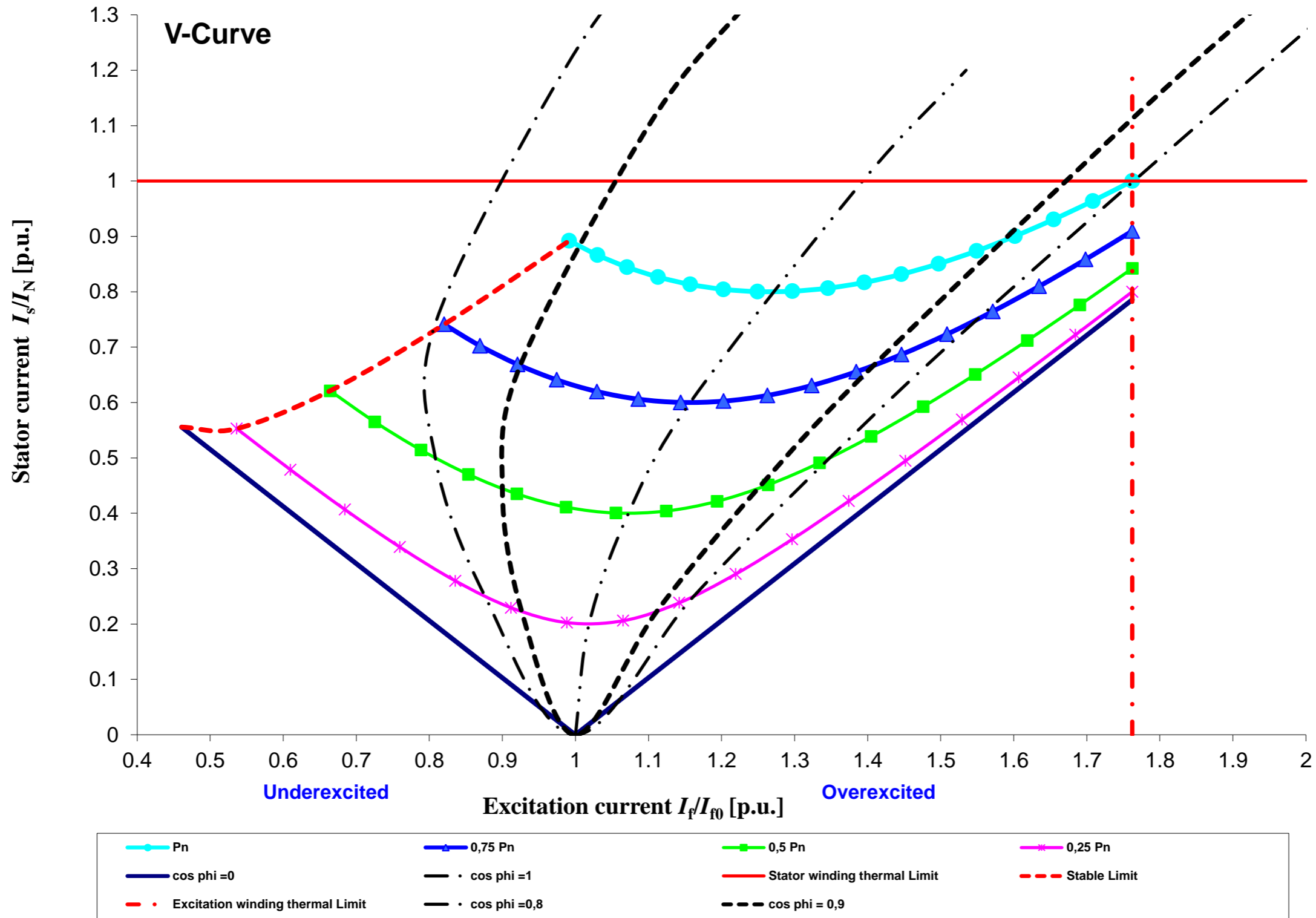
Projekt:

Order Nr.:

Capability (P-Q) Diagram



TYPE	DIG 142 h/4	Projekt:		Order Nr.:	
------	-------------	----------	--	------------	--



Cummins Generator Technologies	Datum / date:	
	17/10/2013	