

**Technical Data Sheet for AvK-Alternators**

FM 7.3-5

Date:	09/01/14	Customer:	GENERIC DATASHEET only
Project No.:		AvK Reference:	dig150o_8_50_10000_A048N015

<b>Object data:</b>	
Site:	Prime Mover:
Application: Stationary Power Plant	Manufacturer:

<b>Generator data:</b>					
Generator:	DIG 150 o/8	Poles:	8	Standards: IEC 60034	
Rated power:	4000 kVA	3200 kWe	3313 kWm		
Power factor:	0.80				
Power at pf 1,0	3229 kVA	3229 kWe	3313 kWm		
Rated voltage:	10 kV				
Speed:	750 1/min				
Frequency:	50 Hz	Voltage range / frequency range:			
Rated current:	230.9 A	Zone A according IEC 60034-1 (dU = +/-5%, df = +/-2%)			
Winding pitch:	ca. 5/6				
Insulation class:	Stator: Class F	Rotor: Class F	Temperature rise:	F	
Ambient temperature:	40 ° C	Environment:	Standard environment		
Site altitude:	1000 m				
Enclosure:	IP23	Filter:			
Cooling:	IC 01 - Open-circuit ventilation				
Coolant:	Ambient Air	Temperature	40 ° C	Temperature Air inlet	40 ° C
		Coolant:		generator:	
		Cooling air vol.:	3.8 m³/s	Cooling water quantity:	n/a
Moment of inertia (I):	610 kgm²	Weight:	15700 Kg	Losses (environment):	113 KW
				Losses (cooling):	n/a

Wires:	4 terminals, starpoint connected in terminal box
Operation mode:	Single mode
Regulators:	
Voltage regulator:	DECS 100

<b>Electrical data: (acc. IEC)</b>					
Efficiencies:	110%	100%	75%	50%	25%
Power factor 0.8	96,43	96,6	96,61	96,16	94,17
Power factor 0.9	96,89	97,04	96,98	96,4	94,38
Power factor 1.0	97,35	97,47	97,35	96,63	94,59

<b>Reactances and time constants</b>											
	unsaturated		saturated			unsaturated		saturated			
X <sub>d</sub>	1.64	1.48	p.u.	X <sub>q</sub>	0.82	0.80	p.u.	T <sub>d0'</sub>	2.7 s	T <sub>d0''</sub>	0.02995 s
X <sub>d'</sub>	0.277	0.277	p.u.	X <sub>q'</sub>	0.82	0.80	p.u.	T <sub>d'</sub>	0.46 s	T <sub>q0'</sub>	0.4 s
X <sub>d''</sub>	0.204	0.185	p.u.	X <sub>q''</sub>	0.203	0.203	p.u.	T <sub>d''</sub>	0.02 s	T <sub>q0''</sub>	0.16158 s
X <sub>2</sub>	0.213	0.194	p.u.	X <sub>0</sub>	0.061	0.055	p.u.	T <sub>a</sub>	0.085 s	T <sub>q'</sub>	0.4 s
X <sub>1s</sub>	n.a.	0.111	p.u.							T <sub>q''</sub>	0.04 s
Short circuit ratio saturated: 0.68					Z <sub>n</sub> 25.000 Ohm						

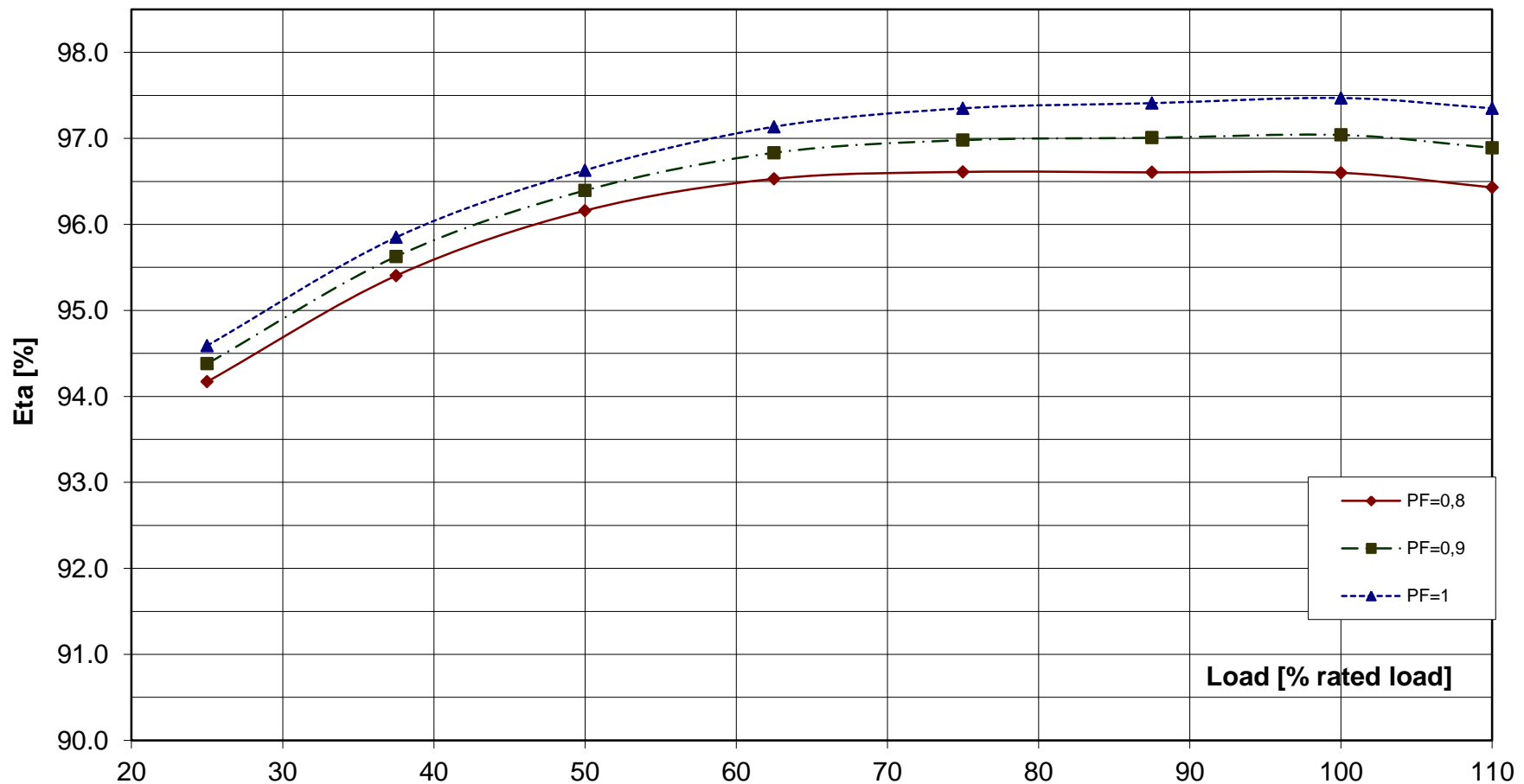
<b>Short circuit data:</b>		
Initial short circuit current (3-phase):	I <sub>k''</sub>	1248 A
Max. peak current (3-phase):	I <sub>s</sub>	3177 A
Sustained short circuit current:	I <sub>k</sub>	693 A
Minimum 3 x rated current for max.10 s		
Initial short circuit torque:	M <sub>k2</sub>	357.9 kNm
	M <sub>k3</sub>	214.7 kNm
Max. faulty synchron moment:	M <sub>f</sub>	769.5 kNm
Rated kVA torque:	M <sub>SN</sub>	50.93 kNm
Rated torque	M <sub>N</sub>	40.74 kNm
Shaft torque	M <sub>Sh</sub>	42.17 kNm

<b>Load application:</b>	
max. load application: 2166 kVA (corresponds to 54,15 % from 4000 kVA) for Power factor 0.4 15% transient voltage drop	Power: 4000 kVA Power factor: 0.8 transient voltage drop: -21.7 %

**Remarks:**

<b>Alternator :</b>	<b>DIG 150 o/8</b>		
Rated output [kVA]	4000	Rated power factor:	0.8
Rated frequency [Hz]	50	Rated speed [rpm]	750
			Rated voltage [kV]: 10

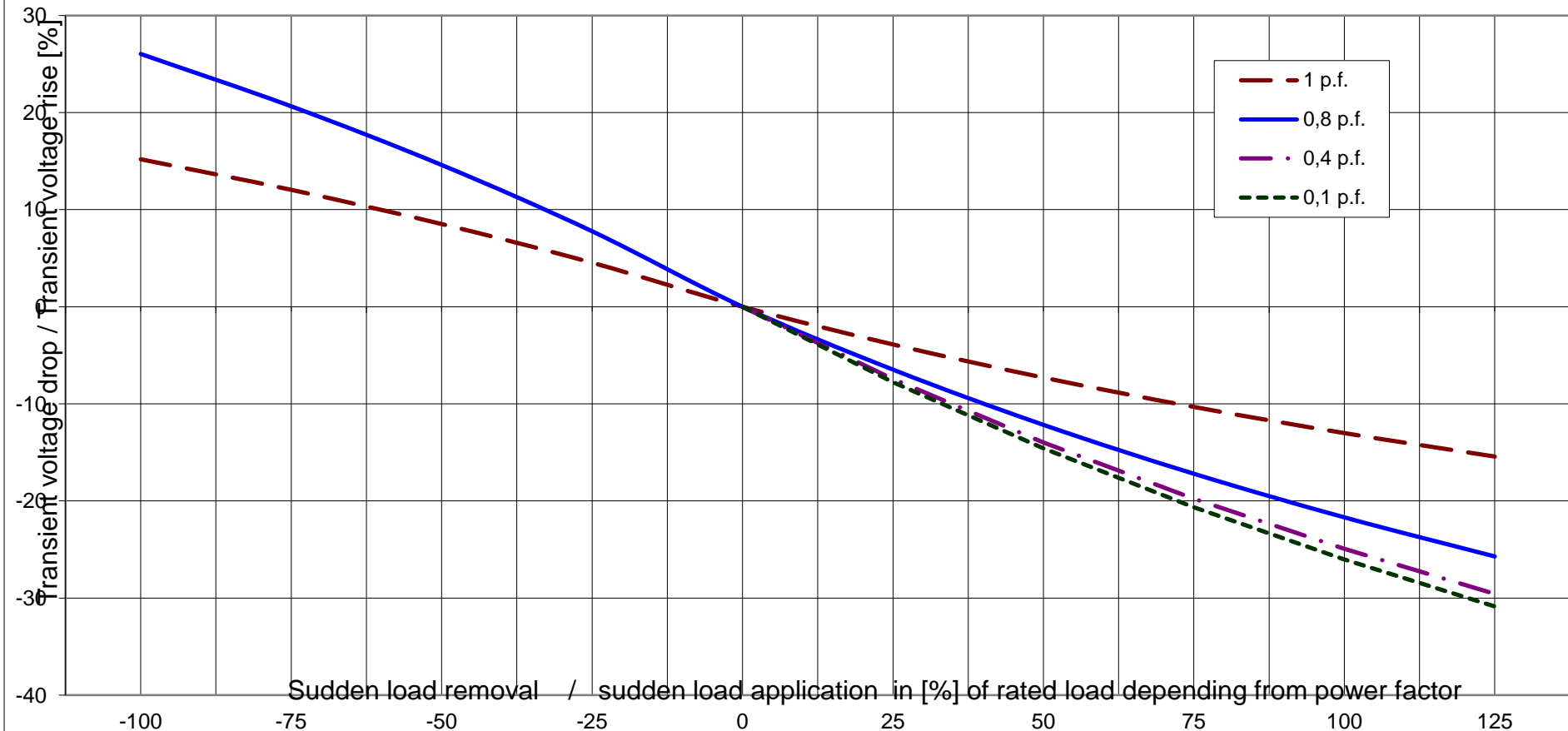
### Wirkungsgrad-Kennlinie - Efficiency Curve



**Alternator : DIG 150 o/8**

Rated output [kVA]	4000	Rated power factor:	0.8	Rated voltage [kV]:	10
Rated frequency [Hz]	50	Rated speed [rpm]	750		

**Transient Voltage rise or drop for sudden load removal or application**





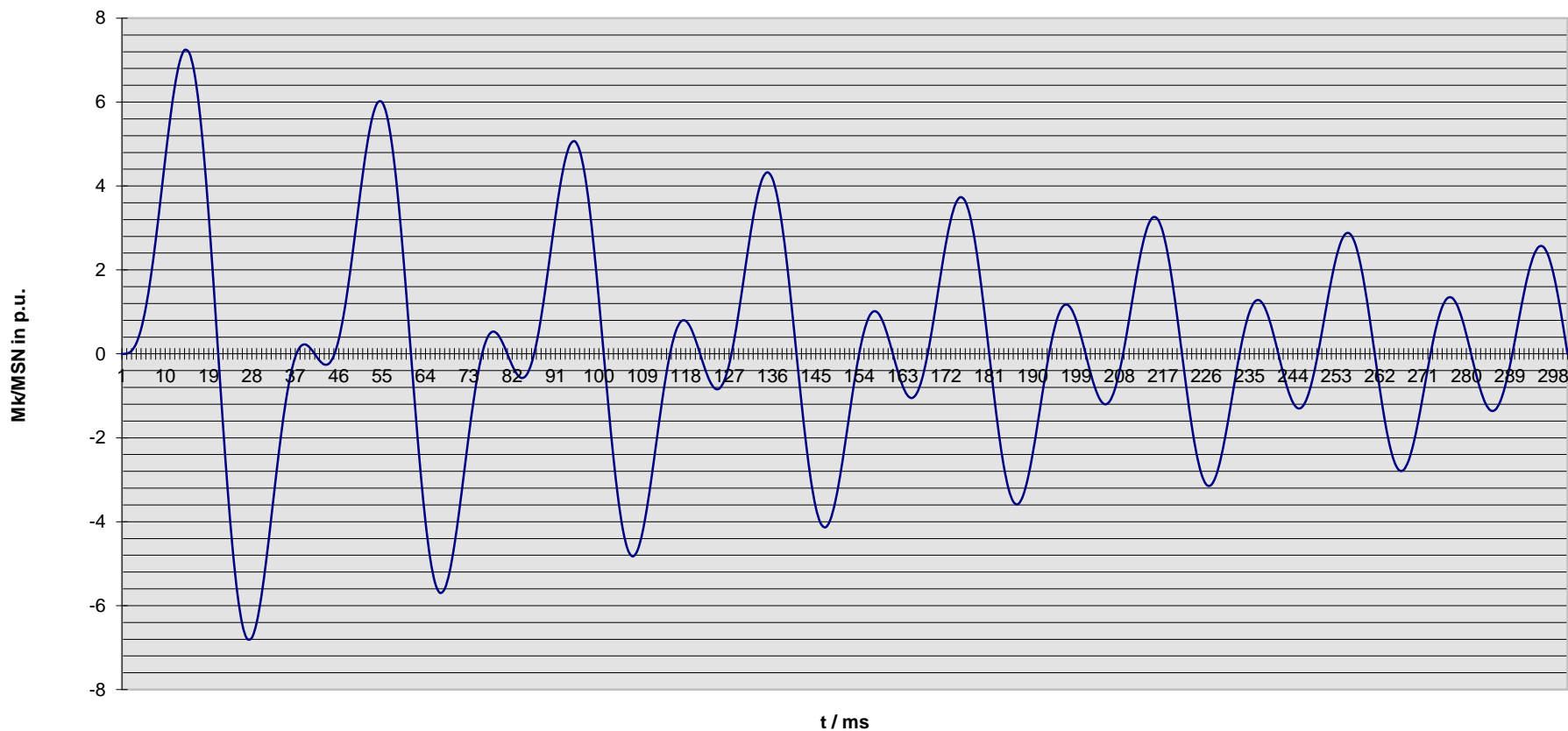
Technisches Datenblatt - Diagramme  
Technical data sheet - Diagrams

ING-FCD-0112

Alternator : **DIG 150 o/8**

Rated output [kVA]	4000	Rated power factor:	0.8	Rated voltage [kV]:	10
Rated frequency [Hz]	50	Rated speed [rpm]	750	MSN related to kVA:	50.93 KNm

Kurzschlußmomenten-Verlauf 2-poliger KS  
Short circuit torque at 2-phase SC



**Nenndaten / nominal data**

**DIG 150 o/8**

Leistung  $S_N$ : **4000 kVA**

$\cos \varphi$ : **0.80**

*Rating*

*p.f.*

Spannung  $U_N$ : **10.00 kV**

Strom  $I_N$ : **231 A**

*Voltage*

*Current*

Frequenz  $f$ : **50 Hz**

Drehzahl  $n$ : **750 min<sup>-1</sup>**

*Frequency*

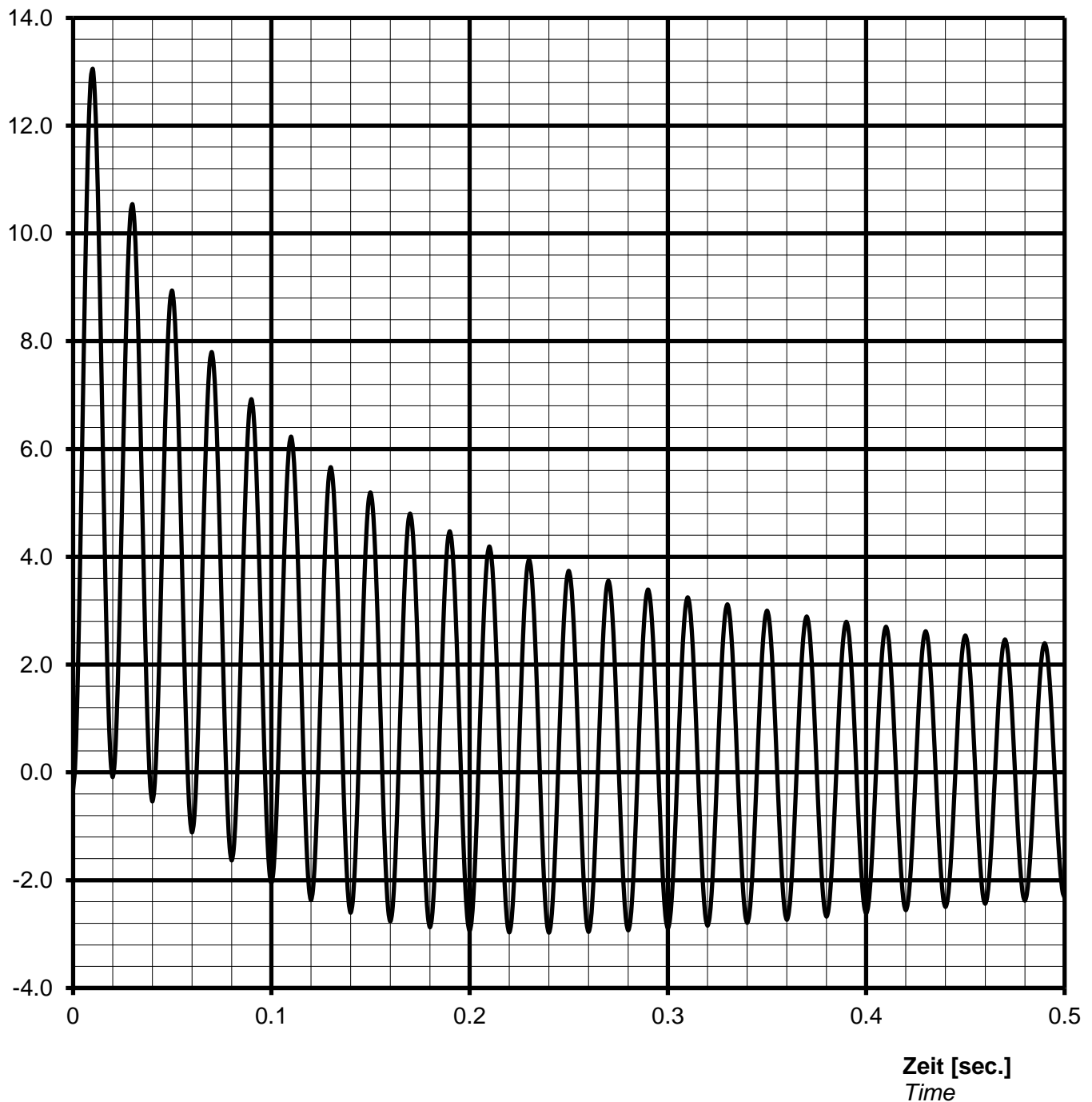
*Speed*

Schutzart **IP23**

*Protection*

**Kurzschlussstrom  $I_{k3\text{phasig}} / I_N$  [p.u.]**  
**Short-circuit current  $I_{k3\text{phase}} / I_N$  [p.u.]**

**Stosskurzschluss-Strom, 3-phasig, asymmetrisch /**  
*Sudden short circuit current, 3-phase, asymmetrical*



**Notizen / remarks:**

**Maximum asymmetric peak value  $I_{\text{speak}} = 3014 \text{ A}$  or  $13.05 \text{ p.u.}$**

#### Nennwerten / nominal data

DIG 150 o/8

Leistung  $S_N$ : **4000** kVA

$\cos \varphi$ : **0.80**

Rating

p.f.

Spannung  $U_N$ : **10.00** kV

Strom  $I_N$ : **231** A

Voltage

Current

Frequenz f: **50** Hz

Drehzahl n: **750** min<sup>-1</sup>

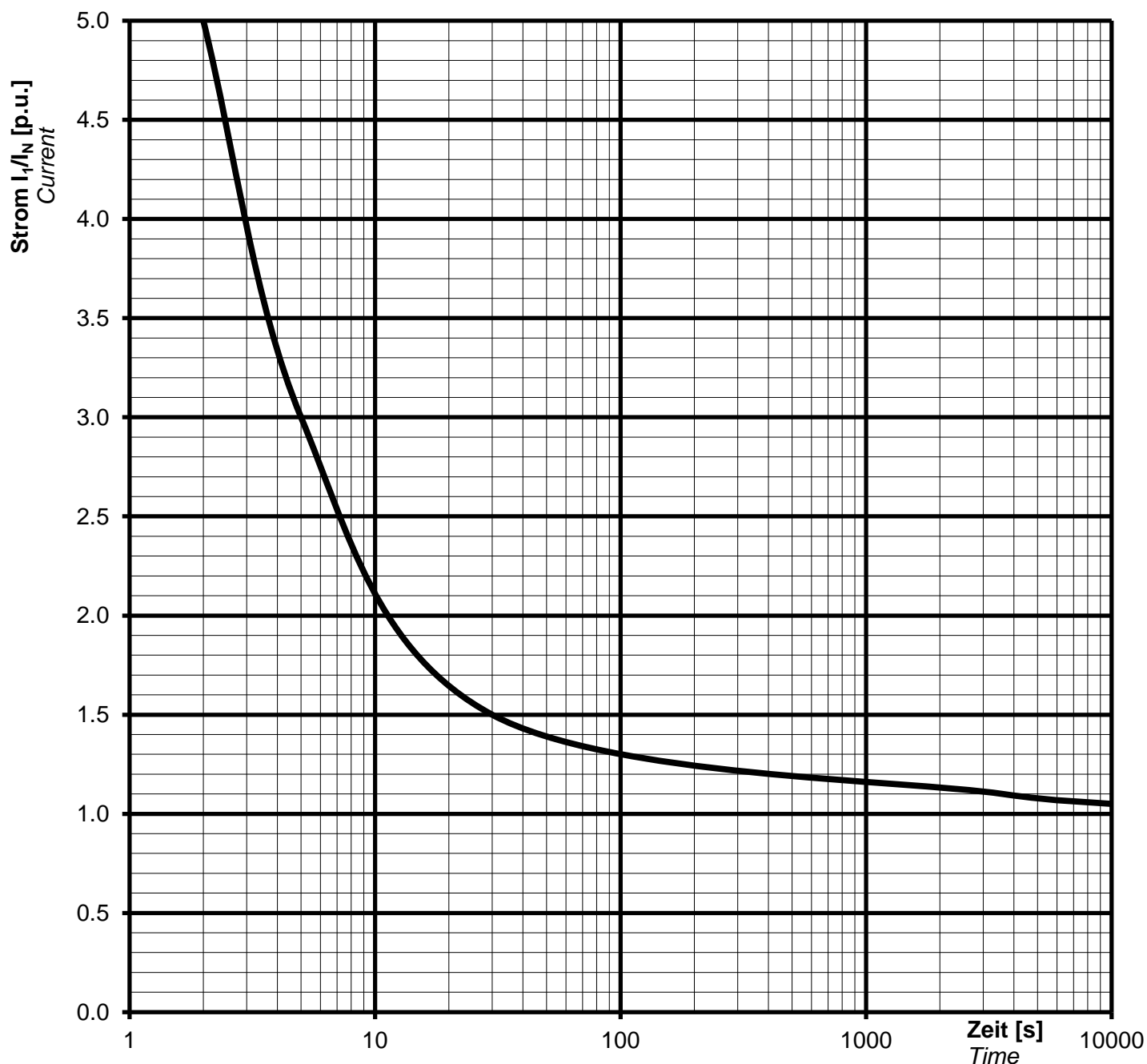
Frequency

Speed

Schutzart **IP23**

Protection

#### Überlast Kennlinie Overload capability



#### Notizen / remarks:

Strom / Zeit Kriterien:

$$(I / I_N)^2 \cdot t = 45s$$

Current/time characteristics:

1,5 \*  $I_N$  for 30 s

1,1 \*  $I_N$  for 1 h in 6h

**Nenndaten / nominal data**

**DIG 150 o/8**

Rating  $S_N$ : **4000 kVA**

*p.f.* **0.80**

*Bemessungsleistung*

Leistungsfaktor  $\cos \varphi$ :

Nominal voltage  $U_N$ : **10.00 kV**

Nominal current  $I_N$ : **231 A**

*Bemessungsspannung*

*Bemessungsstrom*

Frequency  $f_N$ : **50 Hz**

Speed  $n$ : **750 min<sup>-1</sup>**

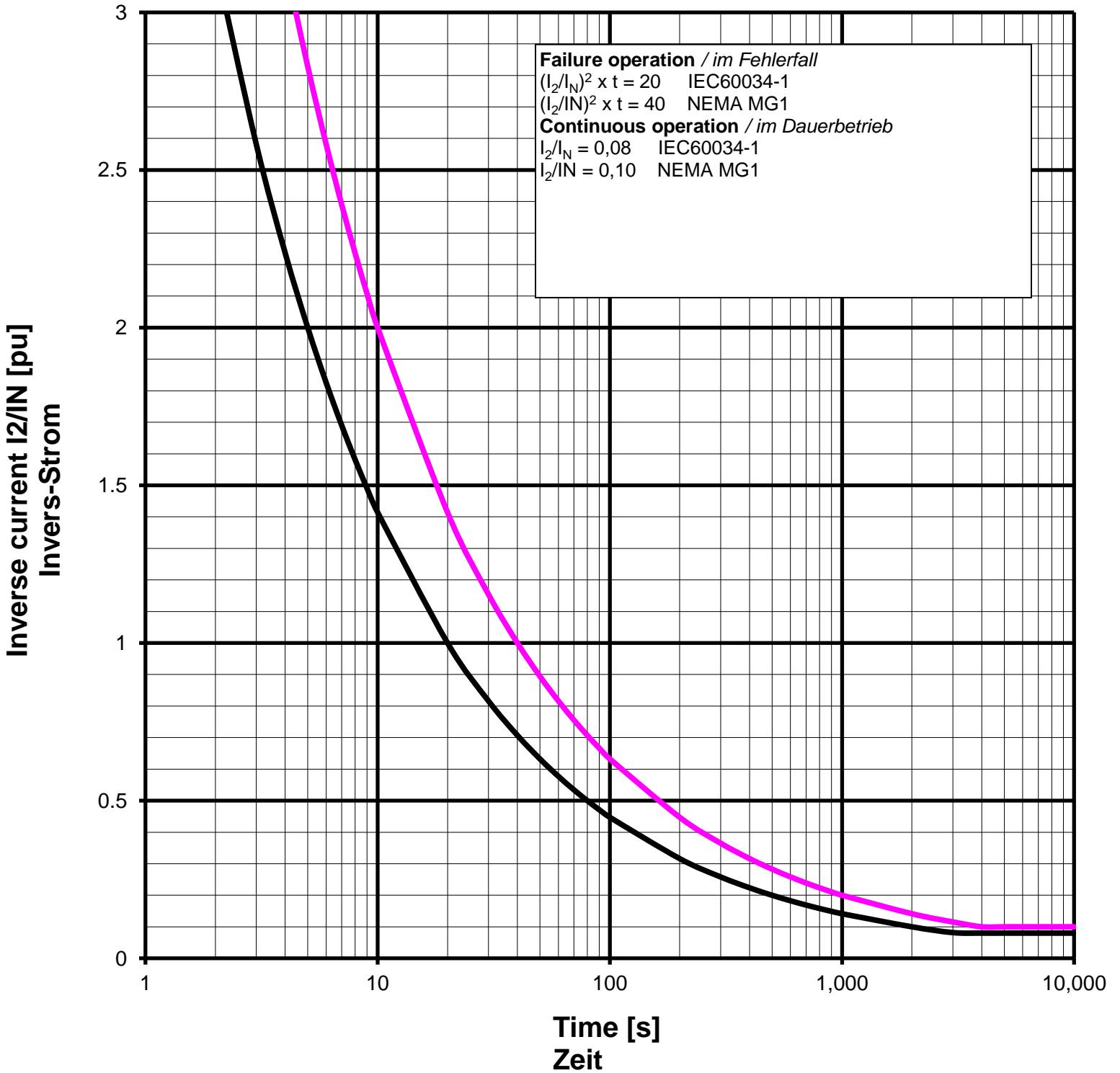
*Frequenz*

*Drehzahl*

Protection: **IP23**

*Schutzart*

**Inverse current or unbalanced negative sequence current**



Remarks / Notizen:



Technische Daten selbstregelnden Drehstrom-Synchrongenerator  
technical data for self regulating three phase alternator

ING-FCD-0112

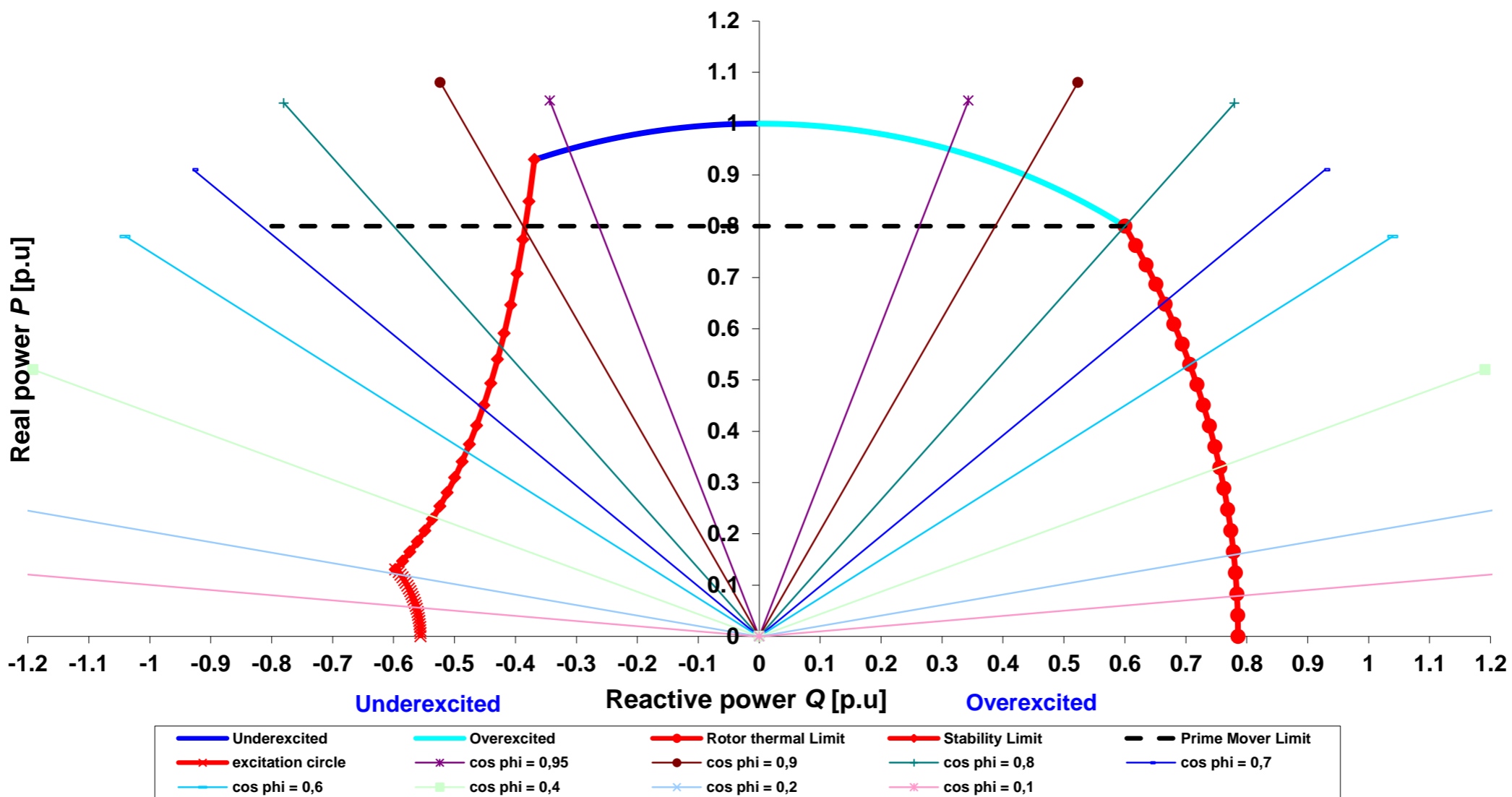
TYPE

DIG 150 o/8

Projekt:

Order Nr.:

### Capability (P-Q) Diagram



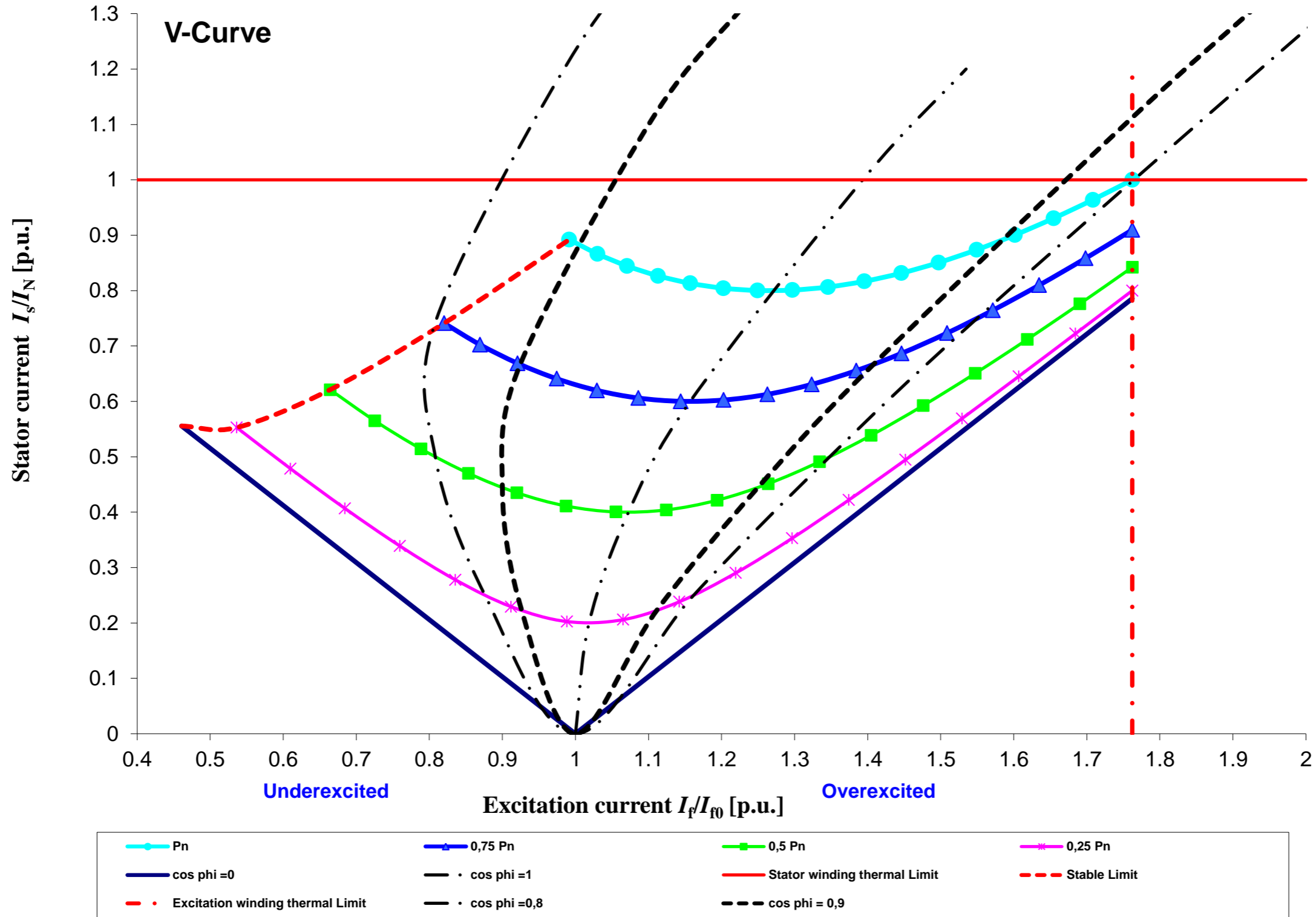
Cummins Generator Technologies

Datum / date:

21/01/2014



TYPE	DIG 150 o/8	Projekt:		Order Nr.:	
------	-------------	----------	--	------------	--



Cummins Generator Technologies	Datum / date:	
	21/01/2014	