


OUR DIFFERENCE? THE DETAIL.

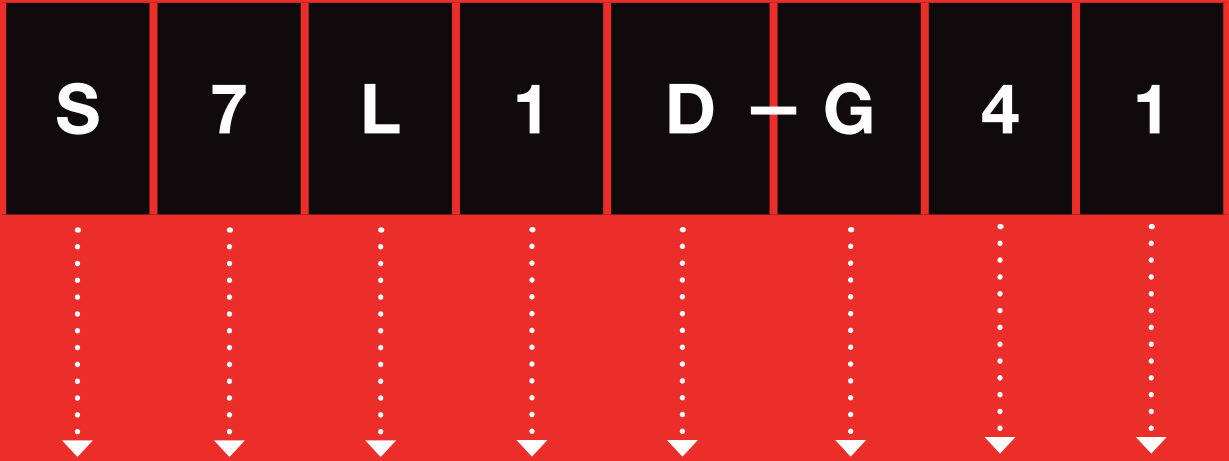
NOW WITH
3 YEARS
WARRANTY



STAMFORD® S7

Fitted with
CoreCooling™
technology


The S7 Nomenclature



Character	Brand	Family Series	Voltage	Revision	Descriptor	Core Length	Pole	Bearing
Examples	STAMFORD	1/2/3/4/5 etc	L = Low M = Medium H = High	1	D = Dedicated	C/D/E/F/G/ H/J	4/6	1/2

STAMFORD® S7

Low Voltage Dedicated



Product evolution through technological revolution.
Our new **CoreCooling™** technology results in improved thermal performance and increased power density... it's in the detail.

S7 Low Voltage Dedicated Ratings

50Hz

Class H 125/40						
Winding Number	312					
Volts	380		400		415	
Model	kW	kVA	kW	kVA	kW	kVA
S7L1D-C4	1204	1505	1240	1550	1240	1550
S7L1D-D4	1292	1615	1320	1650	1320	1650
S7L1D-E4	1360	1700	1400	1750	1400	1750
S7L1D-F4	1476	1845	1520	1900	1520	1900
S7L1D-G4	1616	2020	1664	2080	1664	2080
S7L1D-H4	1798	2135	1800	2250	1800	2250
S7L1D-J4	1940	2425	2000	2500	2000	2500
S7L1D-J6	1311	1639	1352	1690	1352	1690

Standby 150/40						
Winding Number	312					
Volts	380		400		415	
Model	kW	kVA	kW	kVA	kW	kVA
S7L1D-C4	1256	1570	1292	1615	1292	1615
S7L1D-D4	1340	1675	1376	1720	1376	1720
S7L1D-E4	1414	1768	1456	1820	1456	1820
S7L1D-F4	1536	1920	1584	1980	1584	1980
S7L1D-G4	1684	2105	1736	2170	1736	2170
S7L1D-H4	1780	2225	1872	2340	1872	2340
S7L1D-J4	2020	2525	2080	2600	2080	2600
S7L1D-J6	1366	1707	1406	1758	1406	1758

Standby 163/27						
Winding Number	312					
Volts	380		400		415	
Model	kW	kVA	kW	kVA	kW	kVA
S7L1D-C4	1292	1615	1328	1660	1328	1660
S7L1D-D4	1372	1715	1416	1770	1416	1770
S7L1D-E4	1455	1819	1498	1873	1498	1873
S7L1D-F4	1580	1975	1628	2035	1628	2035
S7L1D-G4	1732	2165	1800	2250	1800	2250
S7L1D-H4	1832	2290	1920	2400	1920	2400
S7L1D-J4	2080	2600	2144	2680	2144	2680
S7L1D-J6	1406	1758	1450	1812	1450	1812

60Hz

Class H 125/40						
Winding Number	312					
Volts	416		440		480	
Model	kW	kVA	kW	kVA	kW	kVA
S7L1D-C4	1365	1706	1455	1819	1515	1894
S7L1D-D4	1455	1819	1550	1937	1615	2019
S7L1D-E4	1470	1837	1555	1944	1695	2119
S7L1D-F4	1656	2070	1770	2212	1840	2300
S7L1D-G4	1880	2350	2000	2500	2080	2600
S7L1D-H4	1940	2425	2030	2537	2200	2750
S7L1D-J4	2080	2600	2200	2750	2400	3000
S7L1D-J6	1406	1758	1487	1859	1622	2028

Standby 150/40						
Winding Number	312					
Volts	416		440		480	
Model	kW	kVA	kW	kVA	kW	kVA
S7L1D-C4	1420	1775	1515	1894	1580	1975
S7L1D-D4	1520	1990	1615	2019	1680	2100
S7L1D-E4	1530	1912	1620	2025	1760	2200
S7L1D-F4	1725	2156	1840	2300	1920	2400
S7L1D-G4	1950	2437	2080	2600	2165	2706
S7L1D-H4	2015	2519	2110	2637	2290	2862
S7L1D-J4	2170	2712	2294	2868	2500	3125
S7L1D-J6	1466	1833	1551	1939	1690	1762

Standby 163/27						
Winding Number	312					
Volts	416		440		480	
Model	kW	kVA	kW	kVA	kW	kVA
S7L1D-C4	1456	1820	1556	1945	1620	2025
S7L1D-D4	1555	1944	1660	2075	1730	2162
S7L1D-E4	1575	1969	1665	2081	1810	2263
S7L1D-F4	1775	2219	1895	2369	1975	2469
S7L1D-G4	2005	2506	2140	2675	2230	2787
S7L1D-H4	2075	2594	2175	2719	2360	2950
S7L1D-J4	2230	2787	2350	2938	2560	3200
S7L1D-J6	1507	1884	1589	1986	1730	2163

Specification

MODEL	S7 LV - Dedicated
Ratings at 50Hz (kVA) Class H	1505-2500
Ratings at 60Hz (kVA) Class H	1706-3000
Specifications	
Voltage Range	380-690
Poles	4/6
Technology	Wire Wound
AVR	Analogue
Voltage Sensing	2 Phase
Bearing Arrangement	Single
SAE Adaptors	SAE 0
Terminals	6
Material Insulation Class	H
Excitation System	MX341/PMG
Ingress Protection	IP23
Connection with other machines	Paralleling capability
Optional Features	
Bearing Arrangement	Double
SAE Adaptors	SAE 00
Ingress Protection	IP44 Terminal Box
Voltage Sensing	3 Phase
Temperature Monitoring	Winding RTDs
Temperature Monitoring	Thermistors
Environmental Protection	Anti-Condensation Heater
Adaptor Feet	X
Flexible Feet	✓
Prime Movers	
Diesel Engine	✓
Gas Engine	✓

Accessories

Factory Build Options
Anti-Condensation Heater
Quadrature Droop Kit
Bearing RTD (Each Bearing)
Air Inlet Filter
Drip Proof Louvres
Remote Voltage Trimmer
Radio Frequency Interference (RFI) Suppressor Kit
Excitation Loss Module
Diode Failure Detector

Available With	MX322	MX341
Current Sensing Kit	✓	✓
Controlled Short Circuit	✓	X
Manual Voltage Regulator	✓	✓
Frequency Detection Module	✓	✓
Power Factor Controller - PFC3	✓	✓
Remote Control Interface	✓	✓
Excitation Circuit Breaker	✓	✓
Dual AVR	X	X

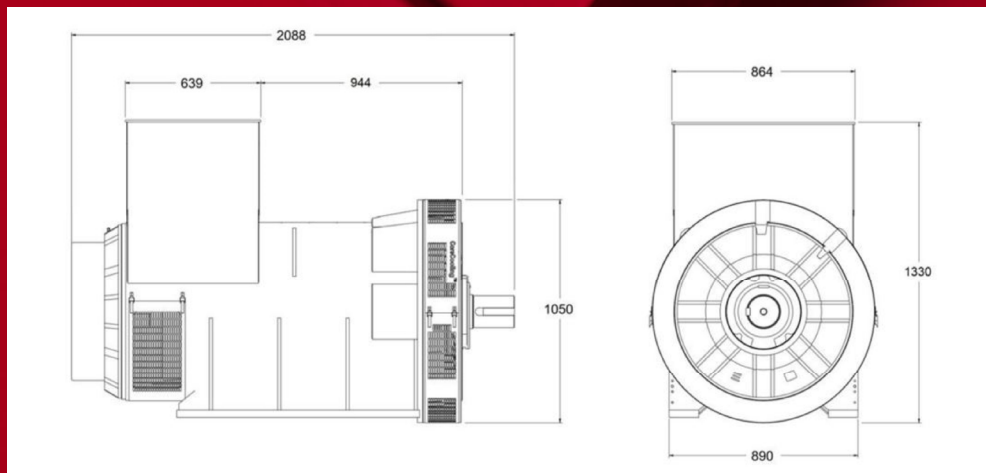
Voltage Regulator Options	PMG
UL MX341	✓
UL MX322	✓
DECS 150	✓
No AVR	✓

*Please contact our applications department for additional voltages that are available

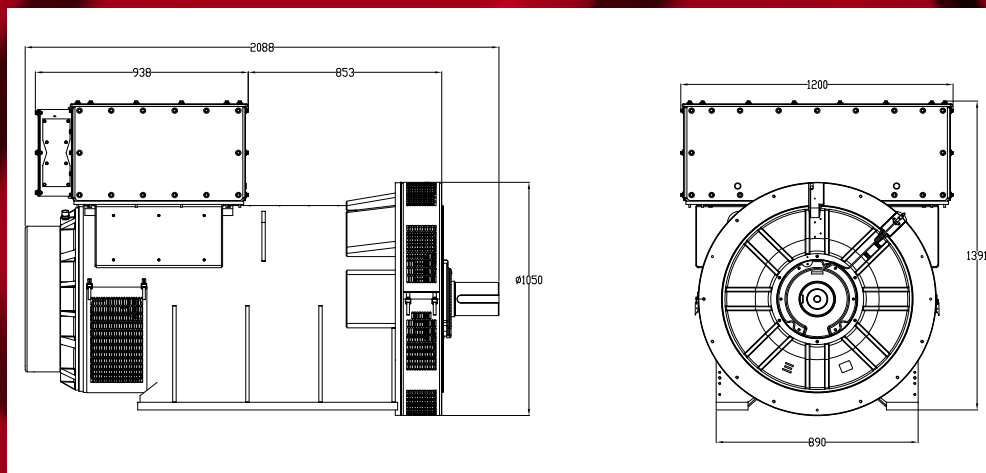
**Ratings are preliminary and are subject to change

**NOW WITH
3 YEARS
WARRANTY**

S7 Low Voltage Dedicated Dimensions



S7 High Voltage Dedicated Dimensions



*S7 LV - GA Drawings are indicative of S7-J core dimensions
**S7 HV - GA Drawings are indicative of S7-F core dimensions

STAMFORD® S7

High Voltage Dedicated



Enhanced thermal management

Greater serviceability access

Optimised power density

Increased ratings up to 1625 kVA (50Hz High Voltage)

High efficiency airflow

Product evolution through technological revolution.
Our new **CoreCooling™** technology results in improved thermal performance and increased power density... it's in the detail.

S7 High Voltage Dedicated Ratings

50Hz

Class H 125/40				
Winding Number	83			
Volts	10500		11000	
Model	kW	kVA	kW	kVA
S7H1D-C4	864	1080	864	1080
S7H1D-D4	976	1220	976	1220
S7H1D-E4	1080	1350	1080	1350
S7H1D-F4	1300	1625	1300	1625

Standby 150/40				
Winding Number	83			
Volts	10500		11000	
Model	kW	kVA	kW	kVA
S7H1D-C4	924	1155	924	1155
S7H1D-D4	1040	1300	1040	1300
S7H1D-E4	1152	1440	1152	1440
S7H1D-F4	1388	1735	1388	1735

Standby 163/27				
Winding Number	83			
Volts	10500		11000	
Model	kW	kVA	kW	kVA
S7H1D-C4	948	1185	948	1185
S7H1D-D4	1072	1340	1072	1340
S7H1D-E4	1188	1485	1188	1485
S7H1D-F4	1428	1785	1428	1785

50Hz

Class F 105/40				
Winding Number	83			
Volts	10500		11000	
Model	kW	kVA	kW	kVA
S7H1D-C4	800	1000	800	1000
S7H1D-D4	900	1125	900	1125
S7H1D-E4	1000	1250	1000	1250
S7H1D-F4	1200	1500	1200	1500

Specification

MODEL	S7 HV - Dedicated
Ratings at 50Hz (kVA) Class F	1000-1500
Ratings at 50Hz (kVA) Class H	1080-1625
Specifications	
Voltage Range	10500-11000
Poles	4
Technology	Form Wound
AVR	Digital
Voltage Sensing	3 Phase
Bearing Arrangement	Double
SAE Adaptors	None
Terminals	4
Temperature Monitoring	Winding RTDs 2 phase
Material Insulation Class	H
Excitation System	DECS100/PMG
Ingress Protection	IP23
Connection with other machines	Paralleling capability
Optional Features	
Bearing Arrangement	Single
Temperature Monitoring	Bearing RTD
SAE Adaptors	SAE0, SAE 00
Terminals	6 terminals, open starpoint
Environmental Protection	Anti-Condensation Heater
Prime Movers	
Diesel Engine	✓
Gas Engine	✓

Accessories

Factory Build Options

Anti-Condensation Heater
Bearing RTD (Each Bearing)

Available With

	DECS 100
Current Sensing Kit	✓
Controlled Short Circuit	X
Manual Voltage Regulator	✓
Frequency Detection Module	✓
Power Factor Controller	✓
Remote Control Interface	X
Excitation Circuit Breaker	X
Dual AVR	X

Voltage Regulator Options

	PMG
No AVR	✓


NOW WITH
3 YEARS
WARRANTY

*Please contact our applications department for additional voltages that are available

**Ratings are preliminary and are subject to change



PRODUCT HERITAGE



1973

World's
First alternator
to utilise a PMG
for AVR excitation




1950

World's
First regulating
alternator
produced



1966
C Range



1966


World's First
volume produced
brushless
alternator




1973
AC Range


1958

World's First
rotating field
alternator
produced





1988
UC Range



2004
P7 Range



2007
P0/P1
Range



2016
S Range




2019
S7 Range



2016
S0/S1
Range



2017
S6 Range



2019
S9 Range



1985
HC Range



1992
BC Range

NEWAGE® | STAMFORD® | AvK®

Powering the world with confidence since 1904

For more information visit us at
stamford-avk.com



Follow us @stamfordavk



/company/stamfordavk



STAMFORDAvK



youtube.com/stamfordavk

Copyright 2020, Cummins Generator Technologies Ltd. All rights reserved.
STAMFORD is a registered trademark of Cummins Generator Technologies Ltd.

Part No. PB_S7_EN/HP_Rev.4



**Generator
Technologies**

There for you™