

## N10G4 - Technical Data Sheet



NEWAGE® range is the three-phase, four-pole synchronous AC generators of brushless design, providing optimized and reliable power for standby and other applications.

### Standards

NEWAGE® industrial alternators meet the requirements of IEC 60034-1 and ISO 8528-3.

### Quality Assurance

NEWAGE® alternators are designed, built, and tested to the quality assurance level of ISO9001.

### Excitation System

The excitation system is self-excited as standard with power being provided by the main stator via the digital Automatic Voltage Regulator (AVR) to the exciter stator.

The exciter rotor output is fed to the main rotor through a three-phase full wave bridge rectifier.

The digital Automatic Voltage Regulator is three-phase voltage sensed and will control the alternator output voltage to within  $\pm 0.5\%$ .

### Terminal Box

NEWAGE® alternators feature a main stator with six ends brought out to the terminal box, which is located at the non-drive end of the alternator. The terminal box contains the AVR and provides easily accessible wiring connection points.

### Shaft and Rotor

All NEWAGE® alternators are single bearing with applicable SAE engine interface housing and drive disc. The rotor poles are provided with damper cage as standard.

### Insulation/ Impregnation

All NEWAGE® generators utilize a Class H insulation system.

Every wound component is impregnated with materials and processes designed specifically to provide protection against the challenging environments often encountered in generator operation.



N10G4 Wdg. 212-20

## N10G4 - Technical Data Sheet

Technical Specifications	
Number of Phases	3
Number of Poles	4
Insulation System	Class H
Stator Winding	Single Layer; Fully-Pitched
Number of Leads	6
Nominal Ambient Temperature	-15 to 40 °C
IP Rating	IP23
Voltage Regulation	± 0.5%
Total Harmonic Distortion (THD), L-L	No Load < 3%; Non-Distorting Balanced Linear Load < 5%
Excitation System	Brushless, Self-Excited
Regulator Type	DM710
Nominal Speed	1500RPM at 50Hz, 1800RPM at 60Hz
Overspeed	2250RPM
Cooling Air Flow	5.5m³/min at 1500RPM – 6.6m³/min at 1800RPM
Bearing	Single Bearing, Type 6207 2RSC3
Weight	60kg
Overload	110% of rated power for 1 hour in a 6-hour cycle
Electromagnetic Compatibility	EN61000-6-2, EN61000-6-4
Sustained Short-Circuit	3x rated current for 10 seconds

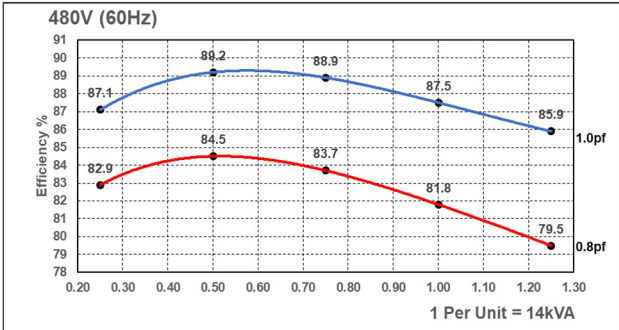
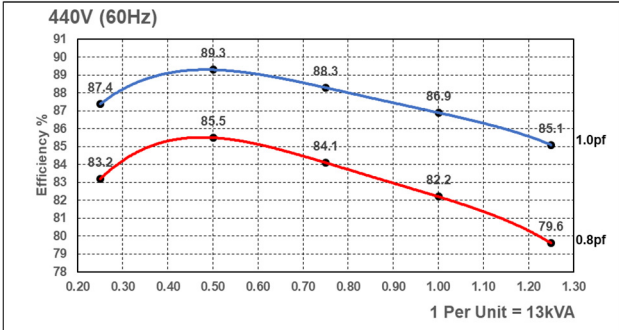
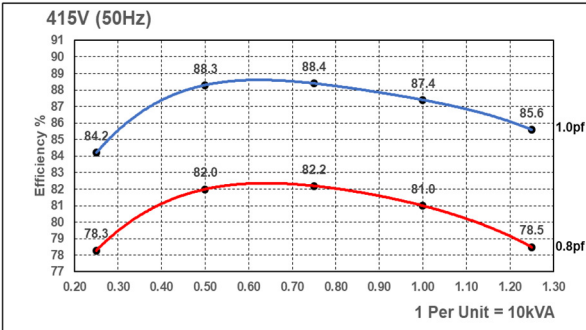
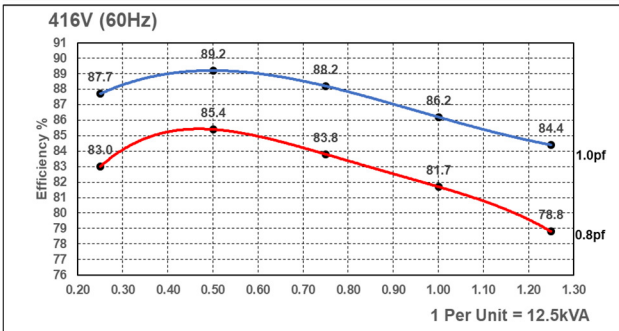
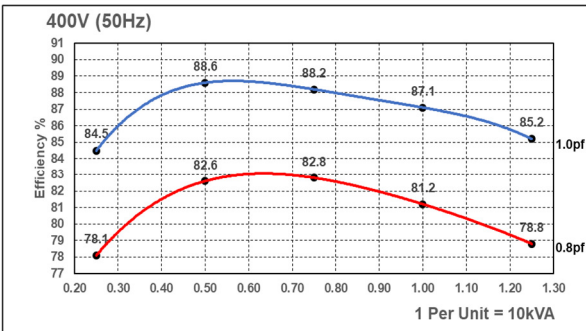
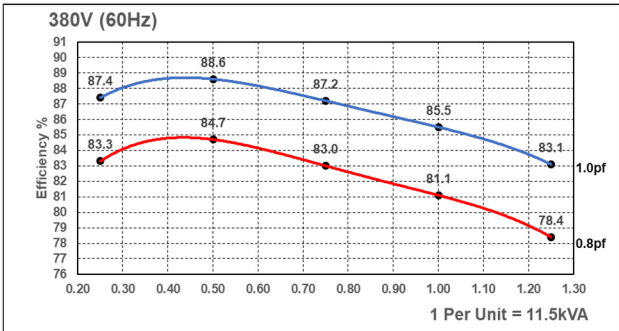
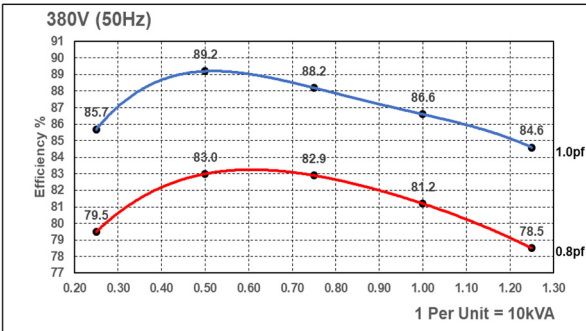
### Electrical Ratings (0.8 – 1.0 PF)

Class – Temp Rise		Cont. H - 125/40 °C			Standby - 150/40 °C			Standby - 163/27 °C		
<b>50</b> Hz	Voltage	380	400	415	380	400	415	380	400	415
	kVA	10	10	10	10.5	10.5	10.5	11	11	11
	kW	8	8	8	8.4	8.4	8.4	8.8	8.8	8.8

Class – Temp Rise		Cont. H - 125/40 °C				Standby - 150/40 °C				Standby - 163/27 °C			
<b>60</b> Hz	Voltage	380	416	440	480	380	416	440	480	380	416	440	480
	kVA	11.5	12.5	13.0	14.0	12.1	13.1	13.7	14.7	12.7	13.8	14.3	15.4
	kW	9.2	10.0	10.4	11.2	9.7	10.5	10.9	11.8	10.1	11.0	11.4	12.3

## N10G4 - Technical Data Sheet

### Three Phase Efficiency Curves

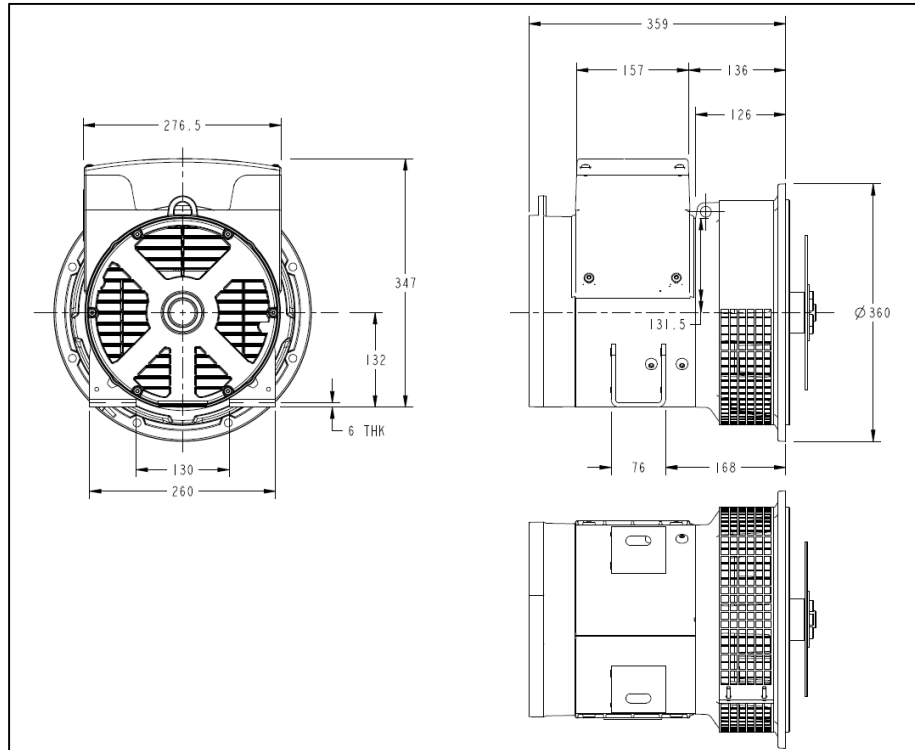


# NEWAGE®

N10G4 Wdg. 212-20

## N10G4 - Technical Data Sheet

### Overall Dimensions – SAE 5/ 6.5



### Output Power De-rates

The output power ratings are subjected to the following ambient temperature de-rates:

- 3% for every 5°C by which the operational ambient temperature exceeds 40°C, up to max. 60°C

The output power ratings are subjected to the following altitude de-rates:

- 3% for every 500 meters by which the operating altitude exceeds 1000 meters above sea level, up to maximum 4000 meters above sea level



©Copyright 2020, Cummins Generator Technologies Ltd. All Rights Reserved  
Cummins and the Cummins logo are registered marks of Cummins Inc.

NEWAGE® STAMFORD® and AvK® are registered trademarks of Cummins  
Generator Technologies Ltd

[www.stamford-avk.com](http://www.stamford-avk.com)

**NEWAGE® | STAMFORD® | AvK®**  
Powering the world with confidence since 1904

ES10456925-N10G4-D-W212-20