



STAMFORD® INDUSTRIAL RATINGS



Alternator Ratings Book
Edition 7

STAMFORD | AvK™

POWERING TOMORROW, TOGETHER



Introduction



Rating Definitions

All ratings are based on Rise by Resistance measurement method. Ratings based on Embedded Temperature Device (ETD) measurement may be provided under application.

Thermal Insulation Class

Insulation class governs the maximum permissible temperature an alternator can operate without damaging the insulation system. We use Class H & Class F.

Insulation Class	Maximum Permissible Temperature
Class F	155 °C
Class H	180 °C

Temperature Rise

Temperature rise is the increase in temperature above ambient temperature 40 °C.

Temperature Rise	Temperature °C
Class B	80 °C
Class F	105 °C
Class H	125 °C

Standby application allows windings to run hotter than the Class H temperature rise limit, therefore for an ambient of 40 °C temperature rise 150 °C
 27 °C temperature rise 163 °C

Generator Set Ratings

The tables below summarises the definitions according to ISO8528-1 for the generator set and a combination of ISO8528-3 and IEC60034-1 for the alternator.

Genset Rating (ISO8528-1)	Emergency Standby Power (ESP)	Limited Time Prime (LTP)	Prime Rated Power (PRP)	Continuous Operating Power (COP)
Load type	Variable	Constant	Variable	Constant
Annual operating hours	200	500	Unlimited	Unlimited
Average load	70%	100%	70%	100%
Overload	No	No	10% (1 hour in every 12 Hrs)	No
Alternator Rating (NEMA MG1-32)	Standby	Standby	Continuous	Continuous
Duty Cycle (IEC 60034-1)	S10	S10	S1	S1
Alternator Ratings	Standby 150/40 Standby 163/27	Standby 150/40 Standby 163/27	Class H 125/40 Class F 105/40 Class B 80/40	Class H 125/40 Class F 105/40 Class B 80/40



Introduction



Derates

Ambient Temperature

If the ambient (alternator air inlet temperature) exceeds 40 °C then the alternator output rating must be reduced using the following tables.

STAMFORD S0 to S7

Temperature °C	Multiplying Factor
45	0.97
50	0.94
55	0.91
60	0.88

STAMFORD P80 & S9

Utilisation	Class H	Class F	Class B
Temperature °C	Multiplying Factor	Multiplying Factor	Multiplying Factor
45	0.970	0.965	0.955
50	0.940	0.930	0.910
55	0.910	0.895	0.865
60	0.880	0.860	0.820

For ambient temperatures above 60 °C please consult applications engineering.

Altitude (Low Voltage ≤ 690V)

All ratings are based on altitude up to 1000 metres above sea level. If the altitude exceeds 1000m then the alternator output ratings must be derated using the following table.

Altitude above sea level in metres	Multiplying Factor
1500	0.97
2000	0.94
2500	0.91
3000	0.88
3500	0.85
4000	0.82

Please consult applications engineering department for

1. High Voltages (>690V)
2. Altitudes above 4000m



Introduction



Winding Configurations and Winding Numbers

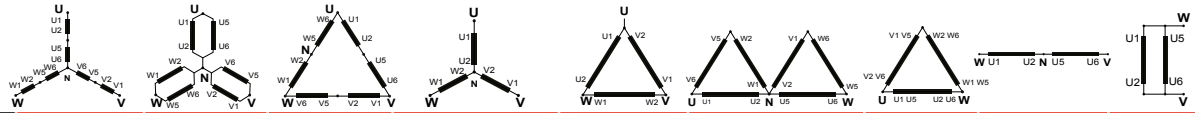
NOTICE

Additional parts may be required to achieve reconnections

CAUTION

Misconnections can result in permanent machine damage. Refer to machine wiring diagram for specific details

Windings for STAMFORD alternators may be selected to give voltages at different connections as this table.



	WINDING NUMBER (3-PHASE)	EXIT LEADS	SERIES STAR (3-PHASE)	PARALLEL STAR (3-PHASE)	SERIES DELTA (3-PHASE)	STAR (3-PHASE)	DELTA (3-PHASE)	DOUBLE DELTA (1-PHASE)	PARALLEL DELTA (1-PHASE)	SERIES (1-PHASE)	PARALLEL (1-PHASE)
50Hz	5	4								220-240	110-120
	25	12	660-690	330-345	380-400						
	26	6				660-690	380-400				
	311	12	380-440	190-220	220-254			220-240	110-120		
	312	6				380-440	220-254				
	51/851	6				3300					
	61/961	6				6300-6600					
	71	6				6000					
	63/963	6				5500					
	81	6				10000					
83/983	6				10500 - 11000						
60Hz	6	4								220-240	110-120
	7	6				600	346				
	13	6				380-416	220-240				
	14	12	380-416	190-208	220-240						
	17	12	600	300	346						
	27	12	660-690	330-345	380-400						
	28	6				660-690	380-400				
	311	12	416-480	208-240	240-277			220-240	110-120		
	312	6				416-480	240-277				
	51/851	6				4160					
	63/963	6				6300-6900					
	71	6				7200					
	81	6				11400					
	87	6				12470					
91/991	6				12470 - 13800						



Introduction



Useful Formulas

TO OBTAIN	Single Phase AC power	Three Phase AC power
kilowatts electrical (kW)	$\frac{\text{Volts} \times \text{Amps} \times PF}{1000}$	$\frac{\text{Volts} \times \text{Amps} \times PF \times \sqrt{3}}{1000}$
kilowatts electrical (kW)	$kVA \times PF$	$kVA \times PF$
kilowatts mechanical (kWm)	$\frac{kVA \times PF}{\text{Alternator Efficiency}}$	$\frac{kVA \times PF}{\text{Alternator Efficiency}}$
kVA	$\frac{\text{Volts} \times \text{Amps}}{1000}$	$\frac{\text{Volts} \times \text{Amps} \times \sqrt{3}}{1000}$
Amps	$\frac{kVA \times 1000}{\text{Volts}}$	$\frac{kVA \times 1000}{\text{Volts} \times \sqrt{3}}$
Speed (rpm)	$\frac{120 \times \text{Frequency}}{\# \text{ Poles}}$	$\frac{120 \times \text{Frequency}}{\# \text{ Poles}}$
% Voltage regulation (for Steady- Loads, from No-Load to Full-Load)	$\frac{V_{NL} - V_{FL}}{V_{FL}} \times 100$	$\frac{V_{NL} - V_{FL}}{V_{FL}} \times 100$
Horsepower required to drive alternator	$\frac{kW}{0.746 \times \text{Alternator Efficiency}}$	$\frac{kW}{0.746 \times \text{Alternator Efficiency}}$
First cycle RMS short circuit current ($\pm 10\%$)	$\frac{\text{Rated Amperes}}{puX''d}$	$\frac{\text{Rated Amperes}}{puX''d}$

- “PF” refers to power factor, which is expressed as a decimal fraction. For example, 80% power factor = 0.8 for the purposes of calculations.
- # Poles refers to number of Poles
- “Volts” refers to line-to-line voltage.
- “Amps” refers to line current in amperes.
- “pu” refers to per unit



Table of Contents



2 POLE Single Phase

Page

50Hz 3000rpm

220V-240V Dedicated 0.8 pf	Page 9
220V-240V Dedicated 1.0 pf	Page 9
220V-240V Reconnectable 0.8 pf	Page 10
220V-240V Reconnectable 1.0 pf	Page 10

60Hz 3600rpm

220V-240V Dedicated 0.8 pf	Page 11
220V-240V Dedicated 1.0 pf	Page 11
220V Reconnectable 0.8 pf	Page 12
220V Reconnectable 1.0 pf	Page 12
230V Reconnectable 0.8 pf	Page 13
230V Reconnectable 1.0 pf	Page 13
240V Reconnectable 0.8 pf	Page 14
240V Reconnectable 1.0 pf	Page 14



2 POLE Three Phase

Pages

50Hz 3000rpm

380V-415V	Page 15
440V	Page 15

60Hz 3600rpm

380V	Page 16
416V	Page 16
440V- 480V	Page 17



4 POLE Single Phase

Pages

50Hz 1500rpm

220V Dedicated 0.8 pf	Page 18
220V Dedicated 1.0 pf	Page 19
230V Dedicated 0.8 pf	Page 20
230V Dedicated 1.0 pf	Page 21
240V Dedicated 0.8 pf	Page 22
240V Dedicated 1.0 pf	Page 23
220V Reconnectable 0.8 pf	Page 24-25
230V Reconnectable 0.8 pf	Page 26-27
240V Reconnectable 0.8 pf	Page 28-29



Table of Contents



4 POLE Single Phase (Continued)

Pages

60Hz 1800rpm

220V Dedicated 0.8 pf	Page 30
220V Dedicated 1.0 pf	Page 31
230V Dedicated 0.8 pf	Page 32
230V Dedicated 1.0 pf	Page 33
240V Dedicated 0.8 pf	Page 34
240V Dedicated 1.0 pf	Page 35
220V Reconnectable 0.8 pf	Page 36-37
220V Reconnectable 1.0 pf	Page 38-39
230V Reconnectable 0.8 pf	Page 40-41
230V Reconnectable 1.0 pf	Page 42-43
240V Reconnectable 0.8 pf	Page 44-45
240V Reconnectable 1.0 pf	Page 46-47



4 POLE Three Phase

Pages

50Hz 1500rpm

380V	Page 48-50
400V	Page 51-53
415V	Page 54-56
440V	Page 57-59
660V-690V	Page 60-61

60Hz 1800rpm

380V	Page 62-67
416V	Page 68-73
440V	Page 74-76
460V	Page 77-79
480V	Page 80-82
600V	Page 83-85
660V-690V	Page 86



6 POLE Three Phase

50Hz 1000rpm

380V-440V	Page 87
-----------	---------

60Hz 1200rpm

380V	Page 87
416V	Page 88
440V	Page 88
480V	Page 89
600V	Page 89



Table of Contents

Medium Voltage

Pages

50Hz 1500rpm

3300V

Page 90

60Hz 1800rpm

4160V

Page 91

High Voltage

50Hz 1500rpm

5500V

Page 92

6000V

Page 93

6300V

Page 94

6600V-6900V

Page 95

10000V

Page 96

10500V

Page 97

10500V-11000V

Page 97-98

11000V

Page 98

60Hz 1800rpm

6300V

Page 99

6600V

Page 100

6900V

Page 101

7200V

Page 102

11000V

Page 102

11400V

Page 103

12470V

Page 104

13200V

Page 105

13800V

Page 106



2 POLE Single Phase



Dedicated **Series** 220V - 240V **50Hz/3000rpm**
Parallel 110V - 120V **0.8 Power Factor**

Winding 05	TEMPERATURE RISE									
	Standby 163/27		Standby 150/40		Continuous 125/40 (H)		Continuous 105/40 (F)		Continuous 80/40 (B)	
Model	kVA	kW	kVA	kW	kVA	kW	kVA	kW	kVA	kW
PI042D	10.0	8.0	9.1	7.2	8.4	6.7	7.5	6.0	6.7	5.3
PI042E	12.0	9.6	10.9	8.7	10.1	8.0	9.0	7.2	8.1	6.4
PI042F	13.9	11.1	12.6	10.0	11.7	9.3	10.6	8.4	9.4	7.5
PI042G	15.9	12.7	14.5	11.6	13.4	10.7	12.0	9.6	10.7	8.5
PI142D	20.0	16.0	18.1	14.4	16.8	13.4	15.0	12.0	13.4	10.7
PI142E	21.9	17.5	19.9	15.9	18.4	14.7	16.6	13.2	14.7	11.7
PI142F	25.4	20.3	23.1	18.4	21.4	17.1	19.3	15.4	17.1	13.6
PI142G	29.8	23.8	27.1	21.6	25.1	20.0	22.5	18.0	20.1	16.0
PI142H	31.8	25.4	28.9	23.1	26.8	21.4	24.0	19.2	21.4	17.1
PI142J	35.9	28.7	32.6	26.0	30.2	24.1	27.2	21.7	24.2	19.3

Dedicated **Series** 220V - 240V **50Hz/3000rpm**
Parallel 110V - 120V **1.0 Power Factor**

Winding 05	TEMPERATURE RISE									
	Standby 163/27		Standby 150/40		Continuous 125/40 (H)		Continuous 105/40 (F)		Continuous 80/40 (B)	
Model	kVA	kW	kVA	kW	kVA	kW	kVA	kW	kVA	kW
PI042D	10.0	10.0	9.1	9.1	8.4	8.4	7.5	7.5	6.7	6.7
PI042E	12.0	12.0	10.9	10.9	10.1	10.1	9.0	9.0	8.1	8.1
PI042F	13.9	13.9	12.6	12.6	11.7	11.7	10.6	10.6	9.4	9.4
PI042G	15.9	15.9	14.5	14.5	13.4	13.4	12.0	12.0	10.7	10.7
PI142D	20.0	20.0	18.1	18.1	16.8	16.8	15.0	15.0	13.4	13.4
PI142E	21.9	21.9	19.9	19.9	18.4	18.4	16.6	16.6	14.7	14.7
PI142F	25.4	25.4	23.1	23.1	21.4	21.4	19.3	19.3	17.1	17.1
PI142G	29.8	29.8	27.1	27.1	25.1	25.1	22.5	22.5	20.1	20.1
PI142H	31.8	31.8	28.9	28.9	26.8	26.8	24.0	24.0	21.4	21.4
PI142J	35.9	35.9	32.6	32.6	30.2	30.2	27.2	27.2	24.2	24.2

2 POLE Single Phase



Reconnectable Double Delta 220V - 240V 50Hz/3000rpm 0.8 Power Factor

Winding 311	TEMPERATURE RISE									
	Standby 163/27		Standby 150/40		Continuous 125/40 (H)		Continuous 105/40 (F)		Continuous 80/40 (B)	
Model	kVA	kW	kVA	kW	kVA	kW	kVA	kW	kVA	kW
PI042D	8.3	6.6	8.1	6.4	7.5	6.0	7.0	5.6	6.0	4.8
PI042E	9.9	7.9	9.7	7.7	9.0	7.2	8.3	6.6	7.2	5.7
PI042F	11.6	9.2	11.3	9.0	10.5	8.4	9.6	7.6	8.4	6.7
PI042G	13.2	10.5	13.0	10.4	12.0	9.6	10.8	8.6	9.6	7.6
PI142D	16.5	13.2	16.2	12.9	15.0	12.0	13.8	11.0	12.0	9.6
PI142E	18.2	14.5	17.8	14.2	16.5	13.2	15.0	12.0	13.2	10.5
PI142F	21.1	16.8	20.7	16.5	19.2	15.3	17.6	14.0	15.4	12.3
PI142G	24.8	19.8	24.3	19.4	22.5	18.0	20.7	16.5	18.0	14.4
PI142H	26.4	21.1	25.9	20.7	24.0	19.2	21.6	17.2	19.2	15.3
PI142J	29.7	23.7	29.2	23.3	27.0	21.6	24.3	19.4	21.6	17.2

Reconnectable Double Delta 220V - 240V 50Hz/3000rpm 1.0 Power Factor

Winding 311	TEMPERATURE RISE									
	Standby 163/27		Standby 150/40		Continuous 125/40 (H)		Continuous 105/40 (F)		Continuous 80/40 (B)	
Model	kVA	kW	kVA	kW	kVA	kW	kVA	kW	kVA	kW
PI042D	8.3	8.3	8.1	8.1	7.5	7.5	7.0	7.0	6.0	6.0
PI042E	9.9	9.9	9.7	9.7	9.0	9.0	8.3	8.3	7.2	7.2
PI042F	11.6	11.6	11.3	11.3	10.5	10.5	9.6	9.6	8.4	8.4
PI042G	13.2	13.2	13.0	13.0	12.0	12.0	10.8	10.8	9.6	9.6
PI142D	16.5	16.5	16.2	16.2	15.0	15.0	13.8	13.8	12.0	12.0
PI142E	18.2	18.2	17.8	17.8	16.5	16.5	15.0	15.0	13.2	13.2
PI142F	21.1	21.1	20.7	20.7	19.2	19.2	17.6	17.6	15.4	15.4
PI142G	24.8	24.8	24.3	24.3	22.5	22.5	20.7	20.7	18.0	18.0
PI142H	26.4	26.4	25.9	25.9	24.0	24.0	21.6	21.6	19.2	19.2
PI142J	29.7	29.7	29.2	29.2	27.0	27.0	24.3	24.3	21.6	21.6

2 POLE Single Phase



Dedicated **Series** 220V - 240V **60Hz/3600rpm**
Parallel 110V - 120V **0.8 Power Factor**

Winding 06	TEMPERATURE RISE									
	Standby 163/27		Standby 150/40		Continuous 125/40 (H)		Continuous 105/40 (F)		Continuous 80/40 (B)	
Model	kVA	kW	kVA	kW	kVA	kW	kVA	kW	kVA	kW
PI042D	10.3	8.2	10.1	8.0	9.4	7.5	8.4	6.7	7.5	6.0
PI042E	12.4	9.9	12.2	9.7	11.3	9.0	10.2	8.1	9.0	7.2
PI042F	14.2	11.3	14.0	11.2	12.9	10.3	11.6	9.2	10.3	8.2
PI042G	16.5	13.2	16.2	12.9	15.0	12.0	13.5	10.8	12.0	9.6
PI142D	18.7	14.9	18.4	14.7	17.0	13.6	15.3	12.2	13.6	10.8
PI142E	23.2	18.5	22.8	18.2	21.1	16.8	19.0	15.2	16.9	13.5
PI142F	26.2	20.9	25.7	20.5	23.8	19.0	21.4	17.1	19.0	15.2
PI142G	29.9	23.9	29.4	23.5	27.2	21.7	24.5	19.6	21.8	17.4
PI142H	35.2	28.1	34.5	27.6	32.0	25.6	28.8	23.0	25.6	20.4
PI142J	37.4	29.9	36.7	29.3	34.0	27.2	30.6	24.4	27.2	21.7

Dedicated **Series** 220V - 240V **60Hz/3600rpm**
Parallel 110V - 120V **1.0 Power Factor**

Winding 06	TEMPERATURE RISE									
	Standby 163/27		Standby 150/40		Continuous 125/40 (H)		Continuous 105/40 (F)		Continuous 80/40 (B)	
Model	kVA	kW	kVA	kW	kVA	kW	kVA	kW	kVA	kW
PI042D	10.3	10.3	10.1	10.1	9.4	9.4	8.4	8.4	7.5	7.5
PI042E	12.4	12.4	12.2	12.2	11.3	11.3	10.2	10.2	9.0	9.0
PI042F	14.2	14.2	14.0	14.0	12.9	12.9	11.6	11.6	10.3	10.3
PI042G	16.5	16.5	16.2	16.2	15.0	15.0	13.5	13.5	12.0	12.0
PI142D	18.7	18.7	18.4	18.4	17.0	17.0	15.3	15.3	13.6	13.6
PI142E	23.2	23.2	22.8	22.8	21.1	21.1	19.0	19.0	16.9	16.9
PI142F	26.2	26.2	25.7	25.7	23.8	23.8	21.4	21.4	19.0	19.0
PI142G	29.9	29.9	29.4	29.4	27.2	27.2	24.5	24.5	21.8	21.8
PI142H	35.2	35.2	34.5	34.5	32.0	32.0	28.8	28.8	25.6	25.6
PI142J	37.4	37.4	36.7	36.7	34.0	34.0	30.6	30.6	27.2	27.2

2 POLE Single Phase



**Reconnectable Double Delta 220V 60Hz/3600rpm
0.8 Power Factor**

Winding 311	TEMPERATURE RISE									
	Standby 163/27		Standby 150/40		Continuous 125/40 (H)		Continuous 105/40 (F)		Continuous 80/40 (B)	
Model	kVA	kW	kVA	kW	kVA	kW	kVA	kW	kVA	kW
PI042D	8.2	6.5	8.0	6.4	7.5	6.0	6.7	5.3	6.0	4.8
PI042E	9.9	7.9	9.7	7.7	9.0	7.2	8.1	6.4	7.2	5.7
PI042F	11.3	9.0	11.1	8.8	10.3	8.2	9.2	7.3	8.2	6.5
PI042G	13.1	10.4	12.8	10.2	11.9	9.5	10.7	8.5	9.5	7.6
PI142D	14.9	11.9	14.6	11.6	13.5	10.8	12.2	9.7	10.8	8.6
PI142E	18.4	14.7	18.1	14.4	16.7	13.3	15.1	12.0	13.4	10.7
PI142F	20.8	16.6	20.4	16.3	18.9	15.1	17.0	13.6	15.1	12.0
PI142G	23.8	19.0	23.3	18.6	21.6	17.2	19.4	15.5	17.3	13.8
PI142H	27.9	22.3	27.4	21.9	25.4	20.3	22.8	18.2	20.3	16.2
PI142J	29.7	23.7	29.2	23.3	27.0	21.6	24.3	19.4	21.6	17.2

**Reconnectable Double Delta 220V 60Hz/3600rpm
1.0 Power Factor**

Winding 311	TEMPERATURE RISE									
	Standby 163/27		Standby 150/40		Continuous 125/40 (H)		Continuous 105/40 (F)		Continuous 80/40 (B)	
Model	kVA	kW	kVA	kW	kVA	kW	kVA	kW	kVA	kW
PI042D	8.2	8.2	8.0	8.0	7.5	7.5	6.7	6.7	6.0	6.0
PI042E	9.9	9.9	9.7	9.7	9.0	9.0	8.1	8.1	7.2	7.2
PI042F	11.3	11.3	11.1	11.1	10.3	10.3	9.2	9.2	8.2	8.2
PI042G	13.1	13.1	12.8	12.8	11.9	11.9	10.7	10.7	9.5	9.5
PI142D	14.9	14.9	14.6	14.6	13.5	13.5	12.2	12.2	10.8	10.8
PI142E	18.4	18.4	18.1	18.1	16.7	16.7	15.1	15.1	13.4	13.4
PI142F	20.8	20.8	20.4	20.4	18.9	18.9	17.0	17.0	15.1	15.1
PI142G	23.8	23.8	23.3	23.3	21.6	21.6	19.4	19.4	17.3	17.3
PI142H	27.9	27.9	27.4	27.4	25.4	25.4	22.8	22.8	20.3	20.3
PI142J	29.7	29.7	29.2	29.2	27.0	27.0	24.3	24.3	21.6	21.6

2 POLE Single Phase



Reconnectable Double Delta 230V 60Hz/3600rpm 0.8 Power Factor

Winding 311	TEMPERATURE RISE									
	Standby 163/27		Standby 150/40		Continuous 125/40 (H)		Continuous 105/40 (F)		Continuous 80/40 (B)	
Model	kVA	kW	kVA	kW	kVA	kW	kVA	kW	kVA	kW
PI042D	8.7	6.9	8.5	6.8	7.9	6.3	7.1	5.6	6.3	5.0
PI042E	10.5	8.4	10.3	8.2	9.5	7.6	8.6	6.8	7.6	6.0
PI042F	12.0	9.6	11.7	9.3	10.9	8.7	9.8	7.8	8.7	6.9
PI042G	13.9	11.1	13.6	10.8	12.6	10.0	11.3	9.0	10.1	8.0
PI142D	15.7	12.5	15.5	12.4	14.3	11.4	12.9	10.3	11.4	9.1
PI142E	19.5	15.6	19.2	15.3	17.7	14.1	16.0	12.8	14.2	11.3
PI142F	22.0	17.6	21.6	17.2	20.0	16.0	18.0	14.4	16.0	12.8
PI142G	25.2	20.1	24.7	19.7	22.9	18.3	20.6	16.4	18.3	14.6
PI142H	29.6	23.6	29.1	23.2	26.9	21.5	24.2	19.3	21.5	17.2
PI142J	31.5	25.2	30.9	24.7	28.6	22.8	25.8	20.6	22.9	18.3

Reconnectable Double Delta 230V 60Hz/3600rpm 1.0 Power Factor

Winding 311	TEMPERATURE RISE									
	Standby 163/27		Standby 150/40		Continuous 125/40 (H)		Continuous 105/40 (F)		Continuous 80/40 (B)	
Model	kVA	kW	kVA	kW	kVA	kW	kVA	kW	kVA	kW
PI042D	8.7	8.7	8.5	8.5	7.9	7.9	7.1	7.1	6.3	6.3
PI042E	10.5	10.5	10.3	10.3	9.5	9.5	8.6	8.6	7.6	7.6
PI042F	12.0	12.0	11.7	11.7	10.9	10.9	9.8	9.8	8.7	8.7
PI042G	13.9	13.9	13.6	13.6	12.6	12.6	11.3	11.3	10.1	10.1
PI142D	15.7	15.7	15.5	15.5	14.3	14.3	12.9	12.9	11.4	11.4
PI142E	19.5	19.5	19.2	19.2	17.7	17.7	16.0	16.0	14.2	14.2
PI142F	22.0	22.0	21.6	21.6	20.0	20.0	18.0	18.0	16.0	16.0
PI142G	25.2	25.2	24.7	24.7	22.9	22.9	20.6	20.6	18.3	18.3
PI142H	29.6	29.6	29.1	29.1	26.9	26.9	24.2	24.2	21.5	21.5
PI142J	31.5	31.5	30.9	30.9	28.6	28.6	25.8	25.8	22.9	22.9

2 POLE Single Phase



Reconnectable Double Delta 240V 60Hz/3600rpm 0.8 Power Factor

Winding 311	TEMPERATURE RISE									
	Standby 163/27		Standby 150/40		Continuous 125/40 (H)		Continuous 105/40 (F)		Continuous 80/40 (B)	
Model	kVA	kW	kVA	kW	kVA	kW	kVA	kW	kVA	kW
PI042D	9.0	7.2	8.8	7.0	8.2	6.5	7.4	5.9	6.6	5.2
PI042E	10.8	8.6	10.6	8.4	9.9	7.9	8.9	7.1	7.9	6.3
PI042F	12.4	9.9	12.2	9.7	11.3	9.0	10.2	8.1	9.0	7.2
PI042G	14.4	11.5	14.1	11.2	13.1	10.4	11.8	9.4	10.5	8.4
PI142D	16.3	13.0	16.0	12.8	14.8	11.8	13.4	10.7	11.8	9.4
PI142E	20.2	16.1	19.9	15.9	18.4	14.7	16.6	13.2	14.7	11.7
PI142F	22.9	18.3	22.4	17.9	20.8	16.6	18.7	14.9	16.6	13.2
PI142G	26.1	20.8	25.6	20.4	23.7	18.9	21.4	17.1	19.0	15.2
PI142H	30.7	24.5	30.1	24.0	27.9	22.3	25.1	20.0	22.3	17.8
PI142J	32.6	26.0	32.1	25.6	29.7	23.7	26.7	21.3	23.8	19.0

Reconnectable Double Delta 240V 60Hz/3600rpm 1.0 Power Factor

Winding 311	TEMPERATURE RISE									
	Standby 163/27		Standby 150/40		Continuous 125/40 (H)		Continuous 105/40 (F)		Continuous 80/40 (B)	
Model	kVA	kW	kVA	kW	kVA	kW	kVA	kW	kVA	kW
PI042D	9.0	9.0	8.8	8.8	8.2	8.2	7.4	7.4	6.6	6.6
PI042E	10.8	10.8	10.6	10.6	9.9	9.9	8.9	8.9	7.9	7.9
PI042F	12.4	12.4	12.2	12.2	11.3	11.3	10.2	10.2	9.0	9.0
PI042G	14.4	14.4	14.1	14.1	13.1	13.1	11.8	11.8	10.5	10.5
PI142D	16.3	16.3	16.0	16.0	14.8	14.8	13.4	13.4	11.8	11.8
PI142E	20.2	20.2	19.9	19.9	18.4	18.4	16.6	16.6	14.7	14.7
PI142F	22.9	22.9	22.4	22.4	20.8	20.8	18.7	18.7	16.6	16.6
PI142G	26.1	26.1	25.6	25.6	23.7	23.7	21.4	21.4	19.0	19.0
PI142H	30.7	30.7	30.1	30.1	27.9	27.9	25.1	25.1	22.3	22.3
PI142J	32.6	32.6	32.1	32.1	29.7	29.7	26.7	26.7	23.8	23.8

2 POLE Three Phase



Star 380V-415V
Parallel Star 190V-208V
Delta 220V-240V

50Hz/3000rpm
0.8 Power Factor

Winding 311	TEMPERATURE RISE									
	Standby 163/27		Standby 150/40		Continuous 125/40 (H)		Continuous 105/40 (F)		Continuous 80/40 (B)	
Model	kVA	kW	kVA	kW	kVA	kW	kVA	kW	kVA	kW
PI042D	13.8	11.0	13.5	10.8	12.5	10.0	11.5	9.2	10.0	8.0
PI042E	16.5	13.2	16.2	12.9	15.0	12.0	13.5	10.8	12.0	9.6
PI042F	19.3	15.4	18.9	15.1	17.5	14.0	16.0	12.8	14.0	11.2
PI042G	22.0	17.6	21.6	17.2	20.0	16.0	18.0	14.4	16.0	12.8
PI142D	27.5	22.0	27.0	21.6	25.0	20.0	22.5	18.0	20.0	16.0
PI142E	30.3	24.2	29.7	23.7	27.5	22.0	25.0	20.0	22.0	17.6
PI142F	35.2	28.1	34.6	27.6	32.0	25.6	29.3	23.4	25.6	20.4
PI142G	41.3	33.0	40.5	32.4	37.5	30.0	34.5	27.6	30.0	24.0
PI142H	44.0	35.2	43.2	34.5	40.0	32.0	36.0	28.8	32.0	25.6
PI142J	49.5	39.6	48.6	38.8	45.0	36.0	40.5	32.4	36.0	28.8

Star 440V
Parallel Star 220V
Delta 254V

50Hz/3000rpm
0.8 Power Factor

Winding 311	TEMPERATURE RISE									
	Standby 163/27		Standby 150/40		Continuous 125/40 (H)		Continuous 105/40 (F)		Continuous 80/40 (B)	
Model	kVA	kW	kVA	kW	kVA	kW	kVA	kW	kVA	kW
PI042D	13.3	10.6	13.1	10.4	12.1	9.6	11.0	8.8	9.7	7.7
PI042E	16.1	12.8	15.8	12.6	14.6	11.6	13.3	10.6	11.7	9.3
PI042F	18.7	14.9	18.4	14.7	17.0	13.6	15.1	12.0	13.6	10.8
PI042G	21.3	17.0	21.0	16.8	19.4	15.5	17.5	14.0	15.5	12.4
PI142D	26.7	21.3	26.2	20.9	24.3	19.4	22.0	17.6	19.4	15.5
PI142E	29.4	23.5	28.8	23.0	26.7	21.3	24.0	19.2	21.4	17.1
PI142F	34.1	27.2	33.5	26.8	31.0	24.8	28.3	22.6	24.8	19.8
PI142G	40.0	32.0	39.3	31.4	36.4	29.1	33.0	26.4	29.1	23.2
PI142H	42.7	34.1	41.9	33.5	38.8	31.0	35.0	28.0	31.0	24.8
PI142J	48.1	38.4	47.2	37.7	43.7	34.9	39.3	31.4	35.0	28.0

2 POLE Three Phase



Star 380V
Parallel Star 190V
Delta 220V

60Hz/3600rpm
0.8 Power Factor

Winding 311	TEMPERATURE RISE									
	Standby 163/27		Standby 150/40		Continuous 125/40 (H)		Continuous 105/40 (F)		Continuous 80/40 (B)	
Model	kVA	kW	kVA	kW	kVA	kW	kVA	kW	kVA	kW
PI042D	13.9	11.1	13.6	10.8	12.6	10.0	11.3	9.0	10.1	8.0
PI042E	16.7	13.3	16.4	13.1	15.2	12.1	13.6	10.8	12.2	9.7
PI042F	19.1	15.2	18.7	14.9	17.4	13.9	15.6	12.4	13.9	11.1
PI042G	22.1	17.6	21.7	17.3	20.1	16.0	18.1	14.4	16.1	12.8
PI142D	25.1	20.0	24.7	19.7	22.8	18.2	20.6	16.4	18.2	14.5
PI142E	31.1	24.8	30.6	24.4	28.3	22.6	25.5	20.4	22.6	18.0
PI142F	35.2	28.1	34.5	27.6	32.0	25.6	28.8	23.0	25.6	20.4
PI142G	40.2	32.1	39.5	31.6	36.5	29.2	32.9	26.3	29.2	23.3
PI142H	47.2	37.7	46.4	37.1	42.9	34.3	38.6	30.8	34.3	27.4
PI142J	50.2	40.1	49.3	39.4	45.7	36.5	41.1	32.8	36.6	29.2

Star 416V
Parallel Star 208V
Delta 240V

60Hz/3600rpm
0.8 Power Factor

Winding 311	TEMPERATURE RISE									
	Standby 163/27		Standby 150/40		Continuous 125/40 (H)		Continuous 105/40 (F)		Continuous 80/40 (B)	
Model	kVA	kW	kVA	kW	kVA	kW	kVA	kW	kVA	kW
PI042D	15.2	12.1	14.9	11.9	13.8	11.0	12.4	9.9	11.0	8.8
PI042E	18.3	14.6	17.9	14.3	16.6	13.2	14.9	11.9	13.3	10.6
PI042F	20.9	16.7	20.5	16.4	19.0	15.2	17.1	13.6	15.2	12.1
PI042G	24.2	19.3	23.8	19.0	22.0	17.6	19.8	15.8	17.6	14.0
PI142D	27.5	22.0	27.0	21.6	25.0	20.0	22.5	18.0	20.0	16.0
PI142E	34.1	27.2	33.5	26.8	31.0	24.8	27.9	22.3	24.8	19.8
PI142F	38.5	30.8	37.8	30.2	35.0	28.0	31.5	25.2	28.0	22.4
PI142G	44.0	35.2	43.2	34.5	40.0	32.0	36.0	28.8	32.0	25.6
PI142H	51.7	41.3	50.8	40.6	47.0	37.6	42.3	33.8	37.6	30.0
PI142J	55.0	44.0	54.0	43.2	50.0	40.0	45.0	36.0	40.0	32.0

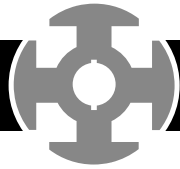
2 POLE Three Phase



Star 440V-480V
Parallel Star 220V-240V
Delta 254V-277V

60Hz/3600rpm
0.8 Power Factor

Winding 311	TEMPERATURE RISE									
	Standby 163/27		Standby 150/40		Continuous 125/40 (H)		Continuous 105/40 (F)		Continuous 80/40 (B)	
Model	kVA	kW	kVA	kW	kVA	kW	kVA	kW	kVA	kW
PI042D	16.1	12.8	15.8	12.6	14.6	11.6	13.2	10.5	11.7	9.3
PI042E	19.4	15.5	19.0	15.2	17.6	14.0	15.8	12.6	14.1	11.2
PI042F	22.2	17.7	21.8	17.4	20.1	16.0	18.1	14.4	16.1	12.8
PI042G	25.7	20.5	25.2	20.1	23.3	18.6	21.0	16.8	18.6	14.8
PI142D	29.2	23.3	28.6	22.8	26.5	21.2	23.9	19.1	21.2	16.9
PI142E	36.1	28.8	35.5	28.4	32.9	26.3	29.6	23.6	26.3	21.0
PI142F	40.8	32.6	40.1	32.0	37.1	29.6	33.4	26.7	29.7	23.7
PI142G	46.6	37.2	45.8	36.6	42.4	33.9	38.2	30.5	33.9	27.1
PI142H	54.8	43.8	53.8	43.0	49.8	39.8	44.8	35.8	39.8	31.8
PI142J	58.3	46.6	57.2	45.7	53.0	42.4	47.7	38.1	42.4	33.9



4 POLE Single Phase



Dedicated **Series** 220V **50Hz/1500rpm**
Parallel 110V **0.8 Power Factor**

Winding 05	TEMPERATURE RISE									
	Standby 163/27		Standby 150/40		Continuous 125/40 (H)		Continuous 105/40 (F)		Continuous 80/40 (B)	
Model	kVA	kW	kVA	kW	kVA	kW	kVA	kW	kVA	kW
PI044D	5.5	4.4	5.4	4.3	5.0	4.0	4.6	3.6	4.0	3.2
PI044E	7.4	5.9	7.2	5.7	6.7	5.3	6.1	4.8	5.4	4.3
PI044F	9.2	7.3	9.0	7.2	8.4	6.7	7.6	6.0	6.7	5.3
PI044G	11.1	8.8	10.9	8.7	10.1	8.0	9.2	7.3	8.0	6.4
PI044H	12.9	10.3	12.7	10.1	11.7	9.3	10.7	8.5	9.4	7.5
PI144D	15.0	12.0	14.6	11.6	13.6	10.8	12.4	9.9	10.9	8.7
PI144E	18.7	14.9	18.3	14.6	17.0	13.6	15.5	12.4	13.6	10.8
PI144F	20.6	16.4	20.2	16.1	18.7	14.9	17.0	13.6	15.0	12.0
PI144G	22.5	18.0	22.0	17.6	20.4	16.3	18.7	14.9	16.3	13.0
PI144H	26.2	20.9	25.5	20.4	23.8	19.0	21.8	17.4	19.1	15.2
PI144J	30.6	24.4	30.0	24.0	27.2	21.7	24.9	19.9	21.8	17.4
UCI224C	N/A	N/A	N/A	N/A	28.0	22.4	25.0	20.0	22.0	17.6
PI144K	31.9	25.5	30.6	24.4	28.5	22.8	25.0	20.0	22.4	17.9
UCI224D	N/A	N/A	N/A	N/A	35.0	28.0	31.5	25.2	27.5	22.0
UCI224E	N/A	N/A	N/A	N/A	40.0	32.0	36.0	28.8	31.6	25.2
UCI224F	N/A	N/A	N/A	N/A	50.0	40.0	45.0	36.0	40.0	32.0
UCI224G	N/A	N/A	N/A	N/A	60.0	48.0	54.0	43.2	47.5	38.0
UCI274C	N/A	N/A	N/A	N/A	66.0	52.8	60.0	48.0	52.5	42.0
UCI274D	N/A	N/A	N/A	N/A	74.0	59.2	66.3	53.0	58.0	46.4
UCI274E	N/A	N/A	N/A	N/A	94.0	75.2	84.0	67.2	75.0	60.0
UCI274F	N/A	N/A	N/A	N/A	110.0	88.0	100.0	80.0	87.5	70.0
UCI274G	N/A	N/A	N/A	N/A	120.0	96.0	108.0	86.4	95.0	76.0
UCI274H	N/A	N/A	N/A	N/A	140.0	112.0	125.0	100.0	110.0	88.0



4 POLE Single Phase



Dedicated

Series 220V 50Hz/1500rpm
Parallel 110V 1.0 Power Factor

Winding 05	TEMPERATURE RISE									
	Standby 163/27		Standby 150/40		Continuous 125/40 (H)		Continuous 105/40 (F)		Continuous 80/40 (B)	
Model	kVA	kW	kVA	kW	kVA	kW	kVA	kW	kVA	kW
PI044D	6.6	6.6	6.5	6.5	6.0	6.0	5.5	5.5	4.8	4.8
PI044E	8.9	8.9	8.6	8.6	8.0	8.0	7.3	7.3	6.5	6.5
PI044F	11.0	11.0	10.8	10.8	10.1	10.1	9.1	9.1	8.0	8.0
PI044G	13.3	13.3	13.1	13.1	12.1	12.1	11.0	11.0	9.6	9.6
PI044H	15.5	15.5	15.2	15.2	14.0	14.0	12.8	12.8	11.3	11.3
PI144D	16.2	16.2	15.8	15.8	14.7	14.7	13.4	13.4	11.8	11.8
PI144E	20.2	20.2	19.8	19.8	18.4	18.4	16.7	16.7	14.7	14.7
PI144F	22.2	22.2	21.8	21.8	20.2	20.2	18.4	18.4	16.2	16.2
PI144G	24.3	24.3	23.8	23.8	22.0	22.0	20.2	20.2	17.6	17.6
PI144H	28.3	28.3	27.5	27.5	25.7	25.7	23.5	23.5	20.6	20.6
UCI224C	N/A	N/A	N/A	N/A	28.0	28.0	25.0	25.0	22.0	22.0
PI144J	33.0	33.0	32.4	32.4	29.4	29.4	26.9	26.9	23.5	23.5
PI144K	34.5	34.5	33.0	33.0	30.8	30.8	27.0	27.0	24.2	24.2
UCI224D	N/A	N/A	N/A	N/A	35.0	35.0	31.5	31.5	27.5	27.5
UCI224E	N/A	N/A	N/A	N/A	40.0	40.0	36.0	36.0	31.6	31.6
UCI224F	N/A	N/A	N/A	N/A	50.0	50.0	45.0	45.0	40.0	40.0
UCI224G	N/A	N/A	N/A	N/A	60.0	60.0	54.0	54.0	47.5	47.5
UCI274C	N/A	N/A	N/A	N/A	66.0	66.0	60.0	60.0	N/A	N/A
UCI274D	N/A	N/A	N/A	N/A	74.0	74.0	66.3	66.3	N/A	N/A
UCI274E	N/A	N/A	N/A	N/A	94.0	94.0	84.0	84.0	N/A	N/A
UCI274F	N/A	N/A	N/A	N/A	110.0	110.0	100.0	100.0	N/A	N/A
UCI274G	N/A	N/A	N/A	N/A	120.0	120.0	108.0	108.0	N/A	N/A
UCI274H	N/A	N/A	N/A	N/A	140.0	140.0	125.0	125.0	N/A	N/A



4 POLE Single Phase



Dedicated **Series** 230V **50Hz/1500rpm**
Parallel 115V **0.8 Power Factor**

Winding 05	TEMPERATURE RISE									
	Standby 163/27		Standby 150/40		Continuous 125/40 (H)		Continuous 105/40 (F)		Continuous 80/40 (B)	
Model	kVA	kW	kVA	kW	kVA	kW	kVA	kW	kVA	kW
PI044D	5.5	4.4	5.4	4.3	5.0	4.0	4.6	3.6	4.0	3.2
PI044E	7.4	5.9	7.2	5.7	6.7	5.3	6.1	4.8	5.4	4.3
S0L1-J 1	8.3	6.6	8.0	6.4	7.5	6.0	6.8	5.4	N/A	N/A
PI044F	9.2	7.3	9.0	7.2	8.4	6.7	7.6	6.0	6.7	5.3
S0L1-S 1	11.0	8.8	10.7	8.5	10.0	8.0	9.1	7.2	N/A	N/A
PI044G	11.1	8.8	10.9	8.7	10.1	8.0	9.2	7.3	8.0	6.4
PI044H	13.0	10.4	12.7	10.1	11.7	9.3	10.7	8.5	9.4	7.5
PI144D	15.0	12.0	14.6	11.6	13.6	10.8	12.4	9.9	10.9	8.7
S0L2-K 1, 3	16.5	13.2	16.0	12.8	15.0	12.0	13.7	10.9	N/A	N/A
PI144E	18.7	14.9	18.3	14.6	17.0	13.6	15.5	12.4	13.6	10.8
PI144F	20.6	16.4	20.2	16.1	18.7	14.9	17.0	13.6	15.0	12.0
S0L2-U 1, 3	22.0	17.6	21.3	17.0	20.0	16.0	18.2	14.5	N/A	N/A
PI144G	22.5	18.0	22.0	17.6	20.4	16.3	18.7	14.9	16.3	13.0
PI144H	26.2	20.9	25.5	20.4	23.8	19.0	21.8	17.4	19.1	15.2
S1L2-K 1, 3	27.5	22.0	26.7	21.3	25.0	20.0	22.8	18.2	N/A	N/A
PI144J	30.6	24.4	30.0	24.0	27.2	21.7	24.9	19.9	21.8	17.4
UCI224C	N/A	N/A	N/A	N/A	28.0	22.4	25.0	20.0	22.0	17.6
PI144K	31.9	25.5	30.6	24.4	28.5	22.8	25.0	20.0	22.4	17.9
S1L2-R 1, 3	33.0	26.4	32.0	25.6	30.0	24.0	27.3	21.8	N/A	N/A
UCI224D	N/A	N/A	N/A	N/A	35.0	28.0	31.5	25.2	27.5	22.0
UCI224E	N/A	N/A	N/A	N/A	40.0	32.0	36.0	28.8	31.6	25.2
UCI224F	N/A	N/A	N/A	N/A	50.0	40.0	45.0	36.0	40.0	32.0
UCI224G	N/A	N/A	N/A	N/A	60.0	48.0	54.0	43.2	47.5	38.0
UCI274C	N/A	N/A	N/A	N/A	66.0	52.8	60.0	48.0	52.5	42.0
UCI274D	N/A	N/A	N/A	N/A	74.0	59.2	66.3	53.0	58.0	46.4
UCI274E	N/A	N/A	N/A	N/A	94.0	75.2	84.0	67.2	75.0	60.0
UCI274F	N/A	N/A	N/A	N/A	110.0	88.0	100.0	80.0	87.5	70.0
UCI274G	N/A	N/A	N/A	N/A	120.0	96.0	108.0	86.4	95.0	76.0
UCI274H	N/A	N/A	N/A	N/A	140.0	112.0	125.0	100.0	110.0	88.0

1. Available in single bearing only
 3. Auxiliary winding option available



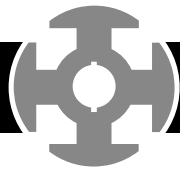
4 POLE Single Phase



Dedicated **Series** 230V **50Hz/1500rpm**
Parallel 115V **1.0 Power Factor**

Winding 05	TEMPERATURE RISE									
	Standby 163/27		Standby 150/40		Continuous 125/40 (H)		Continuous 105/40 (F)		Continuous 80/40 (B)	
Model	kVA	kW	kVA	kW	kVA	kW	kVA	kW	kVA	kW
PI044D	6.6	6.6	6.5	6.5	6.0	6.0	5.5	5.5	4.8	4.8
PI044E	8.9	8.9	8.6	8.6	8.0	8.0	7.3	7.3	6.5	6.5
S0L1-J 1	8.9	8.9	8.6	8.6	8.1	8.1	7.4	7.4	N/A	N/A
PI044F	11.0	11.0	10.8	10.8	10.1	10.1	9.1	9.1	8.0	8.0
S0L1-S 1	11.9	11.9	11.6	11.6	10.8	10.8	9.8	9.8	N/A	N/A
PI044G	13.3	13.3	13.1	13.1	12.1	12.1	11.0	11.0	9.6	9.6
PI044H	N/A	N/A	15.2	15.2	14.0	14.0	12.8	12.8	11.3	11.3
PI144D	16.2	16.2	15.8	15.8	14.7	14.7	13.4	13.4	11.8	11.8
S0L2-K 1, 3	17.8	17.8	17.3	17.3	16.2	16.2	14.7	14.7	N/A	N/A
PI144E	20.2	20.2	19.8	19.8	18.4	18.4	16.7	16.7	14.7	14.7
PI144F	22.2	22.2	21.8	21.8	20.2	20.2	18.4	18.4	16.2	16.2
S0L2-U 1, 3	23.8	23.8	23.0	23.0	21.6	21.6	19.7	19.7	N/A	N/A
PI144G	24.3	24.3	23.8	23.8	22.0	22.0	20.2	20.2	17.6	17.6
PI144H	28.3	28.3	27.5	27.5	25.7	25.7	23.5	23.5	20.6	20.6
S1L2-K 1, 3	29.7	29.7	28.8	28.8	27.0	27.0	24.6	24.6	N/A	N/A
UCI224C	N/A	N/A	N/A	N/A	28.0	28.0	25.0	25.0	22.0	22.0
PI144J	33.0	33.0	32.4	32.4	29.4	29.4	26.9	26.9	23.5	23.5
PI144K	34.5	34.5	33.0	33.0	30.8	30.8	27.0	27.0	24.2	24.2
S1L2-R 1, 3	35.6	35.6	34.6	34.6	32.4	32.4	29.5	29.5	N/A	N/A
UCI224D	N/A	N/A	N/A	N/A	35.0	35.0	31.5	31.5	27.5	27.5
UCI224E	N/A	N/A	N/A	N/A	40.0	40.0	36.0	36.0	31.6	31.6
UCI224F	N/A	N/A	N/A	N/A	50.0	50.0	45.0	45.0	40.0	40.0
UCI224G	N/A	N/A	N/A	N/A	60.0	60.0	54.0	54.0	47.5	47.5
UCI274C	N/A	N/A	N/A	N/A	66.0	66.0	60.0	60.0	N/A	N/A
UCI274D	N/A	N/A	N/A	N/A	74.0	74.0	66.3	66.3	N/A	N/A
UCI274E	N/A	N/A	N/A	N/A	94.0	94.0	84.0	84.0	N/A	N/A
UCI274F	N/A	N/A	N/A	N/A	110.0	110.0	100.0	100.0	N/A	N/A
UCI274G	N/A	N/A	N/A	N/A	120.0	120.0	108.0	108.0	N/A	N/A
UCI274H	N/A	N/A	N/A	N/A	140.0	140.0	125.0	125.0	N/A	N/A

1. Available in single bearing only
 3. Auxiliary winding option available

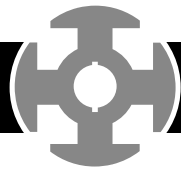


4 POLE Single Phase



Dedicated **Series** 240V **50Hz/1500rpm**
Parallel 120V **0.8 Power Factor**

Winding 05	TEMPERATURE RISE									
	Standby 163/27		Standby 150/40		Continuous 125/40 (H)		Continuous 105/40 (F)		Continuous 80/40 (B)	
Model	kVA	kW	kVA	kW	kVA	kW	kVA	kW	kVA	kW
PI044D	5.5	4.4	5.4	4.3	5.0	4.0	4.6	3.6	4.0	3.2
PI044E	7.4	5.9	7.2	5.7	6.7	5.3	6.1	4.8	5.4	4.3
PI044F	9.2	7.3	9.0	7.2	8.4	6.7	7.6	6.0	6.7	5.3
PI044G	11.1	8.8	10.9	8.7	10.1	8.0	9.2	7.3	8.0	6.4
PI044H	12.9	10.3	12.7	10.1	11.7	9.3	10.7	8.5	9.4	7.5
PI144D	15.0	12.0	14.6	11.6	13.6	10.8	12.4	9.9	10.9	8.7
PI144E	18.7	14.9	18.3	14.6	17.0	13.6	15.5	12.4	13.6	10.8
PI144F	20.6	16.4	20.2	16.1	18.7	14.9	17.0	13.6	15.0	12.0
PI144G	22.5	18.0	22.0	17.6	20.4	16.3	18.7	14.9	16.3	13.0
PI144H	26.2	20.9	25.5	20.4	23.8	19.0	21.8	17.4	19.1	15.2
PI144J	30.6	24.4	30.0	24.0	27.2	21.7	24.9	19.9	21.8	17.4
UCI224C	N/A	N/A	N/A	N/A	28.0	22.4	25.0	20.0	22.0	17.6
PI144K	31.9	25.5	30.6	24.4	28.5	22.8	25.0	20.0	22.4	17.9
UCI224D	N/A	N/A	N/A	N/A	35.0	28.0	31.5	25.2	27.5	22.0
UCI224E	N/A	N/A	N/A	N/A	40.0	32.0	36.0	28.8	31.6	25.2
UCI224F	N/A	N/A	N/A	N/A	50.0	40.0	45.0	36.0	40.0	32.0
UCI224G	N/A	N/A	N/A	N/A	60.0	48.0	54.0	43.2	47.5	38.0
UCI274C	N/A	N/A	N/A	N/A	66.0	52.8	60.0	48.0	52.5	42.0
UCI274D	N/A	N/A	N/A	N/A	74.0	59.2	66.3	53.0	58.0	46.4
UCI274E	N/A	N/A	N/A	N/A	94.0	75.2	84.0	67.2	75.0	60.0
UCI274F	N/A	N/A	N/A	N/A	110.0	88.0	100.0	80.0	87.5	70.0
UCI274G	N/A	N/A	N/A	N/A	120.0	96.0	108.0	86.4	95.0	76.0
UCI274H	N/A	N/A	N/A	N/A	140.0	112.0	125.0	100.0	110.0	88.0



4 POLE Single Phase



Dedicated

Series 240V **50Hz/1500rpm**
Parallel 120V **1.0 Power Factor**

Winding 05	TEMPERATURE RISE									
	Standby 163/27		Standby 150/40		Continuous 125/40 (H)		Continuous 105/40 (F)		Continuous 80/40 (B)	
Model	kVA	kW	kVA	kW	kVA	kW	kVA	kW	kVA	kW
PI044D	6.6	6.6	6.5	6.5	6.0	6.0	5.5	5.5	4.8	4.8
PI044E	8.9	8.9	8.6	8.6	8.0	8.0	7.3	7.3	6.5	6.5
PI044F	11.0	11.0	10.8	10.8	10.1	10.1	9.1	9.1	8.0	8.0
PI044G	13.3	13.3	13.1	13.1	12.1	12.1	11.0	11.0	9.6	9.6
PI044H	15.5	15.5	15.2	15.2	14.0	14.0	12.8	12.8	11.3	11.3
PI144D	16.2	16.2	15.8	15.8	14.7	14.7	13.4	13.4	11.8	11.8
PI144E	20.2	20.2	19.8	19.8	18.4	18.4	16.7	16.7	14.7	14.7
PI144F	22.2	22.2	21.8	21.8	20.2	20.2	18.4	18.4	16.2	16.2
PI144G	24.3	24.3	23.8	23.8	22.0	22.0	20.2	20.2	17.6	17.6
PI144H	28.3	28.3	27.5	27.5	25.7	25.7	23.5	23.5	20.6	20.6
UCI224C	N/A	N/A	N/A	N/A	28.0	28.0	25.0	25.0	22.0	22.0
PI144J	33.0	33.0	32.4	32.4	29.4	29.4	26.9	26.9	23.5	23.5
PI144K	34.5	34.5	33.0	33.0	30.8	30.8	27.0	27.0	24.2	24.2
UCI224D	N/A	N/A	N/A	N/A	35.0	35.0	31.5	31.5	27.5	27.5
UCI224E	N/A	N/A	N/A	N/A	40.0	40.0	36.0	36.0	31.6	31.6
UCI224F	N/A	N/A	N/A	N/A	50.0	50.0	45.0	45.0	40.0	40.0
UCI224G	N/A	N/A	N/A	N/A	60.0	60.0	54.0	54.0	47.5	47.5
UCI274C	N/A	N/A	N/A	N/A	66.0	66.0	60.0	60.0	N/A	N/A
UCI274D	N/A	N/A	N/A	N/A	74.0	74.0	66.3	66.3	N/A	N/A
UCI274E	N/A	N/A	N/A	N/A	94.0	94.0	84.0	84.0	N/A	N/A
UCI274F	N/A	N/A	N/A	N/A	110.0	110.0	100.0	100.0	N/A	N/A
UCI274G	N/A	N/A	N/A	N/A	120.0	120.0	108.0	108.0	N/A	N/A
UCI274H	N/A	N/A	N/A	N/A	140.0	140.0	125.0	125.0	N/A	N/A



4 POLE Single Phase



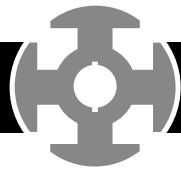
Reconnectable Double Delta 220V

50Hz/1500rpm
0.8 Power Factor

1 of 2

Winding 311	TEMPERATURE RISE									
	Standby 163/27		Standby 150/40		Continuous 125/40 (H)		Continuous 105/40 (F)		Continuous 80/40 (B)	
Model	kVA	kW	kVA	kW	kVA	kW	kVA	kW	kVA	kW
S0L1-D 1	4.9	3.9	4.8	3.8	4.5	3.6	4.1	3.2	N/A	N/A
PI044D	5.0	4.0	4.9	3.9	4.5	3.6	4.1	3.2	3.6	2.8
PI044E	6.6	5.2	6.5	5.2	6.0	4.8	5.5	4.4	4.8	3.8
S0L1-H 1	6.6	5.2	6.5	5.2	6.0	4.8	5.4	4.3	N/A	N/A
S0L1-L 1	8.2	6.5	8.0	6.4	7.4	5.9	6.7	5.3	N/A	N/A
PI044F	8.3	6.6	8.1	6.4	7.5	6.0	6.8	5.4	6.0	4.8
S0L1-P 1	9.8	7.8	9.6	7.6	8.9	7.1	8.1	6.4	N/A	N/A
PI044G	9.9	7.9	9.7	7.7	9.0	7.2	8.2	6.5	7.2	5.7
S0L2-F 1, 3	11.1	8.8	10.9	8.7	10.1	8.0	9.2	7.3	N/A	N/A
PI044H	11.6	9.2	11.3	9.0	10.5	8.4	9.6	7.6	8.4	6.7
S0L2-G 1, 3	12.7	10.1	12.5	10.0	11.5	9.2	10.5	8.4	N/A	N/A
PI144D	13.2	10.5	12.9	10.3	12.0	9.6	10.9	8.7	9.6	7.6
S0L2-M 1, 3	15.9	12.7	15.6	12.4	14.4	11.5	13.1	10.4	N/A	N/A
PI144E	16.5	13.2	16.1	12.8	15.0	12.0	13.7	10.9	12.0	9.6
PI144F	18.2	14.5	17.8	14.2	16.5	13.2	15.0	12.0	13.2	10.5
S0L2-P 1, 3	19.1	15.2	18.7	14.9	17.3	13.8	15.8	12.6	N/A	N/A
PI144G	19.8	15.8	19.4	15.5	18.0	14.4	16.5	13.2	14.4	11.5
S1L2-J 1, 3	21.5	17.2	21.1	16.8	19.5	15.6	17.8	14.2	N/A	N/A
PI144H	23.1	18.4	22.5	18.0	21.0	16.8	19.2	15.3	16.8	13.4
S1L2-K 1, 3	24.6	19.6	24.1	19.2	22.3	17.8	20.3	16.2	N/A	N/A
PI144J	27.0	21.6	26.4	21.1	24.0	19.2	21.9	17.5	19.2	15.3
S1L2-N 1, 3	27.6	22.0	27.1	21.6	25.1	20.0	22.9	18.3	N/A	N/A
PI144K	28.1	22.4	27.0	21.6	25.5	20.4	23.0	18.4	19.7	15.7
S1L2-R 1, 3	30.7	24.5	30.2	24.1	27.9	22.3	25.4	20.3	N/A	N/A
UCI224C	N/A	N/A	N/A	N/A	28.5	22.8	25.0	20.0	22.0	17.6
UCI224D	N/A	N/A	N/A	N/A	33.5	26.8	30.0	24.0	26.5	21.2
S1L2-Y 1, 3	38.4	30.7	37.7	30.1	34.9	27.9	31.8	25.4	N/A	N/A
UCI224E	N/A	N/A	N/A	N/A	40.0	32.0	35.5	28.4	31.5	25.2
UCI224F	N/A	N/A	N/A	N/A	48.5	38.8	43.5	34.8	37.5	30.0
UCI224G	N/A	N/A	N/A	N/A	56.5	45.2	50.0	40.0	45.5	36.4
UCI274C	N/A	N/A	N/A	N/A	60.0	48.0	50.0	40.0	45.0	36.0
UCI274D	N/A	N/A	N/A	N/A	68.0	54.4	60.0	48.0	54.0	43.2

1. Available in single bearing only
3. Auxiliary winding option available



4 POLE Single Phase



Reconnectable Double Delta 220V

**50Hz/1500rpm
0.8 Power Factor**

2 of 2

Winding 311	TEMPERATURE RISE									
	Standby 163/27		Standby 150/40		Continuous 125/40 (H)		Continuous 105/40 (F)		Continuous 80/40 (B)	
Model	kVA	kW	kVA	kW	kVA	kW	kVA	kW	kVA	kW
UCI274E	N/A	N/A	N/A	N/A	85.0	68.0	75.0	60.0	67.5	54.0
UCI274F	N/A	N/A	N/A	N/A	96.0	76.8	87.0	69.6	75.0	60.0
UCI274G	N/A	N/A	N/A	N/A	108.0	86.4	98.7	78.9	85.4	68.3
UCI274H	N/A	N/A	N/A	N/A	120.0	96.0	110.0	88.0	93.8	75.0
S4L1S-C	N/A	N/A	N/A	N/A	125.0	100.0	115.0	92.0	100.0	80.0
HCI444C	N/A	N/A	N/A	N/A	125.0	100.0	115.0	92.0	100.0	80.0
UCDI274J	N/A	N/A	N/A	N/A	138.0	110.4	126.0	100.8	108.0	86.4
UCDI274K	N/A	N/A	N/A	N/A	150.0	120.0	137.0	109.6	120.0	96.0
HCI444D	N/A	N/A	N/A	N/A	150.0	120.0	140.0	112.0	120.0	96.0
S4L1S-D	N/A	N/A	N/A	N/A	150.0	120.0	140.0	112.0	120.0	96.0
S4L1S-E	N/A	N/A	N/A	N/A	175.0	140.0	160.0	128.0	140.0	112.0
HCI444E	N/A	N/A	N/A	N/A	175.0	140.0	160.0	128.0	140.0	112.0
HCI544C	N/A	N/A	N/A	N/A	180.0	144.0	160.0	128.0	140.0	112.0
HCI544D	N/A	N/A	N/A	N/A	200.0	160.0	180.0	144.0	155.0	124.0
S4L1S-F	N/A	N/A	N/A	N/A	200.0	160.0	185.0	148.0	160.0	128.0
HCI444F	N/A	N/A	N/A	N/A	200.0	160.0	185.0	148.0	160.0	128.0
HCI544E	N/A	N/A	N/A	N/A	240.0	192.0	220.0	176.0	190.0	152.0
HCI544F	N/A	N/A	N/A	N/A	265.0	212.0	245.0	196.0	215.0	172.0



4 POLE Single Phase



Reconnectable Double Delta 230V

50Hz/1500rpm
0.8 Power Factor

1 of 2

Winding 311	TEMPERATURE RISE									
	Standby 163/27		Standby 150/40		Continuous 125/40 (H)		Continuous 105/40 (F)		Continuous 80/40 (B)	
Model	kVA	kW	kVA	kW	kVA	kW	kVA	kW	kVA	kW
S0L1-D 1	4.8	3.8	4.7	3.7	4.4	3.5	4.0	3.2	N/A	N/A
PI044D	5.0	4.0	4.9	3.9	4.5	3.6	4.1	3.2	3.6	2.8
S0L1-H 1	6.4	5.1	6.3	5.0	5.8	4.6	5.3	4.2	N/A	N/A
PI044E	6.6	5.2	6.5	5.2	6.0	4.8	5.5	4.4	4.8	3.8
S0L1-L 1	8.0	6.4	7.8	6.2	7.3	5.8	6.6	5.2	N/A	N/A
PI044F	8.3	6.6	8.1	6.4	7.5	6.0	6.8	5.4	6.0	4.8
S0L1-P 1	9.6	7.6	9.4	7.5	8.7	6.9	7.9	6.3	N/A	N/A
PI044G	9.9	7.9	9.7	7.7	9.0	7.2	8.2	6.5	7.2	5.7
S0L2-F 1, 3	11.0	8.8	10.8	8.6	10.0	8.0	9.1	7.2	N/A	N/A
PI044H	11.6	9.2	11.3	9.0	10.5	8.4	9.6	7.6	8.4	6.7
S0L2-G 1, 3	12.5	10.0	12.3	9.8	11.4	9.1	10.4	8.3	N/A	N/A
PI144D	13.2	10.5	12.9	10.3	12.0	9.6	10.9	8.7	9.6	7.6
S0L2-M 1, 3	15.7	12.5	15.4	12.3	14.3	11.4	13.0	10.4	N/A	N/A
PI144E	16.5	13.2	16.1	12.8	15.0	12.0	13.7	10.9	12.0	9.6
PI144F	18.2	14.5	17.8	14.2	16.5	13.2	15.0	12.0	13.2	10.5
S0L2-P 1, 3	18.8	15.0	18.5	14.8	17.1	13.6	15.6	12.4	N/A	N/A
PI144G	19.8	15.8	19.4	15.5	18.0	14.4	16.5	13.2	14.4	11.5
S1L2-J 1, 3	21.6	17.2	21.2	16.9	19.6	15.6	17.8	14.2	N/A	N/A
PI144H	23.1	18.4	22.5	18.0	21.0	16.8	19.2	15.3	16.8	13.4
S1L2-K 1, 3	24.6	19.6	24.2	19.3	22.4	17.9	20.4	16.3	N/A	N/A
PI144J	27.0	21.6	26.4	21.1	24.0	19.2	21.9	17.5	19.2	15.3
S1L2-N 1, 3	27.7	22.1	27.2	21.7	25.2	20.1	22.9	18.3	N/A	N/A
PI144K	28.1	22.4	27.0	21.6	25.5	20.4	23.0	18.4	19.7	15.7
S1L2-R 1, 3	30.8	24.6	30.2	24.1	28.0	22.4	25.5	20.4	N/A	N/A
UCI224C	N/A	N/A	N/A	N/A	28.5	22.8	25.0	20.0	22.0	17.6
UCI224D	N/A	N/A	N/A	N/A	33.5	26.8	30.0	24.0	26.5	21.2
S1L2-Y 1, 3	38.5	30.8	37.8	30.2	35.0	28.0	31.9	25.5	N/A	N/A
UCI224E	N/A	N/A	N/A	N/A	40.0	32.0	35.5	28.4	31.5	25.2
UCI224F	N/A	N/A	N/A	N/A	48.5	38.8	43.5	34.8	37.5	30.0
UCI224G	N/A	N/A	N/A	N/A	56.5	45.2	50.0	40.0	45.5	36.4
UCI274C	N/A	N/A	N/A	N/A	60.0	48.0	50.0	40.0	45.0	36.0
UCI274D	N/A	N/A	N/A	N/A	68.0	54.4	60.0	48.0	54.0	43.2

1. Available in single bearing only
3. Auxiliary winding option available



4 POLE Single Phase



Reconnectable Double Delta 230V

**50Hz/1500rpm
0.8 Power Factor**

2 of 2

Winding 311	TEMPERATURE RISE									
	Standby 163/27		Standby 150/40		Continuous 125/40 (H)		Continuous 105/40 (F)		Continuous 80/40 (B)	
Model	kVA	kW	kVA	kW	kVA	kW	kVA	kW	kVA	kW
UCI274E	N/A	N/A	N/A	N/A	85.0	68.0	75.0	60.0	67.5	54.0
UCI274F	N/A	N/A	N/A	N/A	96.0	76.8	87.0	69.6	75.0	60.0
UCI274G	N/A	N/A	N/A	N/A	108.0	86.4	98.7	78.9	85.4	68.3
UCI274H	N/A	N/A	N/A	N/A	120.0	96.0	110.0	88.0	93.8	75.0
S4L1S-C	N/A	N/A	N/A	N/A	125.0	100.0	115.0	92.0	100.0	80.0
HCI444C	N/A	N/A	N/A	N/A	125.0	100.0	115.0	92.0	100.0	80.0
UCDI274J	N/A	N/A	N/A	N/A	138.0	110.4	126.0	100.8	108.0	86.4
UCDI274K	N/A	N/A	N/A	N/A	150.0	120.0	137.0	109.6	120.0	96.0
HCI444D	N/A	N/A	N/A	N/A	150.0	120.0	140.0	112.0	120.0	96.0
S4L1S-D	N/A	N/A	N/A	N/A	150.0	120.0	140.0	112.0	120.0	96.0
S4L1S-E	N/A	N/A	N/A	N/A	175.0	140.0	160.0	128.0	140.0	112.0
HCI444E	N/A	N/A	N/A	N/A	175.0	140.0	160.0	128.0	140.0	112.0
HCI544C	N/A	N/A	N/A	N/A	180.0	144.0	160.0	128.0	140.0	112.0
HCI544D	N/A	N/A	N/A	N/A	200.0	160.0	180.0	144.0	155.0	124.0
S4L1S-F	N/A	N/A	N/A	N/A	200.0	160.0	185.0	148.0	160.0	128.0
HCI444F	N/A	N/A	N/A	N/A	200.0	160.0	185.0	148.0	160.0	128.0
HCI544E	N/A	N/A	N/A	N/A	240.0	192.0	220.0	176.0	190.0	152.0
HCI544F	N/A	N/A	N/A	N/A	265.0	212.0	245.0	196.0	215.0	172.0



4 POLE Single Phase



Reconnectable Double Delta 240V

50Hz/1500rpm
0.8 Power Factor

1 of 2

Winding 311	TEMPERATURE RISE									
	Standby 163/27		Standby 150/40		Continuous 125/40 (H)		Continuous 105/40 (F)		Continuous 80/40 (B)	
Model	kVA	kW	kVA	kW	kVA	kW	kVA	kW	kVA	kW
S0L1-D 1	4.7	3.7	4.6	3.6	4.3	3.4	3.9	3.1	N/A	N/A
PI044D	5.0	4.0	4.9	3.9	4.5	3.6	4.1	3.2	3.6	2.8
S0L1-H 1	6.3	5.0	6.2	4.9	5.7	4.5	5.2	4.1	N/A	N/A
PI044E	6.6	5.2	6.5	5.2	6.0	4.8	5.5	4.4	4.8	3.8
S0L1-L 1	7.8	6.2	7.7	6.1	7.1	5.6	6.5	5.2	N/A	N/A
PI044F	8.3	6.6	8.1	6.4	7.5	6.0	6.8	5.4	6.0	4.8
S0L1-P 1	9.4	7.5	9.2	7.3	8.6	6.8	7.8	6.2	N/A	N/A
PI044G	9.9	7.9	9.7	7.7	9.0	7.2	8.2	6.5	7.2	5.7
S0L2-F 1, 3	10.8	8.6	10.6	8.4	9.8	7.8	8.9	7.1	N/A	N/A
PI044H	11.6	9.2	11.3	9.0	10.5	8.4	9.6	7.6	8.4	6.7
S0L2-G 1, 3	12.3	9.8	12.1	9.6	11.2	8.9	10.2	8.1	N/A	N/A
PI144D	13.2	10.5	12.9	10.3	12.0	9.6	10.9	8.7	9.6	7.6
S0L2-M 1, 3	15.4	12.3	15.1	12.0	14.0	11.2	12.7	10.1	N/A	N/A
PI144E	16.5	13.2	16.1	12.8	15.0	12.0	13.7	10.9	12.0	9.6
PI144F	18.2	14.5	17.8	14.2	16.5	13.2	15.0	12.0	13.2	10.5
S0L2-P 1, 3	18.5	14.8	18.1	14.4	16.8	13.4	15.3	12.2	N/A	N/A
PI144G	19.8	15.8	19.4	15.5	18.0	14.4	16.5	13.2	14.4	11.5
S1L2-J 1, 3	21.6	17.2	21.2	16.9	19.6	15.6	17.8	14.2	N/A	N/A
PI144H	23.1	18.4	22.5	18.0	21.0	16.8	19.2	15.3	16.8	13.4
S1L2-K 1, 3	24.6	19.6	24.2	19.3	22.4	17.9	20.4	16.3	N/A	N/A
PI144J	27.0	21.6	26.4	21.1	24.0	19.2	21.9	17.5	19.2	15.3
S1L2-N 1, 3	27.7	22.1	27.2	21.7	25.2	20.1	22.9	18.3	N/A	N/A
PI144K	28.1	22.4	27.0	21.6	25.5	20.4	23.0	18.4	19.7	15.7
S1L2-R 1, 3	30.8	24.6	30.2	24.1	28.0	22.4	25.5	20.4	N/A	N/A
UCI224C	N/A	N/A	N/A	N/A	28.5	22.8	25.0	20.0	22.0	17.6
UCI224D	N/A	N/A	N/A	N/A	33.5	26.8	30.0	24.0	26.5	21.2
S1L2-Y 1, 3	38.5	30.8	37.8	30.2	35.0	28.0	31.9	25.5	N/A	N/A
UCI224E	N/A	N/A	N/A	N/A	40.0	32.0	35.5	28.4	31.5	25.2
UCI224F	N/A	N/A	N/A	N/A	48.5	38.8	43.5	34.8	37.5	30.0
UCI224G	N/A	N/A	N/A	N/A	56.5	45.2	50.0	40.0	45.5	36.4
UCI274C	N/A	N/A	N/A	N/A	60.0	48.0	50.0	40.0	45.0	36.0
UCI274D	N/A	N/A	N/A	N/A	68.0	54.4	60.0	48.0	54.0	43.2

1. Available in single bearing only
3. Auxiliary winding option available



4 POLE Single Phase




Reconnectable Double Delta 240V

**50Hz/1500rpm
0.8 Power Factor**

2 of 2

Winding 311	TEMPERATURE RISE									
	Standby 163/27		Standby 150/40		Continuous 125/40 (H)		Continuous 105/40 (F)		Continuous 80/40 (B)	
Model	kVA	kW	kVA	kW	kVA	kW	kVA	kW	kVA	kW
UCI274E	N/A	N/A	N/A	N/A	85.0	68.0	75.0	60.0	67.5	54.0
UCI274F	N/A	N/A	N/A	N/A	96.0	76.8	87.0	69.6	75.0	60.0
UCI274G	N/A	N/A	N/A	N/A	108.0	86.4	98.7	78.9	85.4	68.3
UCI274H	N/A	N/A	N/A	N/A	120.0	96.0	110.0	88.0	93.8	75.0
HCI444C	N/A	N/A	N/A	N/A	125.0	100.0	115.0	92.0	100.0	80.0
S4L1S-C	N/A	N/A	N/A	N/A	125.0	100.0	115.0	92.0	100.0	80.0
UCDI274J	N/A	N/A	N/A	N/A	138.0	110.4	126.0	100.8	108.0	86.4
UCDI274K	N/A	N/A	N/A	N/A	150.0	120.0	137.0	109.6	120.0	96.0
HCI444D	N/A	N/A	N/A	N/A	150.0	120.0	140.0	112.0	120.0	96.0
S4L1S-D	N/A	N/A	N/A	N/A	150.0	120.0	140.0	112.0	120.0	96.0
HCI444E	N/A	N/A	N/A	N/A	175.0	140.0	160.0	128.0	140.0	112.0
S4L1S-E	N/A	N/A	N/A	N/A	175.0	140.0	160.0	128.0	140.0	112.0
HCI544C	N/A	N/A	N/A	N/A	180.0	144.0	160.0	128.0	140.0	112.0
HCI544D	N/A	N/A	N/A	N/A	200.0	160.0	180.0	144.0	155.0	124.0
S4L1S-F	N/A	N/A	N/A	N/A	200.0	160.0	185.0	148.0	160.0	128.0
HCI444F	N/A	N/A	N/A	N/A	200.0	160.0	185.0	148.0	160.0	128.0
HCI544E	N/A	N/A	N/A	N/A	240.0	192.0	220.0	176.0	190.0	152.0
HCI544F	N/A	N/A	N/A	N/A	265.0	212.0	245.0	196.0	215.0	172.0



4 POLE Single Phase



Dedicated **Series** 220V **60Hz/1800rpm**
Parallel 110V **0.8 Power Factor**

Winding 06	TEMPERATURE RISE									
	Standby 163/27		Standby 150/40		Continuous 125/40 (H)		Continuous 105/40 (F)		Continuous 80/40 (B)	
Model	kVA	kW	kVA	kW	kVA	kW	kVA	kW	kVA	kW
PI044D	6.4	5.1	6.2	4.9	5.8	4.6	5.2	4.1	4.6	3.6
PI044E	8.5	6.8	8.3	6.6	7.7	6.1	7.0	5.6	6.2	4.9
PI044F	10.6	8.4	10.4	8.3	9.6	7.6	8.8	7.0	7.7	6.1
PI044G	12.7	10.1	12.5	10.0	11.6	9.2	10.6	8.4	9.2	7.3
PI044H	14.8	11.8	14.6	11.6	13.5	10.8	12.3	9.8	10.8	8.6
PI144D	17.2	13.7	16.8	13.4	15.7	12.5	14.3	11.4	12.5	10.0
PI144E	21.5	17.2	21.1	16.8	19.6	15.6	17.8	14.2	15.7	12.5
PI144F	23.7	18.9	23.2	18.5	21.5	17.2	19.6	15.6	17.2	13.7
PI144G	25.8	20.6	25.3	20.2	23.5	18.8	21.5	17.2	18.8	15.0
PI144H	30.2	24.1	29.4	23.5	27.4	21.9	25.1	20.0	21.9	17.5
PI144J	35.2	28.1	34.5	27.6	31.3	25.0	28.6	22.8	25.1	20.0
PI144K	36.7	29.3	35.2	28.1	33.0	26.4	31.0	24.8	25.7	20.5
UCI224C	N/A	N/A	N/A	N/A	37.5	30.0	33.8	27.0	29.5	23.6
UCI224D	N/A	N/A	N/A	N/A	44.0	35.2	40.0	32.0	35.2	28.1
UCI224E	N/A	N/A	N/A	N/A	50.0	40.0	47.3	37.8	39.5	31.6
UCI224F	N/A	N/A	N/A	N/A	60.0	48.0	56.9	45.5	47.5	38.0
UCI224G	N/A	N/A	N/A	N/A	70.0	56.0	65.6	52.4	55.0	44.0
UCI274C	N/A	N/A	N/A	N/A	84.0	67.2	75.0	60.0	63.8	51.0
UCI274D	N/A	N/A	N/A	N/A	96.0	76.8	87.5	70.0	71.3	57.0
UCI274E	N/A	N/A	N/A	N/A	112.0	89.6	100.0	80.0	82.5	66.0
UCI274F	N/A	N/A	N/A	N/A	135.0	108.0	125.0	100.0	100.0	80.0
UCI274G	N/A	N/A	N/A	N/A	150.0	120.0	137.5	110.0	118.8	95.0
UCI274H	N/A	N/A	N/A	N/A	156.3	125.0	143.8	115.0	125.0	100.0
HCI444E	N/A	N/A	N/A	N/A	200.0	160.0	183.0	146.4	160.0	128.0
S4L1S-E	N/A	N/A	N/A	N/A	200.0	160.0	183.0	146.4	160.0	128.0
S4L1S-F	N/A	N/A	N/A	N/A	250.0	200.0	N/A	N/A	N/A	N/A



4 POLE Single Phase



Dedicated **Series** 220V **60Hz/1800rpm**
Parallel 110V **1.0 Power Factor**

Winding 06	TEMPERATURE RISE									
	Standby 163/27		Standby 150/40		Continuous 125/40 (H)		Continuous 105/40 (F)		Continuous 80/40 (B)	
Model	kVA	kW	kVA	kW	kVA	kW	kVA	kW	kVA	kW
PI044D	8.3	8.3	8.1	8.1	7.5	7.5	6.8	6.8	6.0	6.0
PI044E	11.0	11.0	10.8	10.8	10.0	10.0	9.1	9.1	8.0	8.0
PI044F	13.8	13.8	13.5	13.5	12.5	12.5	11.3	11.3	10.0	10.0
PI044G	16.5	16.5	16.2	16.2	15.0	15.0	13.6	13.6	12.0	12.0
PI044H	19.3	19.3	18.9	18.9	17.5	17.5	15.9	15.9	14.0	14.0
PI144D	23.1	23.1	22.6	22.6	21.0	21.0	19.1	19.1	16.8	16.8
PI144E	27.5	27.5	26.9	26.9	25.0	25.0	22.8	22.8	20.0	20.0
PI144F	30.3	30.3	29.6	29.6	27.5	27.5	25.0	25.0	22.0	22.0
PI144G	33.0	33.0	32.3	32.3	30.0	30.0	27.3	27.3	24.0	24.0
PI144H	38.5	38.5	37.6	37.6	35.0	35.0	31.9	31.9	28.0	28.0
UCI224C	N/A	N/A	N/A	N/A	37.5	37.5	33.8	33.8	29.5	29.5
PI144J	44.0	44.0	43.0	43.0	40.0	40.0	36.4	36.4	32.0	32.0
PI144K	46.2	46.2	45.2	45.2	42.0	42.0	38.2	38.2	33.6	33.6
UCI224D	N/A	N/A	N/A	N/A	44.0	44.0	40.0	40.0	35.2	35.2
UCI224E	N/A	N/A	N/A	N/A	50.0	50.0	47.3	47.3	39.5	39.5
UCI224F	N/A	N/A	N/A	N/A	60.0	60.0	56.9	56.9	47.5	47.5
UCI224G	N/A	N/A	N/A	N/A	75.0	75.0	65.6	65.6	55.0	55.0
UCI274C	N/A	N/A	N/A	N/A	90.0	90.0	75.0	75.0	N/A	N/A
UCI274D	N/A	N/A	N/A	N/A	100.0	100.0	87.5	87.5	N/A	N/A
UCI274E	N/A	N/A	N/A	N/A	115.0	115.0	100.0	100.0	N/A	N/A
UCI274F	N/A	N/A	N/A	N/A	135.0	135.0	125.0	125.0	N/A	N/A
UCI274G	N/A	N/A	N/A	N/A	150.0	150.0	137.5	137.5	N/A	N/A
UCI274H	N/A	N/A	N/A	N/A	156.3	156.3	143.8	143.8	N/A	N/A
HCI444E	N/A	N/A	N/A	N/A	200.0	200.0	183.0	183.0	160.0	160.0
S4L1S-E	N/A	N/A	N/A	N/A	200.0	200.0	183.0	183.0	160.0	160.0
S4L1S-F	N/A	N/A	N/A	N/A	250.0	250.0	N/A	N/A	N/A	N/A



4 POLE Single Phase



Dedicated **Series** 230V **60Hz/1800rpm**
Parallel 115V **0.8 Power Factor**

Winding 06	TEMPERATURE RISE									
	Standby 163/27		Standby 150/40		Continuous 125/40 (H)		Continuous 105/40 (F)		Continuous 80/40 (B)	
Model	kVA	kW	kVA	kW	kVA	kW	kVA	kW	kVA	kW
PI044D	6.6	5.2	6.5	5.2	6.0	4.8	5.5	4.4	4.8	3.8
PI044E	8.8	7.0	8.7	6.9	8.0	6.4	7.3	5.8	6.4	5.1
PI044F	11.1	8.8	10.9	8.7	10.1	8.0	9.2	7.3	8.0	6.4
PI044G	13.3	10.6	13.0	10.4	12.1	9.6	11.0	8.8	9.6	7.6
PI044H	15.5	12.4	15.2	12.1	14.1	11.2	12.9	10.3	11.3	9.0
PI144D	18.0	14.4	17.6	14.0	16.3	13.0	14.9	11.9	13.1	10.4
PI144E	22.5	18.0	22.0	17.6	20.4	16.3	18.6	14.8	16.3	13.0
PI144F	24.7	19.7	24.2	19.3	22.5	18.0	20.4	16.3	18.0	14.4
PI144G	27.0	21.6	26.4	21.1	24.5	19.6	22.5	18.0	19.6	15.6
PI144H	31.5	25.2	30.6	24.4	28.6	22.8	26.2	20.9	22.9	18.3
PI144J	36.8	29.4	36.0	28.8	32.7	26.1	29.8	23.8	26.2	20.9
PI144K	38.2	30.5	36.8	29.4	34.0	27.2	32.3	25.8	26.9	21.5
UCI224C	N/A	N/A	N/A	N/A	37.5	30.0	33.8	27.0	29.5	23.6
UCI224D	N/A	N/A	N/A	N/A	44.0	35.2	40.0	32.0	35.2	28.1
UCI224E	N/A	N/A	N/A	N/A	50.0	40.0	47.3	37.8	39.5	31.6
UCI224F	N/A	N/A	N/A	N/A	60.0	48.0	56.9	45.5	47.5	38.0
UCI224G	N/A	N/A	N/A	N/A	70.0	56.0	65.6	52.4	55.0	44.0
UCI274C	N/A	N/A	N/A	N/A	84.0	67.2	75.0	60.0	63.8	51.0
UCI274D	N/A	N/A	N/A	N/A	96.0	76.8	87.5	70.0	71.3	57.0
UCI274E	N/A	N/A	N/A	N/A	112.0	89.6	100.0	80.0	82.5	66.0
UCI274F	N/A	N/A	N/A	N/A	135.0	108.0	125.0	100.0	100.0	80.0
UCI274G	N/A	N/A	N/A	N/A	150.0	120.0	137.5	110.0	118.8	95.0
UCI274H	N/A	N/A	N/A	N/A	156.3	125.0	143.8	115.0	125.0	100.0
HCI444E	N/A	N/A	N/A	N/A	200.0	160.0	183.0	146.4	160.0	128.0
S4L1S-E	N/A	N/A	N/A	N/A	200.0	160.0	183.0	146.4	160.0	128.0
S4L1S-F	N/A	N/A	N/A	N/A	250.0	200.0	N/A	N/A	N/A	N/A



4 POLE Single Phase



Dedicated **Series** 230V **60Hz/1800rpm**
Parallel 115V **1.0 Power Factor**

Winding 06	TEMPERATURE RISE									
	Standby 163/27		Standby 150/40		Continuous 125/40 (H)		Continuous 105/40 (F)		Continuous 80/40 (B)	
Model	kVA	kW	kVA	kW	kVA	kW	kVA	kW	kVA	kW
PI044D	8.3	8.3	8.1	8.1	7.5	7.5	6.8	6.8	6.0	6.0
PI044E	11.0	11.0	10.8	10.8	10.0	10.0	9.1	9.1	8.0	8.0
PI044F	13.8	13.8	13.5	13.5	12.5	12.5	11.3	11.3	10.0	10.0
PI044G	16.5	16.5	16.2	16.2	15.0	15.0	13.6	13.6	12.0	12.0
PI044H	19.3	19.3	18.9	18.9	17.5	17.5	15.9	15.9	14.0	14.0
PI144D	23.1	23.1	22.6	22.6	21.0	21.0	19.1	19.1	16.8	16.8
PI144E	27.5	27.5	26.9	26.9	25.0	25.0	22.8	22.8	20.0	20.0
PI144F	30.3	30.3	29.6	29.6	27.5	27.5	25.0	25.0	22.0	22.0
PI144G	33.0	33.0	32.3	32.3	30.0	30.0	27.3	27.3	24.0	24.0
PI144H	38.5	38.5	37.6	37.6	35.0	35.0	31.9	31.9	28.0	28.0
UCI224C	N/A	N/A	N/A	N/A	37.5	37.5	33.8	33.8	29.5	29.5
PI144J	44.0	44.0	43.0	43.0	40.0	40.0	36.4	36.4	32.0	32.0
PI144K	46.2	46.2	45.2	45.2	42.0	42.0	38.2	38.2	33.6	33.6
UCI224D	N/A	N/A	N/A	N/A	44.0	44.0	40.0	40.0	35.2	35.2
UCI224E	N/A	N/A	N/A	N/A	50.0	50.0	47.3	47.3	39.5	39.5
UCI224F	N/A	N/A	N/A	N/A	60.0	60.0	56.9	56.9	47.5	47.5
UCI224G	N/A	N/A	N/A	N/A	75.0	75.0	65.6	65.6	55.0	55.0
UCI274C	N/A	N/A	N/A	N/A	90.0	90.0	75.0	75.0	N/A	N/A
UCI274D	N/A	N/A	N/A	N/A	100.0	100.0	87.5	87.5	N/A	N/A
UCI274E	N/A	N/A	N/A	N/A	115.0	115.0	100.0	100.0	N/A	N/A
UCI274F	N/A	N/A	N/A	N/A	135.0	135.0	125.0	125.0	N/A	N/A
UCI274G	N/A	N/A	N/A	N/A	150.0	150.0	137.5	137.5	N/A	N/A
UCI274H	N/A	N/A	N/A	N/A	156.3	156.3	143.8	143.8	N/A	N/A
HCI444E	N/A	N/A	N/A	N/A	200.0	200.0	183.0	183.0	160.0	160.0
S4L1S-E	N/A	N/A	N/A	N/A	200.0	200.0	183.0	183.0	160.0	160.0
S4L1S-F	N/A	N/A	N/A	N/A	250.0	250.0	N/A	N/A	N/A	N/A



4 POLE Single Phase



Dedicated **Series** 240V **60Hz/1800rpm**
Parallel 120V **0.8 Power Factor**

Winding 06	TEMPERATURE RISE									
	Standby 163/27		Standby 150/40		Continuous 125/40 (H)		Continuous 105/40 (F)		Continuous 80/40 (B)	
Model	kVA	kW	kVA	kW	kVA	kW	kVA	kW	kVA	kW
PI044D	6.9	5.5	6.8	5.4	6.3	5.0	5.7	4.5	5.0	4.0
PI044E	9.2	7.3	9.0	7.2	8.4	6.7	7.6	6.0	6.7	5.3
S0L1-J 1	9.8	7.8	9.5	7.6	9.0	7.2	8.1	6.4	7.2	5.7
PI044F	11.5	9.2	11.3	9.0	10.5	8.4	9.5	7.6	8.4	6.7
S0L1-S 1	13.1	10.4	12.7	10.1	12.0	9.6	10.8	8.6	9.6	7.6
PI044G	13.8	11.0	13.6	10.8	12.6	10.0	11.5	9.2	10.1	8.0
S0L2-G 1, 3	15.8	12.6	15.4	12.3	14.5	11.6	13.1	10.4	11.6	9.2
PI044H	16.1	12.8	15.8	12.6	14.7	11.7	13.4	10.7	11.7	9.3
PI144D	18.7	14.9	18.3	14.6	17.0	13.6	15.5	12.4	13.6	10.8
S0L2-M 1, 3	21.2	16.9	20.5	16.4	19.3	15.4	17.4	13.9	15.4	12.3
PI144E	23.4	18.7	22.9	18.3	21.3	17.0	19.4	15.5	17.0	13.6
PI144F	25.8	20.6	25.2	20.1	23.4	18.7	21.3	17.0	18.7	14.9
S0L2-U 1, 3	26.4	21.1	25.6	20.4	24.0	19.2	21.7	17.3	19.2	15.3
PI144G	28.1	22.4	27.5	22.0	25.5	20.4	23.4	18.7	20.4	16.3
S1L2-G 1, 3	30.0	24.0	28.6	22.8	27.0	21.6	24.4	19.5	21.6	17.2
S1L2-H 1, 3	31.9	25.5	30.7	24.5	29.0	23.2	26.2	20.9	23.2	18.5
PI144H	32.8	26.2	31.9	25.5	29.8	23.8	27.2	21.7	23.8	19.0
PI144J	38.3	30.6	37.5	30.0	34.1	27.2	31.1	24.8	27.2	21.7
S1L2-K 1, 3	36.9	29.5	35.6	28.4	33.5	26.8	30.4	24.3	26.8	21.4
PI144K	39.8	31.8	38.3	30.6	35.0	28.0	33.8	27.0	28.0	22.4
S1L2-N 1, 3	40.6	32.4	38.6	30.8	36.5	29.2	33.0	26.4	30.8	24.6
UCI224C	N/A	N/A	N/A	N/A	37.5	30.0	33.8	27.0	29.5	23.6
UCI224D	N/A	N/A	N/A	N/A	44.0	35.2	40.0	32.0	35.2	28.1
UCI224E	N/A	N/A	N/A	N/A	50.0	40.0	47.3	37.8	39.5	31.6
UCI224F	N/A	N/A	N/A	N/A	60.0	48.0	56.9	45.5	47.5	38.0
UCI224G	N/A	N/A	N/A	N/A	70.0	56.0	65.6	52.4	55.0	44.0
UCI274C	N/A	N/A	N/A	N/A	84.0	67.2	75.0	60.0	63.8	51.0
UCI274D	N/A	N/A	N/A	N/A	96.0	76.8	87.5	70.0	71.3	57.0
UCI274E	N/A	N/A	N/A	N/A	112.0	89.6	100.0	80.0	82.5	66.0
UCI274F	N/A	N/A	N/A	N/A	135.0	108.0	125.0	100.0	100.0	80.0
UCI274G	N/A	N/A	N/A	N/A	150.0	120.0	137.5	110.0	118.8	95.0
UCI274H	N/A	N/A	N/A	N/A	156.3	125.0	143.8	115.0	125.0	100.0
UCDI274J	N/A	N/A	N/A	N/A	175.0	140.0	160.0	128.0	N/A	N/A
UCDI274K	N/A	N/A	N/A	N/A	200.0	160.0	160.0	128.0	N/A	N/A
HCI444E	N/A	N/A	N/A	N/A	200.0	160.0	183.0	146.4	160.0	128.0
S4L1S-E	N/A	N/A	N/A	N/A	200.0	160.0	183.0	146.4	160.0	128.0
S4L1S-F	N/A	N/A	N/A	N/A	250.0	200.0	N/A	N/A	N/A	N/A

1. Available in single bearing only
 3. Auxiliary winding option available



4 POLE Single Phase



Dedicated **Series** 240V **60Hz/1800rpm**
Parallel 120V **1.0 Power Factor**

Winding 06	TEMPERATURE RISE									
	Standby 163/27		Standby 150/40		Continuous 125/40 (H)		Continuous 105/40 (F)		Continuous 80/40 (B)	
Model	kVA	kW	kVA	kW	kVA	kW	kVA	kW	kVA	kW
PI044D	8.3	8.3	8.1	8.1	7.5	7.5	6.8	6.8	6.0	6.0
S0L1-J 1	10.6	10.6	10.3	10.3	9.7	9.7	8.7	8.7	7.8	7.8
PI044E	11.0	11.0	10.8	10.8	10.0	10.0	9.1	9.1	8.0	8.0
PI044F	13.8	13.8	13.5	13.5	12.5	12.5	11.3	11.3	10.0	10.0
S0L1-S 1	14.1	14.1	13.7	13.7	13.0	13.0	11.7	11.7	10.4	10.4
PI044G	16.5	16.5	16.2	16.2	15.0	15.0	13.6	13.6	12.0	12.0
S0L2-G 1, 3	17.1	17.1	16.6	16.6	15.6	15.6	14.1	14.1	12.5	12.5
PI044H	19.3	19.3	18.9	18.9	17.5	17.5	15.9	15.9	14.0	14.0
S0L2-M 1, 3	22.9	22.9	22.2	22.2	20.8	20.8	18.8	18.8	16.6	16.6
PI144D	23.1	23.1	22.6	22.6	21.0	21.0	19.1	19.1	16.8	16.8
PI144E	27.5	27.5	26.9	26.9	25.0	25.0	22.8	22.8	20.0	20.0
S0L2-U 1, 3	28.5	28.5	27.6	27.6	25.9	25.9	23.5	23.5	20.7	20.7
PI144F	30.3	30.3	29.6	29.6	27.5	27.5	25.0	25.0	22.0	22.0
S1L2-G 1, 3	32.4	32.4	30.9	30.9	29.2	29.2	26.4	26.4	23.3	23.3
PI144G	33.0	33.0	32.3	32.3	30.0	30.0	27.3	27.3	24.0	24.0
S1L2-H 1, 3	34.4	34.4	33.2	33.2	31.3	31.3	28.3	28.3	25.0	25.0
PI144H	38.5	38.5	37.6	37.6	35.0	35.0	31.9	31.9	28.0	28.0
UCI224C	N/A	N/A	43.0	43.0	37.5	37.5	33.8	33.8	29.5	29.5
S1L2-K 1, 3	41.3	41.3	39.8	39.8	37.5	37.5	34.0	34.0	30.0	30.0
PI144J	44.0	44.0	43.0	43.0	40.0	40.0	36.4	36.4	32.0	32.0
S1L2-N 1, 3	44.4	44.4	42.3	42.3	40.0	40.0	36.2	36.2	33.3	33.3
PI144K	46.2	46.2	45.2	45.2	42.0	42.0	38.2	38.2	33.6	33.6
UCI224D	N/A	N/A	50.0	50.0	44.0	44.0	40.0	40.0	35.2	35.2
UCI224E	N/A	N/A	57.5	57.5	50.0	50.0	47.3	47.3	39.5	39.5
UCI224F	N/A	N/A	69.0	69.0	60.0	60.0	56.9	56.9	47.5	47.5
UCI224G	N/A	N/A	82.0	82.0	75.0	75.0	65.6	65.6	55.0	55.0
UCI274C	N/A	N/A	100.0	100.0	90.0	90.0	75.0	75.0	N/A	N/A
UCI274D	N/A	N/A	117.0	117.0	100.0	100.0	87.5	87.5	N/A	N/A
UCI274E	N/A	N/A	122.0	122.0	115.0	115.0	100.0	100.0	N/A	N/A
UCI274F	N/A	N/A	147.0	147.0	135.0	135.0	125.0	125.0	N/A	N/A
UCI274G	N/A	N/A	162.0	162.0	150.0	150.0	137.5	137.5	N/A	N/A
UCI274H	N/A	N/A	172.0	172.0	156.3	156.3	143.8	143.8	N/A	N/A
UCDI274J	N/A	N/A	N/A	N/A	175.0	175.0	160.0	160.0	N/A	N/A
UCDI274K	N/A	N/A	N/A	N/A	200.0	200.0	160.0	160.0	N/A	N/A
HCI444E	N/A	N/A	N/A	N/A	200.0	200.0	183.0	183.0	160.0	160.0
S4L1S-E	N/A	N/A	N/A	N/A	200.0	200.0	183.0	183.0	160.0	160.0
S4L1S-F	N/A	N/A	N/A	N/A	250.0	250.0	N/A	N/A	N/A	N/A

1. Available in single bearing only
 3. Auxiliary winding option available



4 POLE Single Phase



Reconnectable Double Delta 220V 60Hz/1800rpm 0.8 Power Factor

1 of 2

Winding 311	TEMPERATURE RISE									
	Standby 163/27		Standby 150/40		Continuous 125/40 (H)		Continuous 105/40 (F)		Continuous 80/40 (B)	
Model	kVA	kW	kVA	kW	kVA	kW	kVA	kW	kVA	kW
PI044D	5.0	4.0	4.9	3.9	4.6	3.6	4.1	3.2	3.6	2.8
S0L1-D 1	5.0	4.0	5.0	4.0	4.6	3.6	4.2	3.3	N/A	N/A
PI044E	6.7	5.3	6.6	5.2	6.1	4.8	5.5	4.4	4.9	3.9
S0L1-H 1	6.7	5.3	6.6	5.2	6.1	4.8	5.6	4.4	N/A	N/A
PI044F	8.3	6.6	8.2	6.5	7.6	6.0	6.9	5.5	6.1	4.8
S0L1-L 1	8.4	6.7	8.3	6.6	7.7	6.1	7.0	5.6	N/A	N/A
PI044G	10.0	8.0	9.8	7.8	9.1	7.2	8.3	6.6	7.3	5.8
S0L1-P 1	10.1	8.0	9.9	7.9	9.2	7.3	8.4	6.7	N/A	N/A
PI044H	11.7	9.3	11.5	9.2	10.6	8.4	9.7	7.7	8.5	6.8
S0L2-F 1, 3	11.8	9.4	11.6	9.2	10.7	8.5	9.9	7.9	N/A	N/A
PI144D	13.4	10.7	13.1	10.4	12.1	9.6	11.1	8.8	9.7	7.7
S0L2-G 1, 3	13.5	10.8	13.2	10.5	12.2	9.7	11.3	9.0	N/A	N/A
PI144E	16.7	13.3	16.3	13.0	15.2	12.1	13.8	11.0	12.1	9.6
S0L2-M 1, 3	16.8	13.4	16.5	13.2	15.3	12.2	14.1	11.2	N/A	N/A
PI144F	18.4	14.7	18.0	14.4	16.7	13.3	15.2	12.1	13.4	10.7
PI144G	20.0	16.0	19.6	15.6	18.2	14.5	16.7	13.3	14.6	11.6
S0L2-P 1, 3	20.2	16.1	19.8	15.8	18.4	14.7	16.9	13.5	N/A	N/A
PI144H	23.4	18.7	22.8	18.2	21.3	17.0	19.4	15.5	17.0	13.6
S1L2-J 1, 3	23.6	18.8	23.1	18.4	21.4	17.1	19.7	15.7	N/A	N/A
PI144J	27.3	21.8	26.7	21.3	24.3	19.4	22.2	17.7	19.4	15.5
S1L2-K 1, 3	26.9	21.5	26.4	21.1	24.5	19.6	22.5	18.0	N/A	N/A
PI144K	30.4	24.3	29.3	23.4	27.0	21.6	25.0	20.0	21.8	17.4
S1L2-N 1, 3	30.3	24.2	29.7	23.7	27.5	22.0	25.3	20.2	N/A	N/A
UCI224C	N/A	N/A	N/A	N/A	30.5	24.4	27.5	22.0	23.5	18.8
S1L2-R 1, 3	33.7	26.9	33.0	26.4	30.6	24.4	28.2	22.5	N/A	N/A
UCI224D	N/A	N/A	N/A	N/A	36.5	29.2	32.1	25.6	27.8	22.2
S1L2-Y 1, 3	42.1	33.6	41.3	33.0	38.3	30.6	35.2	28.1	N/A	N/A
UCI224E	N/A	N/A	N/A	N/A	41.3	33.0	38.1	30.4	32.3	25.8
UCI224F	N/A	N/A	N/A	N/A	50.0	40.0	45.6	36.4	39.4	31.5
UCI224G	N/A	N/A	N/A	N/A	56.9	45.5	53.1	42.4	45.6	36.4
UCI274C	N/A	N/A	N/A	N/A	61.3	49.0	53.1	42.4	45.6	36.4
UCI274D	N/A	N/A	N/A	N/A	72.0	57.6	66.0	52.8	54.0	43.2
UCI274E	N/A	N/A	N/A	N/A	84.0	67.2	76.5	61.2	65.6	52.4

1. Available in single bearing only
 3. Auxiliary winding option available



4 POLE Single Phase




Reconnectable Double Delta 220V 60Hz/1800rpm 0.8 Power Factor

2 of 2

Winding 311	TEMPERATURE RISE									
	Standby 163/27		Standby 150/40		Continuous 125/40 (H)		Continuous 105/40 (F)		Continuous 80/40 (B)	
Model	kVA	kW	kVA	kW	kVA	kW	kVA	kW	kVA	kW
UCI274F	N/A	N/A	N/A	N/A	97.5	78.0	87.5	70.0	75.0	60.0
UCI274G	N/A	N/A	N/A	N/A	110.5	88.4	102.8	82.2	87.4	69.9
UCI274H	N/A	N/A	N/A	N/A	127.5	102.0	120.0	96.0	100.0	80.0
S4L1S-C	N/A	N/A	N/A	N/A	130.0	104.0	120.0	96.0	105.0	84.0
HCI444C	N/A	N/A	N/A	N/A	130.0	104.0	120.0	96.0	105.0	84.0
S4L1D-C	N/A	N/A	N/A	N/A	130.0	104.0	120.0	96.0	105.0	84.0
UCDI274J	N/A	N/A	N/A	N/A	150.0	120.0	135.0	108.0	116.0	92.8
UCDI274K	N/A	N/A	N/A	N/A	155.0	124.0	142.0	113.6	124.0	99.2
HCI444D	N/A	N/A	N/A	N/A	155.0	124.0	145.0	116.0	125.0	100.0
S4L1S-D	N/A	N/A	N/A	N/A	155.0	124.0	145.0	116.0	125.0	100.0
S4L1D-D	N/A	N/A	N/A	N/A	155.0	124.0	145.0	116.0	125.0	100.0
HCI444E	N/A	N/A	N/A	N/A	185.0	148.0	165.0	132.0	145.0	116.0
S4L1S-E	N/A	N/A	N/A	N/A	185.0	148.0	165.0	132.0	145.0	116.0
S4L1S-E	N/A	N/A	N/A	N/A	185.0	148.0	165.0	132.0	145.0	116.0
HCI544C	N/A	N/A	N/A	N/A	192.0	153.6	175.0	140.0	153.0	122.4
HCI544D	N/A	N/A	N/A	N/A	210.0	168.0	188.0	150.4	163.0	130.4
HCI444F	N/A	N/A	N/A	N/A	210.0	168.0	195.0	156.0	170.0	136.0
S4L1S-F	N/A	N/A	N/A	N/A	210.0	168.0	195.0	156.0	170.0	136.0
S4L1D-F	4	N/A	N/A	N/A	210.0	168.0	195.0	156.0	170.0	136.0
S4L1D-G	4	N/A	N/A	N/A	231.0	184.8	214.0	171.2	187.0	149.6
HCI544E	N/A	N/A	N/A	N/A	250.0	200.0	228.0	182.4	200.0	160.0
HCI544F	N/A	N/A	N/A	N/A	269.0	215.2	250.0	200.0	220.0	176.0

4. 4% derate applied when fitted with SAE 0.5 voluted adapter



4 POLE Single Phase



Reconnectable Double Delta 220V 60Hz/1800rpm 1.0 Power Factor

1 of 2

Winding 311	TEMPERATURE RISE									
	Standby 163/27		Standby 150/40		Continuous 125/40 (H)		Continuous 105/40 (F)		Continuous 80/40 (B)	
Model	kVA	kW	kVA	kW	kVA	kW	kVA	kW	kVA	kW
S0L1-D 1	5.7	5.7	5.6	5.6	5.2	5.2	4.8	4.8	N/A	N/A
PI044D	6.0	6.0	5.9	5.9	5.5	5.5	4.9	4.9	4.3	4.3
S0L1-H 1	7.6	7.6	7.5	7.5	6.9	6.9	6.4	6.4	N/A	N/A
PI044E	8.0	8.0	7.9	7.9	7.3	7.3	6.6	6.6	5.9	5.9
S0L1-L 1	9.5	9.5	9.3	9.3	8.6	8.6	8.0	8.0	N/A	N/A
PI044F	10.0	10.0	9.8	9.8	9.1	9.1	8.3	8.3	7.3	7.3
S0L1-P 1	11.4	11.4	11.2	11.2	10.4	10.4	9.5	9.5	N/A	N/A
PI044G	12.0	12.0	11.8	11.8	10.9	10.9	10.0	10.0	8.8	8.8
S0L2-F 1, 3	13.3	13.3	13.1	13.1	12.1	12.1	11.1	11.1	N/A	N/A
PI044H	14.0	14.0	13.8	13.8	12.7	12.7	11.6	11.6	10.2	10.2
PI144D	14.5	14.5	14.1	14.1	13.1	13.1	12.0	12.0	10.5	10.5
S0L2-G 1, 3	15.2	15.2	14.9	14.9	13.8	13.8	12.7	12.7	N/A	N/A
PI144E	18.0	18.0	17.6	17.6	16.4	16.4	14.9	14.9	13.1	13.1
S0L2-M 1, 3	19.0	19.0	18.7	18.7	17.3	17.3	15.9	15.9	N/A	N/A
PI144F	19.9	19.9	19.4	19.4	18.0	18.0	16.4	16.4	14.5	14.5
PI144G	21.6	21.6	21.2	21.2	19.7	19.7	18.0	18.0	15.8	15.8
S0L2-P 1, 3	22.8	22.8	22.4	22.4	20.7	20.7	19.1	19.1	N/A	N/A
PI144H	25.3	25.3	24.6	24.6	23.0	23.0	21.0	21.0	18.4	18.4
S1L2-J 1, 3	26.6	26.6	26.1	26.1	24.2	24.2	22.3	22.3	N/A	N/A
PI144J	29.5	29.5	28.8	28.8	26.2	26.2	24.0	24.0	21.0	21.0
S1L2-K 1, 3	30.4	30.4	29.9	29.9	27.7	27.7	25.4	25.4	N/A	N/A
PI144K	32.8	32.8	31.6	31.6	29.0	29.0	27.0	27.0	23.5	23.5
UCI224C	N/A	N/A	N/A	N/A	30.5	30.5	27.5	27.5	23.5	23.5
S1L2-N 1, 3	34.2	34.2	33.6	33.6	31.1	31.1	28.6	28.6	N/A	N/A
S1L2-R 1, 3	38.0	38.0	37.3	37.3	34.6	34.6	31.8	31.8	N/A	N/A
UCI224D	N/A	N/A	N/A	N/A	36.5	36.5	32.1	32.1	27.8	27.8
UCI224E	N/A	N/A	N/A	N/A	41.3	41.3	38.1	38.1	32.3	32.3
S1L2-Y 1, 3	47.5	47.5	46.7	46.7	43.2	43.2	39.8	39.8	N/A	N/A
UCI224F	N/A	N/A	N/A	N/A	50.0	50.0	45.6	45.6	39.4	39.4
UCI224G	N/A	N/A	N/A	N/A	56.9	56.9	53.1	53.1	45.6	45.6
UCI274C	N/A	N/A	N/A	N/A	61.3	61.3	53.1	53.1	45.6	45.6
UCI274D	N/A	N/A	N/A	N/A	72.0	72.0	66.0	66.0	54.0	54.0

1. Available in single bearing only
 3. Auxiliary winding option available



4 POLE Single Phase



Reconnectable Double Delta 220V 60Hz/1800rpm 1.0 Power Factor

2 of 2

Winding 311	TEMPERATURE RISE									
	Standby 163/27		Standby 150/40		Continuous 125/40 (H)		Continuous 105/40 (F)		Continuous 80/40 (B)	
Model	kVA	kW	kVA	kW	kVA	kW	kVA	kW	kVA	kW
UCI274E	N/A	N/A	N/A	N/A	84.0	84.0	76.5	76.5	65.6	65.6
UCI274F	N/A	N/A	N/A	N/A	97.5	97.5	87.5	87.5	75.0	75.0
UCI274G	N/A	N/A	N/A	N/A	110.5	110.5	102.8	102.8	87.4	87.4
UCI274H	N/A	N/A	N/A	N/A	127.5	127.5	120.0	120.0	100.0	100.0
HCI444C	N/A	N/A	N/A	N/A	130.0	130.0	120.0	120.0	105.0	105.0
S4L1S-C	N/A	N/A	N/A	N/A	130.0	130.0	120.0	120.0	105.0	105.0
S4L1D-C	N/A	N/A	N/A	N/A	130.0	130.0	120.0	120.0	105.0	105.0
UCDI274J	N/A	N/A	N/A	N/A	150.0	150.0	135.0	135.0	116.0	116.0
UCDI274K	N/A	N/A	N/A	N/A	155.0	155.0	142.0	142.0	124.0	124.0
HCI444D	N/A	N/A	N/A	N/A	155.0	155.0	145.0	145.0	125.0	125.0
S4L1S-D	N/A	N/A	N/A	N/A	155.0	155.0	145.0	145.0	125.0	125.0
S4L1D-D	N/A	N/A	N/A	N/A	155.0	155.0	145.0	145.0	125.0	125.0
HCI444E	N/A	N/A	N/A	N/A	185.0	185.0	165.0	165.0	145.0	145.0
S4L1S-E	N/A	N/A	N/A	N/A	185.0	185.0	165.0	165.0	145.0	145.0
S4L1D-E	N/A	N/A	N/A	N/A	185.0	185.0	165.0	165.0	145.0	145.0
HCI544C	N/A	N/A	N/A	N/A	192.0	192.0	175.0	175.0	153.0	153.0
HCI544D	N/A	N/A	N/A	N/A	210.0	210.0	188.0	188.0	163.0	163.0
HCI444F	N/A	N/A	N/A	N/A	210.0	210.0	195.0	195.0	170.0	170.0
S4L1S-F	N/A	N/A	N/A	N/A	210.0	210.0	195.0	195.0	170.0	170.0
S4L1D-F	4	N/A	N/A	N/A	210.0	210.0	195.0	195.0	170.0	170.0
S4L1D-G	4	N/A	N/A	N/A	231.0	231.0	214.0	214.0	187.0	187.0
HCI544E	N/A	N/A	N/A	N/A	250.0	250.0	228.0	228.0	200.0	200.0
HCI544F	N/A	N/A	N/A	N/A	269.0	269.0	250.0	250.0	220.0	220.0

4. 4% derate applied when fitted with SAE 0.5 voluted adapter



4 POLE Single Phase



Reconnectable Double Delta 230V 60Hz/1800rpm 0.8 Power Factor

1 of 2

Winding 311	TEMPERATURE RISE									
	Standby 163/27		Standby 150/40		Continuous 125/40 (H)		Continuous 105/40 (F)		Continuous 80/40 (B)	
Model	kVA	kW	kVA	kW	kVA	kW	kVA	kW	kVA	kW
PI044D	5.2	4.1	5.1	4.0	4.8	3.8	4.3	3.4	3.8	3.0
S0L1-D 1	5.2	4.1	5.2	4.1	4.8	3.8	4.4	3.5	N/A	N/A
PI044E	7.0	5.6	6.8	5.4	6.3	5.0	5.8	4.6	5.1	4.0
S0L1-H 1	7.0	5.6	6.9	5.5	6.4	5.1	5.9	4.7	N/A	N/A
PI044F	8.7	6.9	8.6	6.8	7.9	6.3	7.2	5.7	6.3	5.0
S0L1-L 1	8.7	6.9	8.6	6.8	8.0	6.4	7.3	5.8	N/A	N/A
PI044G	10.5	8.4	10.3	8.2	9.5	7.6	8.7	6.9	7.6	6.0
S0L1-P 1	10.5	8.4	10.3	8.2	9.5	7.6	8.8	7.0	N/A	N/A
PI044H	12.2	9.7	12.0	9.6	11.1	8.8	10.1	8.0	8.9	7.1
S0L2-F 1, 3	12.2	9.7	12.0	9.6	11.1	8.8	10.2	8.1	N/A	N/A
PI144D	13.9	11.1	13.6	10.8	12.7	10.1	11.5	9.2	10.1	8.0
S0L2-G 1, 3	14.0	11.2	13.7	10.9	12.7	10.1	11.7	9.3	N/A	N/A
PI144E	17.4	13.9	17.0	13.6	15.8	12.6	14.4	11.5	12.7	10.1
S0L2-M 1, 3	17.5	14.0	17.2	13.7	15.9	12.7	14.6	11.6	N/A	N/A
PI144F	19.2	15.3	18.8	15.0	17.4	13.9	15.8	12.6	13.9	11.1
PI144G	20.9	16.7	20.4	16.3	19.0	15.2	17.4	13.9	15.2	12.1
S0L2-P 1, 3	21.0	16.8	20.6	16.4	19.1	15.2	17.6	14.0	N/A	N/A
S1L2-J 1, 3	24.0	19.2	23.6	18.8	21.8	17.4	20.1	16.0	N/A	N/A
PI144H	24.4	19.5	23.8	19.0	22.2	17.7	20.3	16.2	17.7	14.1
S1L2-K 1, 3	27.5	22.0	27.0	21.6	25.0	20.0	23.0	18.4	N/A	N/A
PI144J	28.5	22.8	27.9	22.3	25.3	20.2	23.1	18.4	20.3	16.2
S1L2-N 1, 3	30.9	24.7	30.3	24.2	28.1	22.4	25.8	20.6	N/A	N/A
PI144K	31.7	25.3	30.6	24.4	28.5	22.8	26.0	20.8	22.7	18.1
S1L2-R 1, 3	34.3	27.4	33.7	26.9	31.2	24.9	28.7	22.9	N/A	N/A
UCI224C	N/A	N/A	N/A	N/A	32.0	25.6	28.8	23.0	24.8	19.8
UCI224D	N/A	N/A	N/A	N/A	38.3	30.6	33.5	26.8	29.0	23.2
S1L2-Y 1, 3	42.9	34.3	42.1	33.6	39.0	31.2	35.9	28.7	N/A	N/A
UCI224E	N/A	N/A	N/A	N/A	43.1	34.4	40.0	32.0	34.0	27.2
UCI224F	N/A	N/A	N/A	N/A	52.5	42.0	47.5	38.0	41.3	33.0
UCI224G	N/A	N/A	N/A	N/A	59.4	47.5	55.6	44.4	47.5	38.0
UCI274C	N/A	N/A	N/A	N/A	64.4	51.5	55.6	44.4	48.1	38.4
UCI274D	N/A	N/A	N/A	N/A	75.0	60.0	68.8	55.0	57.0	45.6

1. Available in single bearing only
3. Auxiliary winding option available



4 POLE Single Phase



**Reconnectable Double Delta 230V 60Hz/1800rpm
0.8 Power Factor**

2 of 2

Winding 311	TEMPERATURE RISE									
	Standby 163/27		Standby 150/40		Continuous 125/40 (H)		Continuous 105/40 (F)		Continuous 80/40 (B)	
Model	kVA	kW	kVA	kW	kVA	kW	kVA	kW	kVA	kW
UCI274E	N/A	N/A	N/A	N/A	90.0	72.0	80.0	64.0	68.8	55.0
UCI274F	N/A	N/A	N/A	N/A	103.1	82.4	92.5	74.0	80.0	64.0
UCI274G	N/A	N/A	N/A	N/A	115.7	92.5	109.0	87.2	93.9	75.1
HCI444C	N/A	N/A	N/A	N/A	135.0	108.0	125.0	100.0	110.0	88.0
S4L1S-C	N/A	N/A	N/A	N/A	N/A	N/A	125.0	100.0	110.0	88.0
S4L1D-C	N/A	N/A	N/A	N/A	135.0	108.0	125.0	100.0	110.0	88.0
UCI274H	N/A	N/A	N/A	N/A	135.0	108.0	125.0	100.0	106.3	85.0
UCDI274J	N/A	N/A	N/A	N/A	157.0	125.6	145.0	116.0	122.0	97.6
HCI444D	N/A	N/A	N/A	N/A	165.0	132.0	155.0	124.0	135.0	108.0
S4L1S-D	N/A	N/A	N/A	N/A	165.0	132.0	155.0	124.0	135.0	108.0
S4L1D-D	N/A	N/A	N/A	N/A	165.0	132.0	155.0	124.0	135.0	108.0
UCDI274K	N/A	N/A	N/A	N/A	166.0	132.8	151.0	120.8	131.0	104.8
HCI444E	N/A	N/A	N/A	N/A	195.0	156.0	180.0	144.0	155.0	124.0
S4L1S-E	N/A	N/A	N/A	N/A	195.0	156.0	180.0	144.0	155.0	124.0
S4L1D-E	N/A	N/A	N/A	N/A	195.0	156.0	180.0	144.0	155.0	124.0
HCI544C	N/A	N/A	N/A	N/A	200.0	160.0	183.0	146.4	160.0	128.0
HCI444F	N/A	N/A	N/A	N/A	220.0	176.0	200.0	160.0	180.0	144.0
S4L1S-F	N/A	N/A	N/A	N/A	220.0	176.0	200.0	160.0	180.0	144.0
S4L1D-F	4	N/A	N/A	N/A	220.0	176.0	200.0	160.0	180.0	144.0
HCI544D	N/A	N/A	N/A	N/A	220.0	176.0	198.0	158.4	174.0	139.2
S4L1D-G	4	N/A	N/A	N/A	242.0	193.6	220.0	176.0	198.0	158.4
HCI544E	N/A	N/A	N/A	N/A	261.0	208.8	238.0	190.4	210.0	168.0
HCI544F	N/A	N/A	N/A	N/A	281.0	224.8	263.0	210.4	231.0	184.8

4. 4% derate applied when fitted with SAE 0.5 voluted adapter



4 POLE Single Phase

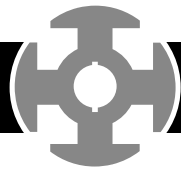


Reconnectable Double Delta 230V 60Hz/1800rpm 1.0 Power Factor

1 of 2

Winding 311	TEMPERATURE RISE									
	Standby 163/27		Standby 150/40		Continuous 125/40 (H)		Continuous 105/40 (F)		Continuous 80/40 (B)	
Model	kVA	kW	kVA	kW	kVA	kW	kVA	kW	kVA	kW
S0L1-D 1	5.9	5.9	5.8	5.8	5.4	5.4	5.0	5.0	N/A	N/A
PI044D	6.2	6.2	6.1	6.1	5.8	5.8	5.2	5.2	4.6	4.6
S0L1-H 1	7.9	7.9	7.8	7.8	7.2	7.2	6.6	6.6	N/A	N/A
PI044E	8.4	8.4	8.2	8.2	7.6	7.6	7.0	7.0	6.1	6.1
S0L1-L 1	9.9	9.9	9.7	9.7	9.0	9.0	8.3	8.3	N/A	N/A
PI044F	10.4	10.4	10.3	10.3	9.5	9.5	8.6	8.6	7.6	7.6
S0L1-P 1	11.9	11.9	11.6	11.6	10.8	10.8	9.9	9.9	N/A	N/A
PI044G	12.6	12.6	12.4	12.4	11.4	11.4	10.4	10.4	9.1	9.1
S0L2-F 1, 3	13.8	13.8	13.6	13.6	12.6	12.6	11.6	11.6	N/A	N/A
PI044H	14.6	14.6	14.4	14.4	13.3	13.3	12.1	12.1	10.7	10.7
PI144D	15.0	15.0	14.7	14.7	13.7	13.7	12.4	12.4	10.9	10.9
S0L2-G 1, 3	15.8	15.8	15.5	15.5	14.4	14.4	13.2	13.2	N/A	N/A
PI144E	18.8	18.8	18.4	18.4	17.1	17.1	15.6	15.6	13.7	13.7
S0L2-M 1, 3	19.8	19.8	19.4	19.4	18.0	18.0	16.5	16.5	N/A	N/A
PI144F	20.7	20.7	20.3	20.3	18.8	18.8	17.1	17.1	15.0	15.0
PI144G	22.6	22.6	22.0	22.0	20.5	20.5	18.8	18.8	16.4	16.4
S0L2-P 1, 3	23.7	23.7	23.3	23.3	21.6	21.6	19.8	19.8	N/A	N/A
PI144H	26.4	26.4	25.7	25.7	24.0	24.0	21.9	21.9	19.1	19.1
S1L2-J 1, 3	27.1	27.1	26.7	26.7	24.7	24.7	22.7	22.7	N/A	N/A
PI144J	30.8	30.8	30.1	30.1	27.3	27.3	24.9	24.9	21.9	21.9
S1L2-K 1, 3	31.0	31.0	30.5	30.5	28.2	28.2	25.9	25.9	N/A	N/A
PI144K	34.2	34.2	33.0	33.0	31.0	31.0	28.0	28.0	24.5	24.5
S1L2-N 1, 3	34.9	34.9	34.3	34.3	31.7	31.7	29.2	29.2	N/A	N/A
UCI224C	N/A	N/A	N/A	N/A	32.0	32.0	28.8	28.8	24.8	24.8
S1L2-R 1, 3	38.8	38.8	38.1	38.1	35.3	35.3	32.4	32.4	N/A	N/A
UCI224D	N/A	N/A	N/A	N/A	38.3	38.3	33.5	33.5	29.0	29.0
UCI224E	N/A	N/A	N/A	N/A	43.1	43.1	40.0	40.0	34.0	34.0
S1L2-Y 1, 3	48.5	48.5	47.6	47.6	44.1	44.1	40.5	40.5	N/A	N/A
UCI224F	N/A	N/A	N/A	N/A	52.5	52.5	47.5	47.5	41.3	41.3
UCI224G	N/A	N/A	N/A	N/A	59.4	59.4	55.6	55.6	47.5	47.5
UCI274C	N/A	N/A	N/A	N/A	64.4	64.4	55.6	55.6	48.1	48.1
UCI274D	N/A	N/A	N/A	N/A	75.0	75.0	68.8	68.8	57.0	57.0
UCI274E	N/A	N/A	N/A	N/A	90.0	90.0	80.0	80.0	68.8	68.8

1. Available in single bearing only
 3. Auxiliary winding option available



4 POLE Single Phase



Reconnectable Double Delta 230V 60Hz/1800rpm 1.0 Power Factor

2 of 2

Winding 311	TEMPERATURE RISE									
	Standby 163/27		Standby 150/40		Continuous 125/40 (H)		Continuous 105/40 (F)		Continuous 80/40 (B)	
Model	kVA	kW	kVA	kW	kVA	kW	kVA	kW	kVA	kW
UCI274F	N/A	N/A	N/A	N/A	103.1	103.1	92.5	92.5	80.0	80.0
UCI274G	N/A	N/A	N/A	N/A	115.7	115.7	109.0	109.0	93.9	93.9
HCI444C	N/A	N/A	N/A	N/A	135.0	135.0	125.0	125.0	110.0	110.0
S4L1S-C	N/A	N/A	N/A	N/A	135.0	135.0	125.0	125.0	110.0	110.0
S4L1D-C	N/A	N/A	N/A	N/A	135.0	135.0	125.0	125.0	110.0	110.0
UCI274H	N/A	N/A	N/A	N/A	135.0	135.0	125.0	125.0	106.3	106.3
UCDI274J	N/A	N/A	N/A	N/A	157.0	157.0	145.0	145.0	122.0	122.0
HCI444D	N/A	N/A	N/A	N/A	165.0	165.0	155.0	155.0	135.0	135.0
S4L1S-D	N/A	N/A	N/A	N/A	165.0	165.0	155.0	155.0	135.0	135.0
S4L1D-D	N/A	N/A	N/A	N/A	165.0	165.0	155.0	155.0	135.0	135.0
UCDI274K	N/A	N/A	N/A	N/A	166.0	166.0	151.0	151.0	131.0	131.0
HCI444E	N/A	N/A	N/A	N/A	195.0	195.0	180.0	180.0	155.0	155.0
S4L1S-E	N/A	N/A	N/A	N/A	195.0	195.0	180.0	180.0	155.0	155.0
S4L1D-E	N/A	N/A	N/A	N/A	195.0	195.0	180.0	180.0	155.0	155.0
HCI544C	N/A	N/A	N/A	N/A	200.0	200.0	183.0	183.0	160.0	160.0
HCI444F	N/A	N/A	N/A	N/A	220.0	220.0	200.0	200.0	180.0	180.0
S4L1D-F 4	N/A	N/A	N/A	N/A	220.0	220.0	200.0	200.0	180.0	180.0
HCI544D	N/A	N/A	N/A	N/A	220.0	220.0	198.0	198.0	174.0	174.0
S4L1D-G 4	N/A	N/A	N/A	N/A	242.0	242.0	220.0	220.0	198.0	198.0
HCI544E	N/A	N/A	N/A	N/A	261.0	261.0	238.0	238.0	210.0	210.0
HCI544F	N/A	N/A	N/A	N/A	281.0	281.0	263.0	263.0	231.0	231.0

4. 4% derate applied when fitted with SAE 0.5 voluted adapter



4 POLE Single Phase

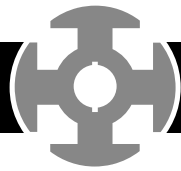


Reconnectable Double Delta 240V 60Hz/1800rpm 0.8 Power Factor

1 of 2

Winding 311	Model	TEMPERATURE RISE									
		Standby 163/27		Standby 150/40		Continuous 125/40 (H)		Continuous 105/40 (F)		Continuous 80/40 (B)	
		kVA	kW	kVA	kW	kVA	kW	kVA	kW	kVA	kW
	S0L1-D 1	5.4	4.3	5.3	4.2	5.0	4.0	4.6	3.6	3.7	2.9
	PI044D	5.4	4.3	5.3	4.2	5.0	4.0	4.5	3.6	4.0	3.2
	PI044E	7.3	5.8	7.1	5.6	6.6	5.2	6.0	4.8	5.3	4.2
	S0L1-H 1	7.3	5.8	7.1	5.6	6.6	5.2	6.1	4.8	5.0	4.0
	S0L1-L 1	9.1	7.2	8.9	7.1	8.3	6.6	7.6	6.0	6.2	4.9
	PI044F	9.1	7.2	8.9	7.1	8.3	6.6	7.5	6.0	6.6	5.2
	PI044G	10.9	8.7	10.7	8.5	9.9	7.9	9.0	7.2	7.9	6.3
	S0L1-P 1	10.9	8.7	10.7	8.5	9.9	7.9	9.1	7.2	7.5	6.0
	S0L2-F 1, 3	12.5	10.0	12.2	9.7	11.3	9.0	10.4	8.3	8.7	6.9
	PI044H	12.7	10.1	12.5	10.0	11.6	9.2	10.6	8.4	9.2	7.3
	S0L2-G 1, 3	14.3	11.4	14.0	11.2	13.0	10.4	11.9	9.5	10.0	8.0
	PI144D	14.5	11.6	14.2	11.3	13.2	10.5	12.0	9.6	10.6	8.4
	S0L2-M 1, 3	17.8	14.2	17.5	14.0	16.2	12.9	14.9	11.9	12.5	10.0
	PI144E	18.2	14.5	17.8	14.2	16.5	13.2	15.0	12.0	13.2	10.5
	PI144F	20.0	16.0	19.5	15.6	18.2	14.5	16.5	13.2	14.5	11.6
	S0L2-P 1, 3	21.4	17.1	21.0	16.8	19.4	15.5	17.9	14.3	15.0	12.0
	PI144G	21.8	17.4	21.3	17.0	19.8	15.8	18.2	14.5	15.8	12.6
	S1L2-J 1, 3	24.9	19.9	24.5	19.6	22.7	18.1	20.9	16.7	17.5	14.0
	PI144H	25.4	20.3	24.8	19.8	23.1	18.4	21.1	16.8	18.5	14.8
	S1L2-K 1, 3	28.5	22.8	28.0	22.4	25.9	20.7	23.8	19.0	20.0	16.0
	PI144J	29.7	23.7	29.0	23.2	26.4	21.1	24.1	19.2	21.1	16.8
	S1L2-N 1, 3	32.1	25.6	31.5	25.2	29.2	23.3	26.8	21.4	22.5	18.0
	PI144K	33.0	26.4	31.9	25.5	30.0	24.0	27.0	21.6	23.7	18.9
	S1L2-R 1, 3	35.6	28.4	35.0	28.0	32.4	25.9	29.8	23.8	25.0	20.0
	UCI224C	N/A	N/A	N/A	N/A	33.5	26.8	30.0	24.0	26.0	20.8
	UCI224D	N/A	N/A	N/A	N/A	40.0	32.0	35.0	28.0	30.5	24.4
	S1L2-Y 1, 3	44.6	35.6	43.7	34.9	40.5	32.4	37.3	29.8	31.2	24.9
	UCI224E	N/A	N/A	N/A	N/A	45.0	36.0	41.9	33.5	35.6	28.4
	UCI224F	N/A	N/A	N/A	N/A	56.0	44.8	50.0	40.0	43.8	35.0
	UCI224G	N/A	N/A	N/A	N/A	62.5	50.0	58.8	47.0	50.0	40.0
	UCI274C	N/A	N/A	N/A	N/A	67.5	54.0	58.5	46.8	50.6	40.4
	UCI274D	N/A	N/A	N/A	N/A	78.8	63.0	72.0	57.6	60.0	48.0
	UCI274E	N/A	N/A	N/A	N/A	96.0	76.8	84.0	67.2	72.0	57.6

1. Available in single bearing only
 3. Auxiliary winding option available



4 POLE Single Phase

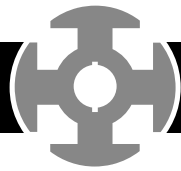


**Reconnectable Double Delta 240V 60Hz/1800rpm
0.8 Power Factor**

2 of 2

Winding 311	TEMPERATURE RISE									
	Standby 163/27		Standby 150/40		Continuous 125/40 (H)		Continuous 105/40 (F)		Continuous 80/40 (B)	
Model	kVA	kW	kVA	kW	kVA	kW	kVA	kW	kVA	kW
UCI274F	N/A	N/A	N/A	N/A	108.8	87.0	97.5	78.0	84.0	67.2
UCI274G	N/A	N/A	N/A	N/A	123.4	98.7	115.7	92.5	100.3	80.2
S4L1S-C	N/A	N/A	N/A	N/A	140.0	112.0	130.0	104.0	115.0	92.0
HCI444C	N/A	N/A	N/A	N/A	140.0	112.0	130.0	104.0	115.0	92.0
S4L1D-C	N/A	N/A	N/A	N/A	140.0	112.0	130.0	104.0	115.0	92.0
UCI274H	N/A	N/A	N/A	N/A	142.5	114.0	131.3	105.0	112.5	90.0
UCDI274J	N/A	N/A	N/A	N/A	161.0	128.8	150.0	120.0	128.0	102.4
HCI444D	N/A	N/A	N/A	N/A	170.0	136.0	160.0	128.0	140.0	112.0
S4L1S-D	N/A	N/A	N/A	N/A	170.0	136.0	160.0	128.0	140.0	112.0
S4L1D-D	N/A	N/A	N/A	N/A	170.0	136.0	160.0	128.0	140.0	112.0
UCDI274K	N/A	N/A	N/A	N/A	175.0	140.0	160.0	128.0	140.0	112.0
HCI444E	N/A	N/A	N/A	N/A	200.0	160.0	185.0	148.0	160.0	128.0
S4L1S-E	N/A	N/A	N/A	N/A	200.0	160.0	185.0	148.0	160.0	128.0
S4L1D-E	N/A	N/A	N/A	N/A	200.0	160.0	185.0	148.0	160.0	128.0
HCI544C	N/A	N/A	N/A	N/A	210.0	168.0	190.0	152.0	168.0	134.4
HCI544D	N/A	N/A	N/A	N/A	230.0	184.0	208.0	166.4	180.0	144.0
S4L1S-F	N/A	N/A	N/A	N/A	230.0	184.0	210.0	168.0	185.0	148.0
HCI444F	N/A	N/A	N/A	N/A	230.0	184.0	210.0	168.0	185.0	148.0
S4L1D-F	4	N/A	N/A	N/A	230.0	184.0	210.0	168.0	185.0	148.0
S4L1D-G	4	N/A	N/A	N/A	253.0	202.4	231.0	184.8	203.0	162.4
HCI544E	N/A	N/A	N/A	N/A	273.0	218.4	250.0	200.0	220.0	176.0
HCI544F	N/A	N/A	N/A	N/A	295.0	236.0	275.0	220.0	243.0	194.4

4. 4% derate applied when fitted with SAE 0.5 voluted adapter



4 POLE Single Phase



Reconnectable Double Delta 240V 60Hz/1800rpm 1.0 Power Factor

1 of 2

Winding 311	TEMPERATURE RISE									
	Standby 163/27		Standby 150/40		Continuous 125/40 (H)		Continuous 105/40 (F)		Continuous 80/40 (B)	
Model	kVA	kW	kVA	kW	kVA	kW	kVA	kW	kVA	kW
S0L1-D 1	6.2	6.2	6.0	6.0	5.6	5.6	5.1	5.1	4.3	4.3
PI044D	6.5	6.5	6.4	6.4	6.0	6.0	5.4	5.4	4.8	4.8
S0L1-H 1	8.2	8.2	8.1	8.1	7.5	7.5	6.9	6.9	5.8	5.8
PI044E	8.8	8.8	8.5	8.5	7.9	7.9	7.2	7.2	6.4	6.4
S0L1-L 1	10.3	10.3	10.1	10.1	9.3	9.3	8.6	8.6	7.2	7.2
PI044F	10.9	10.9	10.7	10.7	10.0	10.0	9.0	9.0	7.9	7.9
S0L1-P 1	12.3	12.3	12.1	12.1	11.2	11.2	10.3	10.3	8.7	8.7
PI044G	13.1	13.1	12.8	12.8	11.9	11.9	10.8	10.8	9.5	9.5
S0L2-F 1, 3	14.1	14.1	13.8	13.8	12.8	12.8	11.8	11.8	10.1	10.1
PI044H	15.2	15.2	15.0	15.0	13.9	13.9	12.7	12.7	11.0	11.0
PI144D	15.7	15.7	15.3	15.3	14.3	14.3	13.0	13.0	11.4	11.4
S0L2-G 1, 3	16.1	16.1	15.8	15.8	14.6	14.6	13.5	13.5	11.6	11.6
PI144E	19.7	19.7	19.2	19.2	17.8	17.8	16.2	16.2	14.3	14.3
S0L2-M 1, 3	20.1	20.1	19.8	19.8	18.3	18.3	16.8	16.8	14.5	14.5
PI144F	21.6	21.6	21.1	21.1	19.7	19.7	17.8	17.8	15.7	15.7
PI144G	23.5	23.5	23.0	23.0	21.4	21.4	19.7	19.7	17.1	17.1
S0L2-P 1, 3	24.2	24.2	23.7	23.7	22.0	22.0	20.2	20.2	17.4	17.4
PI144H	27.4	27.4	26.8	26.8	24.9	24.9	22.8	22.8	20.0	20.0
S1L2-J 1, 3	28.2	28.2	27.7	27.7	25.6	25.6	23.6	23.6	20.3	20.3
PI144J	32.1	32.1	31.3	31.3	28.5	28.5	26.0	26.0	22.8	22.8
S1L2-K 1, 3	32.2	32.2	31.6	31.6	29.3	29.3	26.9	26.9	23.2	23.2
S1L2-N 1, 3	36.2	36.2	35.6	35.6	33.0	33.0	30.3	30.3	26.1	26.1
PI144K	35.6	35.6	34.5	34.5	33.0	33.0	29.0	29.0	25.6	25.6
UCI224C	N/A	N/A	N/A	N/A	33.5	33.5	30.0	30.0	26.0	26.0
S1L2-R 1, 3	40.3	40.3	39.5	39.5	36.6	36.6	33.7	33.7	29.0	29.0
UCI224D	N/A	N/A	N/A	N/A	40.0	40.0	35.0	35.0	30.5	30.5
UCI224E	N/A	N/A	N/A	N/A	45.0	45.0	41.9	41.9	35.6	35.6
S1L2-Y 1, 3	50.3	50.3	49.4	49.4	45.8	45.8	42.1	42.1	36.2	36.2
UCI224F	N/A	N/A	N/A	N/A	56.0	56.0	50.0	50.0	43.8	43.8
UCI224G	N/A	N/A	N/A	N/A	62.5	62.5	58.8	58.8	50.0	50.0
UCI274C	N/A	N/A	N/A	N/A	67.5	67.5	58.5	58.5	50.6	50.6
UCI274D	N/A	N/A	N/A	N/A	78.8	78.8	72.0	72.0	60.0	60.0
UCI274E	N/A	N/A	N/A	N/A	96.0	96.0	84.0	84.0	72.0	72.0
UCI274F	N/A	N/A	N/A	N/A	108.8	108.8	97.5	97.5	84.0	84.0

1. Available in single bearing only
 3. Auxiliary winding option available



4 POLE Single Phase



Reconnectable Double Delta 240V 60Hz/1800rpm 1.0 Power Factor

2 of 2

Winding 311	TEMPERATURE RISE									
	Standby 163/27		Standby 150/40		Continuous 125/40 (H)		Continuous 105/40 (F)		Continuous 80/40 (B)	
Model	kVA	kW	kVA	kW	kVA	kW	kVA	kW	kVA	kW
UCI274G	N/A	N/A	N/A	N/A	123.4	123.4	115.7	115.7	100.3	100.3
S4L1S-C	N/A	N/A	N/A	N/A	140.0	140.0	130.0	130.0	115.0	115.0
HCI444C	N/A	N/A	N/A	N/A	140.0	140.0	130.0	130.0	115.0	115.0
S4L1D-C	N/A	N/A	N/A	N/A	140.0	140.0	130.0	130.0	115.0	115.0
UCI274H	N/A	N/A	N/A	N/A	142.5	142.5	131.3	131.3	112.5	112.5
UCDI274J	N/A	N/A	N/A	N/A	161.0	161.0	150.0	150.0	128.0	128.0
HCI444D	N/A	N/A	N/A	N/A	170.0	170.0	160.0	160.0	140.0	140.0
S4L1S-D	N/A	N/A	N/A	N/A	170.0	170.0	160.0	160.0	140.0	140.0
S4L1D-D	N/A	N/A	N/A	N/A	170.0	170.0	160.0	160.0	140.0	140.0
UCDI274K	N/A	N/A	N/A	N/A	175.0	175.0	160.0	160.0	140.0	140.0
HCI444E	N/A	N/A	N/A	N/A	200.0	200.0	185.0	185.0	160.0	160.0
S4L1S-E	N/A	N/A	N/A	N/A	200.0	200.0	185.0	185.0	160.0	160.0
S4L1D-E	N/A	N/A	N/A	N/A	200.0	200.0	185.0	185.0	160.0	160.0
HCI544C	N/A	N/A	N/A	N/A	210.0	210.0	190.0	190.0	168.0	168.0
HCI544D	N/A	N/A	N/A	N/A	230.0	230.0	208.0	208.0	180.0	180.0
S4L1S-F	N/A	N/A	N/A	N/A	230.0	230.0	210.0	210.0	185.0	185.0
HCI444F	N/A	N/A	N/A	N/A	230.0	230.0	210.0	210.0	185.0	185.0
S4L1D-F	4	N/A	N/A	N/A	230.0	230.0	210.0	210.0	185.0	185.0
S4L1D-G	4	N/A	N/A	N/A	253.0	253.0	231.0	231.0	203.0	203.0
HCI544E	N/A	N/A	N/A	N/A	273.0	273.0	250.0	250.0	220.0	220.0
HCI544F	N/A	N/A	N/A	N/A	295.0	295.0	275.0	275.0	243.0	243.0

4. 4% derate applied when fitted with SAE 0.5 voluted adapter



4 POLE Three Phase



Star 380V
 Parallel Star 190V
 Delta 220V

50Hz/1500rpm
 0.8 Power Factor

1 of 3

Winding 311/312/12	TEMPERATURE RISE									
	Standby 163/27		Standby 150/40		Continuous 125/40 (H)		Continuous 105/40 (F)		Continuous 80/40 (B)	
Model	kVA	kW	kVA	kW	kVA	kW	kVA	kW	kVA	kW
S0L1-D 1	7.6	6.0	7.2	5.7	6.9	5.5	6.2	4.9	N/A	N/A
PI044D	8.3	6.6	8.1	6.4	7.5	6.0	6.8	5.4	6.0	4.8
S0L1-H 1	10.1	8.0	9.8	7.8	9.2	7.3	8.3	6.6	N/A	N/A
PI044E	11.0	8.8	10.8	8.6	10.0	8.0	9.1	7.2	8.0	6.4
S0L1-L 1	12.6	10.0	12.2	9.7	11.4	9.1	10.4	8.3	N/A	N/A
PI044F	13.8	11.0	13.5	10.8	12.5	10.0	11.4	9.1	10.0	8.0
S0L1-P 1	15.1	12.0	14.7	11.7	13.7	10.9	12.5	10.0	N/A	N/A
PI044G	16.5	13.2	16.2	12.9	15.0	12.0	13.7	10.9	12.0	9.6
S0L2-F 1, 3	17.7	14.1	17.1	13.6	16.0	12.8	14.6	11.6	N/A	N/A
PI044H	19.3	15.4	18.9	15.1	17.5	14.0	16.0	12.8	14.0	11.2
S0L2-G 1, 3	20.1	16.0	19.5	15.6	18.3	14.6	16.7	13.3	N/A	N/A
PI144D	22.0	17.6	21.5	17.2	20.0	16.0	18.2	14.5	16.0	12.8
S0L2-M 1, 3	25.2	20.1	24.4	19.5	22.9	18.3	20.8	16.6	N/A	N/A
PI144E	27.5	22.0	26.9	21.5	25.0	20.0	22.8	18.2	20.0	16.0
PI144F	30.3	24.2	29.6	23.6	27.5	22.0	25.0	20.0	22.0	17.6
S0L2-P 1, 3	30.2	24.1	29.3	23.4	27.5	22.0	25.0	20.0	N/A	N/A
PI144G	33.0	26.4	32.3	25.8	30.0	24.0	27.5	22.0	24.0	19.2
S1L2-J 1, 3	35.3	28.2	34.3	27.4	32.0	25.6	29.2	23.3	N/A	N/A
PI144H	38.5	30.8	37.5	30.0	35.0	28.0	32.0	25.6	28.0	22.4
S1L2-K 1, 3	40.3	32.2	39.0	31.2	36.6	29.2	33.3	26.6	N/A	N/A
PI144J	45.0	36.0	44.0	35.2	40.0	32.0	36.5	29.2	32.0	25.6
S1L2-N 1, 3	45.3	36.2	44.0	35.2	41.2	32.9	37.5	30.0	N/A	N/A
UCI224C	46.8	37.4	45.0	36.0	42.5	34.0	37.5	30.0	33.0	26.4
PI144K	46.8	37.4	45.0	36.0	42.5	34.0	37.5	30.0	32.9	26.3
S1L2-R 1, 3	50.4	40.3	48.8	39.0	45.8	36.6	41.7	33.3	N/A	N/A
UCI224D	55.0	44.0	53.0	42.4	50.0	40.0	45.0	36.0	40.0	32.0
S1L2-Y 1, 3	63.0	50.4	61.0	48.8	57.2	45.7	52.1	41.6	N/A	N/A
UCI224E	63.0	50.4	61.0	48.8	60.0	48.0	53.0	42.4	47.0	37.6
UCI224F	80.0	64.0	77.0	61.6	72.5	58.0	65.0	52.0	56.0	44.8
UCI224G	90.8	72.6	87.5	70.0	85.0	68.0	75.0	60.0	68.0	54.4
UCI274C	110.0	88.0	106.0	84.8	100.0	80.0	84.0	67.2	75.0	60.0
UCI274D	125.0	100.0	121.0	96.8	114.0	91.2	100.0	80.0	90.0	72.0

1. Available in single bearing only
 3. Auxiliary winding option available



4 POLE Three Phase



Star 380V
 Parallel Star 190V
 Delta 220V

50Hz/1500rpm
 0.8 Power Factor

2 of 3

Winding 311/312/12	TEMPERATURE RISE										
	Standby 163/27		Standby 150/40		Continuous 125/40 (H)		Continuous 105/40 (F)		Continuous 80/40 (B)		
Model	kVA	kW	kVA	kW	kVA	kW	kVA	kW	kVA	kW	
UCI274E	150.0	120.0	145.0	116.0	140.0	112.0	125.0	100.0	112.5	90.0	
UCI274F	175.0	140.0	170.0	136.0	160.0	128.0	145.0	116.0	126.0	100.8	
UCI274G	200.0	160.0	187.0	149.6	182.0	145.6	164.6	131.6	143.0	114.4	
UCI274H	220.0	176.0	212.0	169.6	200.0	160.0	182.0	145.6	158.0	126.4	
UCDI274J	260.0	208.0	250.0	200.0	230.0	184.0	210.0	168.0	180.0	144.0	
UCDI274K	275.0	220.0	265.0	212.0	250.0	200.0	229.0	183.2	200.0	160.0	
HCI444C	275.0	220.0	270.0	216.0	250.0	200.0	230.0	184.0	200.0	160.0	
S4L1S-C	275.0	220.0	270.0	216.0	250.0	200.0	230.0	184.0	200.0	160.0	
S4L1D-C	1	275.0	220.0	270.0	216.0	250.0	200.0	230.0	184.0	200.0	160.0
HCI444D	330.0	264.0	320.0	256.0	300.0	240.0	280.0	224.0	240.0	192.0	
S4L1S-D	330.0	264.0	320.0	256.0	300.0	240.0	280.0	224.0	240.0	192.0	
S4L1D-D	1	330.0	264.0	320.0	256.0	300.0	240.0	280.0	224.0	240.0	192.0
HCI444E	380.0	304.0	370.0	296.0	350.0	280.0	320.0	256.0	275.0	220.0	
S4L1S-E	380.0	304.0	370.0	296.0	350.0	280.0	320.0	256.0	275.0	220.0	
S4L1D-E	1	380.0	304.0	370.0	296.0	350.0	280.0	320.0	256.0	275.0	220.0
S4L1S-F	425.0	340.0	415.0	332.0	400.0	320.0	370.0	296.0	320.0	256.0	
HCI444F	425.0	340.0	415.0	332.0	400.0	320.0	370.0	296.0	320.0	256.0	
S4L1D-F	1, 4	425.0	340.0	415.0	332.0	400.0	320.0	370.0	296.0	320.0	256.0
S4L1D-G	1, 4	475.0	380.0	455.0	364.0	430.0	344.0	390.0	312.0	345.0	276.0
S5L1S-C	500.0	400.0	478.0	382.4	455.0	364.0	400.0	320.0	350.0	280.0	
S5L1D-C	1	500.0	400.0	478.0	382.4	455.0	364.0	400.0	320.0	350.0	280.0
HCI544C	500.0	400.0	478.0	382.4	455.0	364.0	400.0	320.0	350.0	280.0	
HCI544D	550.0	440.0	515.0	412.0	500.0	400.0	450.0	360.0	390.0	312.0	
S5L1S-D	550.0	440.0	515.0	412.0	500.0	400.0	450.0	360.0	390.0	312.0	
S5L1D-D	1	550.0	440.0	515.0	412.0	500.0	400.0	450.0	360.0	390.0	312.0
HCI544E	660.0	528.0	636.0	508.8	600.0	480.0	550.0	440.0	480.0	384.0	
S5L1S-E	660.0	528.0	636.0	508.8	600.0	480.0	550.0	440.0	480.0	384.0	
S5L1D-E	1	660.0	528.0	636.0	508.8	600.0	480.0	550.0	440.0	480.0	384.0
HCI544F	738.0	590.4	710.0	568.0	670.0	536.0	620.0	496.0	540.0	432.0	
S5L1S-F	738.0	590.4	710.0	568.0	670.0	536.0	620.0	496.0	540.0	432.0	
S5L1D-F	1	738.0	590.4	710.0	568.0	670.0	536.0	620.0	496.0	540.0	432.0
S5L1D-G	1	750.0	600.0	720.0	576.0	680.0	544.0	625.0	500.0	544.0	435.2

1. Available in single bearing only

4. 4% derate applied when fitted with SAE 0.5 voluted adapter



4 POLE Three Phase



Star 380V
 Parallel Star 190V
 Delta 220V

50Hz/1500rpm
 0.8 Power Factor

3 of 3

Winding 311/312/12	TEMPERATURE RISE									
	Standby 163/27		Standby 150/40		Continuous 125/40 (H)		Continuous 105/40 (F)		Continuous 80/40 (B)	
Model	kVA	kW	kVA	kW	kVA	kW	kVA	kW	kVA	kW
S5L1D-H 1	780.0	624.0	755.0	604.0	710.0	568.0	650.0	520.0	568.0	454.4
S6L1D-C 8	850.0	680.0	825.0	660.0	800.0	640.0	750.0	600.0	650.0	520.0
S6L1D-D 8	1000.0	800.0	960.0	768.0	910.0	728.0	830.0	664.0	740.0	592.0
S6L1D-E 8	1100.0	880.0	1060.0	848.0	1000.0	800.0	900.0	720.0	800.0	640.0
S6L1D-F 8	1220.0	976.0	1180.0	944.0	1110.0	888.0	1000.0	800.0	885.0	708.0
S6L1D-G 8	1290.0	1032.0	1255.0	1004.0	1205.0	964.0	1085.0	868.0	965.0	772.0
S6L1D-H 8	1430.0	1144.0	1390.0	1112.0	1335.0	1068.0	1240.0	992.0	1140.0	912.0
S7L1D-C 5	1615.0	1292.0	1570.0	1256.0	1505.0	1204.0	1400.0	1120.0	1295.0	1036.0
S7L1D-D 5	1715.0	1372.0	1675.0	1340.0	1615.0	1292.0	1500.0	1200.0	1380.0	1104.0
S7L1D-E 5	1819.0	1455.2	1768.0	1414.4	1700.0	1360.0	1580.0	1264.0	1460.0	1168.0
S7L1D-F 5	1975.0	1580.0	1920.0	1536.0	1845.0	1476.0	1715.0	1372.0	1585.0	1268.0
S7L1D-G 5	2165.0	1732.0	2105.0	1684.0	2020.0	1616.0	1880.0	1504.0	1735.0	1388.0
S7L1D-H 5	2290.0	1832.0	2225.0	1780.0	2135.0	1708.0	1985.0	1588.0	1835.0	1468.0
P80 LVSI804R 5	2515.0	2012.0	2445.0	1956.0	2290.0	1832.0	2100.0	1680.0	1830.0	1464.0
S7L1D-J 5	2600.0	2080.0	2525.0	2020.0	2425.0	1940.0	2200.0	1760.0	1950.0	1560.0
S7L1D-K 5	3000.0	2400.0	2910.0	2328.0	2700.0	2160.0	2520.0	2016.0	2160.0	1728.0
P80 LVSI804S 5	2915.0	2332.0	2835.0	2268.0	2650.0	2120.0	2430.0	1944.0	2125.0	1700.0
S9L1D-C 5	2915.0	2332.0	2835.0	2268.0	2650.0	2120.0	2430.0	1944.0	2125.0	1700.0
P80 LVSI804T 5	3180.0	2544.0	3095.0	2476.0	2895.0	2316.0	2660.0	2128.0	2325.0	1860.0
S9L1D-D 5	3180.0	2544.0	3095.0	2476.0	2895.0	2316.0	2660.0	2128.0	2325.0	1860.0
P80 LVSI804W 2, 5	3715.0	2972.0	3610.0	2888.0	3375.0	2700.0	3155.0	2524.0	2740.0	2192.0
S9L1D-E 2, 5	3715.0	2972.0	3610.0	2888.0	3375.0	2700.0	3155.0	2524.0	2740.0	2192.0
P80 LVSI804X 2, 5	4080.0	3264.0	3970.0	3176.0	3715.0	2972.0	3470.0	2776.0	3015.0	2412.0
S9L1D-F 2, 5	4080.0	3264.0	3970.0	3176.0	3715.0	2972.0	3470.0	2776.0	3015.0	2412.0
S9L1D-G 2, 5	4270.0	3416.0	4175.0	3340.0	4035.0	3228.0	3710.0	2968.0	3230.0	2584.0

- 1. Available in single bearing only
- 2. Available in double bearing only
- 5. Star connection only
- 8. 12 exit lead connections on select cores



4 POLE Three Phase



Star 400V
 Parallel Star 200V
 Delta 230V

50Hz/1500rpm
0.8 Power Factor

1 of 3

Winding 311/312/12	TEMPERATURE RISE									
	Standby 163/27		Standby 150/40		Continuous 125/40 (H)		Continuous 105/40 (F)		Continuous 80/40 (B)	
Model	kVA	kW	kVA	kW	kVA	kW	kVA	kW	kVA	kW
PI044D	8.3	6.6	8.1	6.4	7.5	6.0	6.8	5.4	6.0	4.8
S0L1-D 1	8.3	6.6	8.0	6.4	7.5	6.0	6.8	5.4	N/A	N/A
PI044E	11.0	8.8	10.8	8.6	10.0	8.0	9.1	7.2	8.0	6.4
S0L1-H 1	11.0	8.8	10.7	8.5	10.0	8.0	9.1	7.2	N/A	N/A
PI044F	13.8	11.0	13.5	10.8	12.5	10.0	11.4	9.1	10.0	8.0
S0L1-L 1	13.8	11.0	13.3	10.6	12.5	10.0	11.4	9.1	N/A	N/A
PI044G	16.5	13.2	16.2	12.9	15.0	12.0	13.7	10.9	12.0	9.6
S0L1-P 1	16.5	13.2	16.0	12.8	15.0	12.0	13.7	10.9	N/A	N/A
PI044H	19.3	15.4	18.9	15.1	17.5	14.0	16.0	12.8	14.0	11.2
S0L2-F 1, 3	19.3	15.4	18.7	14.9	17.5	14.0	15.9	12.7	N/A	N/A
PI144D	22.0	17.6	21.5	17.2	20.0	16.0	18.2	14.5	16.0	12.8
S0L2-G 1, 3	22.0	17.6	21.3	17.0	20.0	16.0	18.2	14.5	N/A	N/A
PI144E	27.5	22.0	26.9	21.5	25.0	20.0	22.8	18.2	20.0	16.0
S0L2-M 1, 3	27.5	22.0	26.7	21.3	25.0	20.0	22.8	18.2	N/A	N/A
PI144F	30.3	24.2	29.6	23.6	27.5	22.0	25.0	20.0	22.0	17.6
PI144G	33.0	26.4	32.3	25.8	30.0	24.0	27.5	22.0	24.0	19.2
S0L2-P 1, 3	33.0	26.4	32.0	25.6	30.0	24.0	27.3	21.8	N/A	N/A
S1L2-J 1, 3	38.5	30.8	37.5	30.0	35.0	28.0	31.9	25.5	N/A	N/A
PI144H	38.5	30.8	37.5	30.0	35.0	28.0	32.0	25.6	28.0	22.4
PI144J	45.0	36.0	44.0	35.2	40.0	32.0	36.5	29.2	32.0	25.6
S1L2-K	44.0	35.2	42.6	34.0	40.0	32.0	36.4	29.1	N/A	N/A
UCI224C	46.8	37.4	45.0	36.0	42.5	34.0	37.5	30.0	33.0	26.4
PI144K	46.8	37.4	45.0	36.0	42.5	34.0	37.5	30.0	32.9	26.3
S1L2-N 1, 3	49.5	39.6	48.0	38.4	45.0	36.0	41.0	32.8	N/A	N/A
UCI224D	55.0	44.0	53.0	42.4	50.0	40.0	45.0	36.0	40.0	32.0
S1L2-R 1, 3	55.0	44.0	53.3	42.6	50.0	40.0	45.5	36.4	N/A	N/A
UCI224E	63.0	50.4	61.0	48.8	60.0	48.0	53.0	42.4	47.0	37.6
S1L2-Y 1, 3	68.8	55.0	66.6	53.2	62.5	50.0	56.9	45.5	N/A	N/A
UCI224F	80.0	64.0	77.0	61.6	72.5	58.0	65.0	52.0	56.0	44.8
UCI224G	90.8	72.6	87.5	70.0	85.0	68.0	75.0	60.0	68.0	54.4
UCI274C	110.0	88.0	106.0	84.8	100.0	80.0	84.0	67.2	75.0	60.0
UCI274D	130.0	104.0	127.0	101.6	120.0	96.0	108.0	86.4	95.0	76.0
UCI274E	150.0	120.0	145.0	116.0	140.0	112.0	125.0	100.0	112.5	90.0
UCI274F	175.0	140.0	170.0	136.0	160.0	128.0	145.0	116.0	126.0	100.8

1. Available in single bearing only
 3. Auxiliary winding option available



4 POLE Three Phase



Star 400V
 Parallel Star 200V
 Delta 230V

50Hz/1500rpm
 0.8 Power Factor

2 of 3

Winding 311/312/12	TEMPERATURE RISE									
	Standby 163/27		Standby 150/40		Continuous 125/40 (H)		Continuous 105/40 (F)		Continuous 80/40 (B)	
Model	kVA	kW	kVA	kW	kVA	kW	kVA	kW	kVA	kW
UCI274G	200.0	160.0	187.0	149.6	182.0	145.6	164.6	131.6	143.0	114.4
UCI274H	220.0	176.0	212.0	169.6	200.0	160.0	182.0	145.6	158.0	126.4
UCDI274J	260.0	208.0	250.0	200.0	230.0	184.0	210.0	168.0	180.0	144.0
UCDI274K	275.0	220.0	265.0	212.0	250.0	200.0	229.0	183.2	200.0	160.0
HCI444C	275.0	220.0	270.0	216.0	250.0	200.0	230.0	184.0	200.0	160.0
S4L1S-C	275.0	220.0	270.0	216.0	250.0	200.0	230.0	184.0	200.0	160.0
S4L1D-C 1	285.0	228.0	280.0	224.0	260.0	208.0	235.0	188.0	205.0	164.0
HCI444D	330.0	264.0	320.0	256.0	300.0	240.0	280.0	224.0	240.0	192.0
S4L1S-D	330.0	264.0	320.0	256.0	300.0	240.0	280.0	224.0	240.0	192.0
S4L1D-D 1	340.0	272.0	330.0	264.0	310.0	248.0	285.0	228.0	245.0	196.0
S4L1S-E	400.0	320.0	370.0	296.0	350.0	280.0	320.0	256.0	275.0	220.0
HCI444E	400.0	320.0	370.0	296.0	350.0	280.0	320.0	256.0	275.0	220.0
S4L1D-E 1	415.0	332.0	385.0	308.0	360.0	288.0	325.0	260.0	285.0	228.0
HCI444F	450.0	360.0	430.0	344.0	400.0	320.0	370.0	296.0	320.0	256.0
S4L1S-F	450.0	360.0	430.0	344.0	400.0	320.0	370.0	296.0	320.0	256.0
S4L1D-F 1, 4	465.0	372.0	445.0	356.0	415.0	332.0	380.0	304.0	330.0	264.0
S4L1D-G 1, 4	500.0	400.0	480.0	384.0	450.0	360.0	410.0	328.0	360.0	288.0
S5L1D-C 1	520.0	416.0	512.0	409.6	500.0	400.0	445.0	356.0	389.0	311.2
S5L1S-C	520.0	416.0	512.0	409.6	500.0	400.0	445.0	356.0	389.0	311.2
HCI544C	520.0	416.0	512.0	409.6	500.0	400.0	445.0	356.0	389.0	311.2
S5L1S-D 1	590.0	472.0	575.0	460.0	550.0	440.0	495.0	396.0	429.0	343.2
HCI544D	590.0	472.0	575.0	460.0	550.0	440.0	495.0	396.0	429.0	343.2
S5L1D-D 1	590.0	472.0	575.0	460.0	550.0	440.0	495.0	396.0	429.0	343.2
S5L1S-E	665.0	532.0	640.0	512.0	610.0	488.0	560.0	448.0	488.0	390.4
S5L1D-E 1	665.0	532.0	640.0	512.0	610.0	488.0	560.0	448.0	488.0	390.4
HCI544E	665.0	532.0	640.0	512.0	610.0	488.0	560.0	448.0	488.0	390.4
HCI544F	738.0	590.4	710.0	568.0	670.0	536.0	620.0	496.0	540.0	432.0
S5L1S-F	738.0	590.4	710.0	568.0	670.0	536.0	620.0	496.0	540.0	432.0
S5L1D-F 1	738.0	590.4	710.0	568.0	670.0	536.0	620.0	496.0	540.0	432.0
S5L1D-G 1	770.0	616.0	740.0	592.0	700.0	560.0	640.0	512.0	560.0	448.0
S5L1D-H 1	825.0	660.0	800.0	640.0	750.0	600.0	685.0	548.0	600.0	480.0
S6L1D-C 8	860.0	688.0	835.0	668.0	810.0	648.0	760.0	608.0	655.0	524.0
S6L1D-D 8	1010.0	808.0	980.0	784.0	940.0	752.0	860.0	688.0	765.0	612.0
S6L1D-E 8	1125.0	900.0	1100.0	880.0	1050.0	840.0	945.0	756.0	840.0	672.0

1. Available in single bearing only
 4. 4% derate applied when fitted with SAE 0.5 voluted adapter
 8. 12 exit lead connections on select cores



4 POLE Three Phase




Star 400V
 Parallel Star 200V
 Delta 230V

50Hz/1500rpm
0.8 Power Factor

3 of 3

Winding 311/312/12	TEMPERATURE RISE										
	Standby 163/27		Standby 150/40		Continuous 125/40 (H)		Continuous 105/40 (F)		Continuous 80/40 (B)		
Model	kVA	kW	kVA	kW	kVA	kW	kVA	kW	kVA	kW	
S6L1D-F	8	1230.0	984.0	1190.0	952.0	1150.0	920.0	1030.0	824.0	920.0	736.0
S6L1D-G	8	1345.0	1076.0	1315.0	1052.0	1260.0	1008.0	1135.0	908.0	1010.0	808.0
S6L1D-H	8	1500.0	1200.0	1460.0	1168.0	1400.0	1120.0	1305.0	1044.0	1180.0	944.0
S7L1D-C	5	1660.0	1328.0	1615.0	1292.0	1550.0	1240.0	1445.0	1156.0	1335.0	1068.0
S7L1D-D	5	1770.0	1416.0	1720.0	1376.0	1650.0	1320.0	1540.0	1232.0	1420.0	1136.0
S7L1D-E	5	1873.0	1498.4	1820.0	1456.0	1750.0	1400.0	1625.0	1300.0	1505.0	1204.0
S7L1D-F	5	2035.0	1628.0	1980.0	1584.0	1900.0	1520.0	1770.0	1416.0	1635.0	1308.0
S7L1D-G	5	2250.0	1800.0	2170.0	1736.0	2080.0	1664.0	1935.0	1548.0	1790.0	1432.0
S7L1D-H	5	2400.0	1920.0	2340.0	1872.0	2250.0	1800.0	2090.0	1672.0	1930.0	1544.0
P80 LVSI804R	5	2650.0	2120.0	2575.0	2060.0	2410.0	1928.0	2210.0	1768.0	1930.0	1544.0
S7L1D-J	5	2750.0	2200.0	2600.0	2080.0	2500.0	2000.0	2250.0	1800.0	2000.0	1600.0
S7L1D-K	5	3000.0	2400.0	2910.0	2328.0	2800.0	2240.0	2520.0	2016.0	2240.0	1792.0
P80 LVSI804S	5	3070.0	2456.0	2985.0	2388.0	2790.0	2232.0	2560.0	2048.0	2240.0	1792.0
S9L1D-C	5	3070.0	2456.0	2985.0	2388.0	2800.0	2240.0	2560.0	2048.0	2240.0	1792.0
P80 LVSI804T	5	3350.0	2680.0	3260.0	2608.0	3050.0	2440.0	2800.0	2240.0	2450.0	1960.0
S9L1D-D	5	3350.0	2680.0	3260.0	2608.0	3050.0	2440.0	2800.0	2240.0	2450.0	1960.0
P80 LVSI804W	2, 5	3910.0	3128.0	3800.0	3040.0	3555.0	2844.0	3322.0	2657.6	2887.0	2309.6
S9L1D-E	2, 5	3910.0	3128.0	3800.0	3040.0	3555.0	2844.0	3322.0	2657.6	2887.0	2309.6
P80 LVSI804X	2, 5	4300.0	3440.0	4180.0	3344.0	3911.0	3128.8	3655.0	2924.0	3177.0	2541.6
S9L1D-F	2, 5	4300.0	3440.0	4180.0	3344.0	3911.0	3128.8	3655.0	2924.0	3177.0	2541.6
S9L1D-G	2, 5	4500.0	3600.0	4400.0	3520.0	4250.0	3400.0	3910.0	3128.0	3400.0	2720.0

2. Available in single bearing only
 5. Star connection only
 8. 12 exit lead connections on select cores



4 POLE Three Phase



Star 415V
 Parallel Star 208V
 Delta 240V

50Hz/1500rpm
 0.8 Power Factor

1 of 3

Winding 311/312/12	TEMPERATURE RISE									
	Standby 163/27		Standby 150/40		Continuous 125/40 (H)		Continuous 105/40 (F)		Continuous 80/40 (B)	
Model	kVA	kW	kVA	kW	kVA	kW	kVA	kW	kVA	kW
S0L1-D 1	8.3	6.6	8.0	6.4	7.5	6.0	6.8	5.4	N/A	N/A
PI044D	8.3	6.6	8.1	6.4	7.5	6.0	6.8	5.4	6.0	4.8
S0L1-H 1	11.0	8.8	10.7	8.5	10.0	8.0	9.1	7.2	N/A	N/A
PI044E	11.0	8.8	10.8	8.6	10.0	8.0	9.1	7.2	8.0	6.4
S0L1-L 1	13.8	11.0	13.3	10.6	12.5	10.0	11.4	9.1	N/A	N/A
PI044F	13.8	11.0	13.5	10.8	12.5	10.0	11.4	9.1	10.0	8.0
S0L1-P 1	16.5	13.2	16.0	12.8	15.0	12.0	13.7	10.9	N/A	N/A
PI044G	16.5	13.2	16.2	12.9	15.0	12.0	13.7	10.9	12.0	9.6
S0L2-F 1, 3	19.3	15.4	18.7	14.9	17.5	14.0	15.9	12.7	N/A	N/A
PI044H	19.3	15.4	18.9	15.1	17.5	14.0	16.0	12.8	14.0	11.2
S0L2-G 1, 3	22.0	17.6	21.3	17.0	20.0	16.0	18.2	14.5	N/A	N/A
PI144D	22.0	17.6	21.5	17.2	20.0	16.0	18.2	14.5	16.0	12.8
S0L2-M 1, 3	27.5	22.0	26.7	21.3	25.0	20.0	22.8	18.2	N/A	N/A
PI144E	27.5	22.0	26.9	21.5	25.0	20.0	22.8	18.2	20.0	16.0
PI144F	30.3	24.2	29.6	23.6	27.5	22.0	25.0	20.0	22.0	17.6
S0L2-P 1, 3	33.0	26.4	32.0	25.6	30.0	24.0	27.3	21.8	N/A	N/A
PI144G	33.0	26.4	32.3	25.8	30.0	24.0	27.5	22.0	24.0	19.2
PI144H	38.5	30.8	37.5	30.0	35.0	28.0	32.0	25.6	28.0	22.4
S1L2-J 1, 3	38.5	30.8	37.5	30.0	35.0	28.0	31.9	25.5	N/A	N/A
S1L2-K 1, 3	44.0	35.2	42.6	34.0	40.0	32.0	36.4	29.1	N/A	N/A
PI144J	45.0	36.0	44.0	35.2	40.0	32.0	36.5	29.2	32.0	25.6
UCI224C	46.8	37.4	45.0	36.0	42.5	34.0	37.5	30.0	33.0	26.4
PI144K	46.8	37.4	45.0	36.0	42.5	34.0	37.5	30.0	32.9	26.3
S1L2-N 1, 3	49.5	39.6	48.0	38.4	45.0	36.0	41.0	32.8	N/A	N/A
UCI224D	55.0	44.0	53.0	42.4	50.0	40.0	45.0	36.0	40.0	32.0
S1L2-R 1, 3	55.0	44.0	53.3	42.6	50.0	40.0	45.5	36.4	N/A	N/A
UCI224E	63.0	50.4	61.0	48.8	60.0	48.0	53.0	42.4	47.0	37.6
S1L2-Y 1, 3	68.8	55.0	66.6	53.2	62.5	50.0	56.9	45.5	N/A	N/A
UCI224F	80.0	64.0	77.0	61.6	72.5	58.0	65.0	52.0	56.0	44.8
UCI224G	90.8	72.6	87.5	70.0	85.0	68.0	75.0	60.0	68.0	54.4
UCI274C	110.0	88.0	106.0	84.8	100.0	80.0	84.0	67.2	75.0	60.0

1. Available in single bearing only
 3. Auxiliary winding option available



4 POLE Three Phase



Star 415V
 Parallel Star 208V
 Delta 240V

50Hz/1500rpm
0.8 Power Factor

2 of 3

Winding 311/312/12	TEMPERATURE RISE									
	Standby 163/27		Standby 150/40		Continuous 125/40 (H)		Continuous 105/40 (F)		Continuous 80/40 (B)	
Model	kVA	kW	kVA	kW	kVA	kW	kVA	kW	kVA	kW
UCI274D	125.0	100.0	121.0	96.8	114.0	91.2	100.0	80.0	90.0	72.0
UCI274E	150.0	120.0	145.0	116.0	140.0	112.0	125.0	100.0	112.5	90.0
UCI274F	175.0	140.0	170.0	136.0	160.0	128.0	145.0	116.0	126.0	100.8
UCI274G	200.0	160.0	187.0	149.6	182.0	145.6	164.6	131.6	143.0	114.4
UCI274H	220.0	176.0	212.0	169.6	200.0	160.0	182.0	145.6	158.0	126.4
UCDI274J	260.0	208.0	250.0	200.0	230.0	184.0	210.0	168.0	180.0	144.0
UCDI274K	275.0	220.0	265.0	212.0	250.0	200.0	229.0	183.2	200.0	160.0
HCI444C	275.0	220.0	270.0	216.0	250.0	200.0	230.0	184.0	200.0	160.0
S4L1S-C	275.0	220.0	270.0	216.0	250.0	200.0	230.0	184.0	200.0	160.0
S4L1D-C 1	285.0	228.0	280.0	224.0	260.0	208.0	235.0	188.0	205.0	164.0
HCI444D	330.0	264.0	320.0	256.0	300.0	240.0	280.0	224.0	240.0	192.0
S4L1S-D	330.0	264.0	320.0	256.0	300.0	240.0	280.0	224.0	240.0	192.0
S4L1D-D 1	340.0	272.0	330.0	264.0	310.0	248.0	285.0	228.0	245.0	196.0
HCI444E	380.0	304.0	370.0	296.0	350.0	280.0	320.0	256.0	275.0	220.0
S4L1S-E	380.0	304.0	370.0	296.0	350.0	280.0	320.0	256.0	275.0	220.0
S4L1D-E 1	400.0	320.0	385.0	308.0	360.0	288.0	325.0	260.0	285.0	228.0
HCI444F	440.0	352.0	430.0	344.0	400.0	320.0	370.0	296.0	320.0	256.0
S4L1S-F	440.0	352.0	430.0	344.0	400.0	320.0	370.0	296.0	320.0	256.0
S4L1D-F 1, 4	455.0	364.0	445.0	356.0	415.0	332.0	380.0	304.0	330.0	264.0
S4L1D-G 1, 4	500.0	400.0	480.0	384.0	450.0	360.0	410.0	328.0	360.0	288.0
HCI544C	500.0	400.0	478.0	382.4	455.0	364.0	400.0	320.0	350.0	280.0
S5L1S-C	500.0	400.0	478.0	382.4	455.0	364.0	400.0	320.0	350.0	280.0
S5L1D-C 1	500.0	400.0	478.0	382.4	455.0	364.0	400.0	320.0	350.0	280.0
HCI544D	550.0	440.0	515.0	412.0	500.0	400.0	450.0	360.0	390.0	312.0
S5L1S-D	550.0	440.0	515.0	412.0	500.0	400.0	450.0	360.0	400.0	320.0
S5L1D-D 1	550.0	440.0	515.0	412.0	500.0	400.0	450.0	360.0	400.0	320.0
HCI544E	660.0	528.0	636.0	508.8	600.0	480.0	550.0	440.0	480.0	384.0
S5L1S-E	660.0	528.0	636.0	508.8	600.0	480.0	550.0	440.0	480.0	384.0
S5L1D-E 1	660.0	528.0	636.0	508.8	600.0	480.0	550.0	440.0	480.0	384.0
HCI544F	738.0	590.4	710.0	568.0	670.0	536.0	620.0	496.0	540.0	432.0

1. Available in single bearing only

4. 4% derate applied when fitted with SAE 0.5 voluted adapter



4 POLE Three Phase



Star 415V
Parallel Star 208V
Delta 240V
50Hz/1500rpm
0.8 Power Factor

3 of 3

Winding 311/312/12	TEMPERATURE RISE									
	Standby 163/27		Standby 150/40		Continuous 125/40 (H)		Continuous 105/40 (F)		Continuous 80/40 (B)	
Model	kVA	kW	kVA	kW	kVA	kW	kVA	kW	kVA	kW
S5L1S-F	738.0	590.4	710.0	568.0	670.0	536.0	620.0	496.0	540.0	432.0
S5L1D-F 1	738.0	590.4	710.0	568.0	670.0	536.0	620.0	496.0	540.0	432.0
S5L1D-G 1	770.0	616.0	740.0	592.0	700.0	560.0	640.0	512.0	560.0	448.0
S5L1D-H 1	825.0	660.0	800.0	640.0	750.0	600.0	685.0	548.0	600.0	480.0
S6L1D-C 8	850.0	680.0	835.0	668.0	810.0	648.0	760.0	608.0	655.0	524.0
S6L1D-D 8	1010.0	808.0	980.0	784.0	940.0	752.0	860.0	688.0	765.0	612.0
S6L1D-E 8	1125.0	900.0	1100.0	880.0	1050.0	840.0	945.0	756.0	840.0	672.0
S6L1D-F 8	1230.0	984.0	1190.0	952.0	1150.0	920.0	1030.0	824.0	920.0	736.0
S6L1D-G 8	1350.0	1080.0	1315.0	1052.0	1260.0	1008.0	1135.0	908.0	1010.0	808.0
S6L1D-H 8	1500.0	1200.0	1460.0	1168.0	1400.0	1120.0	1305.0	1044.0	1205.0	964.0
S7L1D-C 5	1660.0	1328.0	1615.0	1292.0	1550.0	1240.0	1445.0	1156.0	1335.0	1068.0
S7L1D-D 5	1770.0	1416.0	1720.0	1376.0	1650.0	1320.0	1540.0	1232.0	1420.0	1136.0
S7L1D-E 5	1873.0	1498.4	1820.0	1456.0	1750.0	1400.0	1630.0	1304.0	1505.0	1204.0
S7L1D-F 5	2035.0	1628.0	1980.0	1584.0	1900.0	1520.0	1770.0	1416.0	1635.0	1308.0
S7L1D-G 5	2250.0	1800.0	2170.0	1736.0	2080.0	1664.0	1935.0	1548.0	1790.0	1432.0
S7L1D-H 5	2400.0	1920.0	2340.0	1872.0	2250.0	1800.0	2090.0	1672.0	1930.0	1544.0
P80 LVSI804R 5	2650.0	2120.0	2575.0	2060.0	2410.0	1928.0	2210.0	1768.0	1930.0	1544.0
S7L1D-J 5	2680.0	2144.0	2600.0	2080.0	2500.0	2000.0	2250.0	1800.0	2000.0	1600.0
S7L1D-K 5	2945.0	2356.0	2860.0	2288.0	2700.0	2160.0	2500.0	2000.0	2160.0	1728.0
P80 LVSI804S 5	3070.0	2456.0	2985.0	2388.0	2790.0	2232.0	2560.0	2048.0	2240.0	1792.0
S9L1D-C 5	3070.0	2456.0	2985.0	2388.0	2800.0	2240.0	2560.0	2048.0	2240.0	1792.0
P80 LVSI804T 5	3350.0	2680.0	3260.0	2608.0	3050.0	2440.0	2800.0	2240.0	2450.0	1960.0
S9L1D-D 5	3350.0	2680.0	3260.0	2608.0	3050.0	2440.0	2800.0	2240.0	2450.0	1960.0
P80 LVSI804W 2, 5	3910.0	3128.0	3800.0	3040.0	3555.0	2844.0	3322.0	2657.6	2887.0	2309.6
S9L1D-E 2, 5	3910.0	3128.0	3800.0	3040.0	3555.0	2844.0	3322.0	2657.6	2887.0	2309.6
P80 LVSI804X 2, 5	4300.0	3440.0	4180.0	3344.0	3911.0	3128.8	3655.0	2924.0	3177.0	2541.6
S9L1D-F 2, 5	4300.0	3440.0	4180.0	3344.0	3911.0	3128.8	3655.0	2924.0	3177.0	2541.6
S9L1D-G 2, 5	4500.0	3600.0	4400.0	3520.0	4250.0	3400.0	3910.0	3128.0	3400.0	2720.0

- 1. Available in single bearing only
- 2. Available in double bearing only
- 5. Star connection only
- 8. 12 exit lead connections on select cores



4 POLE Three Phase



Star 440V
 Parallel Star 220V
 Delta 254V

50Hz/1500rpm
 0.8 Power Factor

1 of 3

Winding 311/312/12	TEMPERATURE RISE										
	Standby 163/27		Standby 150/40		Continuous 125/40 (H)		Continuous 105/40 (F)		Continuous 80/40 (B)		
Model	kVA	kW	kVA	kW	kVA	kW	kVA	kW	kVA	kW	
PI044D	7.8	6.2	7.7	6.1	7.1	5.6	6.5	5.2	5.7	4.5	
PI044E	10.5	8.4	10.3	8.2	9.5	7.6	8.6	6.8	7.6	6.0	
PI044F	13.1	10.4	12.8	10.2	11.9	9.5	10.8	8.6	9.5	7.6	
PI044G	15.7	12.5	15.4	12.3	14.3	11.4	13.0	10.4	11.4	9.1	
PI044H	18.3	14.6	18.0	14.4	16.6	13.2	15.2	12.1	13.3	10.6	
PI144D	20.9	16.7	20.4	16.3	19.0	15.2	17.3	13.8	15.2	12.1	
PI144E	26.1	20.8	25.6	20.4	23.8	19.0	21.6	17.2	19.0	15.2	
PI144F	28.7	22.9	28.1	22.4	26.1	20.8	23.8	19.0	20.9	16.7	
PI144G	31.4	25.1	30.6	24.4	28.5	22.8	26.1	20.8	22.8	18.2	
UCI224C	33.0	26.4	31.7	25.3	30.0	24.0	27.0	21.6	24.0	19.2	
PI144H	36.6	29.2	35.6	28.4	33.3	26.6	30.4	24.3	26.6	21.2	
UCI224D	41.2	32.9	39.1	31.2	37.5	30.0	33.6	26.8	30.5	24.4	
PI144J	42.8	34.2	41.8	33.4	38.0	30.4	34.7	27.7	30.4	24.3	
PI144K	44.5	35.6	42.8	34.2	40.4	32.3	35.6	28.4	31.3	25.0	
UCI224E	47.3	37.8	45.8	36.6	45.0	36.0	40.3	32.2	35.7	28.5	
UCI224F	60.5	48.4	58.0	46.4	55.0	44.0	48.7	38.9	42.0	33.6	
UCI224G	80.1	64.0	76.9	61.5	75.0	60.0	67.4	53.9	59.3	47.4	
HCI444C	275.0	220.0	270.0	216.0	250.0	200.0	230.0	184.0	200.0	160.0	
S4L1S-C	275.0	220.0	270.0	216.0	250.0	200.0	230.0	184.0	200.0	160.0	
S4L1D-C	1	275.0	220.0	270.0	216.0	250.0	200.0	230.0	184.0	200.0	160.0
HCI444D	320.0	256.0	310.0	248.0	290.0	232.0	270.0	216.0	230.0	184.0	
S4L1S-D	320.0	256.0	310.0	248.0	290.0	232.0	270.0	216.0	230.0	184.0	
S4L1D-D	1	320.0	256.0	310.0	248.0	290.0	232.0	270.0	216.0	230.0	184.0
HCI444E	380.0	304.0	370.0	296.0	350.0	280.0	320.0	256.0	275.0	220.0	
S4L1S-E	380.0	304.0	370.0	296.0	350.0	280.0	320.0	256.0	275.0	220.0	
S4L1D-E	1	380.0	304.0	370.0	296.0	350.0	280.0	320.0	256.0	275.0	220.0
HCI444F	440.0	352.0	430.0	344.0	400.0	320.0	370.0	296.0	320.0	256.0	
S4L1S-F	440.0	352.0	430.0	344.0	400.0	320.0	370.0	296.0	320.0	256.0	
S4L1D-F	1, 4	440.0	352.0	430.0	344.0	400.0	320.0	370.0	296.0	320.0	256.0
S4L1D-G	1, 4	475.0	380.0	455.0	364.0	430.0	344.0	390.0	312.0	345.0	276.0
HCI544C	495.0	396.0	478.0	382.4	450.0	360.0	400.0	320.0	350.0	280.0	

1. Available in single bearing only

4. 4% derate applied when fitted with SAE 0.5 voluted adaptor



4 POLE Three Phase




Star 440V
 Parallel Star 220V
 Delta 254V

50Hz/1500rpm
 0.8 Power Factor

2 of 3

Winding 311/312/12	TEMPERATURE RISE										
	Standby 163/27		Standby 150/40		Continuous 125/40 (H)		Continuous 105/40 (F)		Continuous 80/40 (B)		
Model	kVA	kW	kVA	kW	kVA	kW	kVA	kW	kVA	kW	
S5L1S-C	495.0	396.0	478.0	382.4	450.0	360.0	400.0	320.0	350.0	280.0	
S5L1D-C	1	495.0	396.0	478.0	382.4	450.0	360.0	400.0	320.0	350.0	280.0
HCI544D	530.0	424.0	515.0	412.0	500.0	400.0	450.0	360.0	390.0	312.0	
S5L1S-D	530.0	424.0	515.0	412.0	500.0	400.0	450.0	360.0	390.0	312.0	
S5L1D-D	1	530.0	424.0	515.0	412.0	500.0	400.0	450.0	360.0	390.0	312.0
HCI544E	660.0	528.0	636.0	508.8	600.0	480.0	550.0	440.0	480.0	384.0	
S5L1S-E	660.0	528.0	636.0	508.8	600.0	480.0	550.0	440.0	480.0	384.0	
S5L1D-E	1	660.0	528.0	636.0	508.8	600.0	480.0	550.0	440.0	480.0	384.0
HCI544F	715.0	572.0	690.0	552.0	650.0	520.0	600.0	480.0	520.0	416.0	
S5L1S-F	715.0	572.0	690.0	552.0	650.0	520.0	600.0	480.0	520.0	416.0	
S5L1D-F	1	715.0	572.0	690.0	552.0	650.0	520.0	600.0	480.0	520.0	416.0
S5L1D-G	1	750.0	600.0	720.0	576.0	680.0	544.0	625.0	500.0	544.0	435.2
S5L1D-H	1	780.0	624.0	755.0	604.0	710.0	568.0	650.0	520.0	568.0	454.4
S6L1D-C	8	850.0	680.0	825.0	660.0	800.0	640.0	750.0	600.0	650.0	520.0
S6L1D-D	8	960.0	768.0	920.0	736.0	875.0	700.0	800.0	640.0	700.0	560.0
S6L1D-E	8	1100.0	880.0	1060.0	848.0	1010.0	808.0	900.0	720.0	800.0	640.0
S6L1D-F	8	1220.0	976.0	1180.0	944.0	1110.0	888.0	1000.0	800.0	885.0	708.0
S6L1D-G	8	1320.0	1056.0	1290.0	1032.0	1235.0	988.0	1110.0	888.0	990.0	792.0
S6L1D-H	8	1435.0	1148.0	1400.0	1120.0	1340.0	1072.0	1255.0	1004.0	1140.0	912.0
S7L1D-C	5	1630.0	1304.0	1590.0	1272.0	1520.0	1216.0	1415.0	1132.0	1310.0	1048.0
S7L1D-D	5	1735.0	1388.0	1685.0	1348.0	1620.0	1296.0	1505.0	1204.0	1400.0	1120.0
S7L1D-E	5	1840.0	1472.0	1789.0	1431.2	1720.0	1376.0	1600.0	1280.0	1480.0	1184.0
S7L1D-F	5	1995.0	1596.0	1940.0	1552.0	1865.0	1492.0	1735.0	1388.0	1615.0	1292.0
S7L1D-G	5	2185.0	1748.0	2125.0	1700.0	2040.0	1632.0	1900.0	1520.0	1755.0	1404.0
S7L1D-H	5	2310.0	1848.0	2250.0	1800.0	2160.0	1728.0	2005.0	1604.0	1855.0	1484.0
S7L1D-J	5	2490.0	1992.0	2420.0	1936.0	2265.0	1812.0	2075.0	1660.0	1880.0	1504.0
P80 LVSI804R	5	2490.0	1992.0	2420.0	1936.0	2265.0	1812.0	2075.0	1660.0	1815.0	1452.0
P80 LVSI804S	5	2885.0	2308.0	2805.0	2244.0	2620.0	2096.0	2405.0	1924.0	2105.0	1684.0
S9L1D-C	5	2885.0	2308.0	2805.0	2244.0	2620.0	2096.0	2405.0	1924.0	2105.0	1684.0

1. Available in single bearing only
 5. Star connection only
 8. 12 exit lead connections on select cores



4 POLE Three Phase



Star 440V
Parallel Star 220V
Delta 254V

50Hz/1500rpm
0.8 Power Factor

3 of 3

Winding 311/312/12	TEMPERATURE RISE									
	Standby 163/27		Standby 150/40		Continuous 125/40 (H)		Continuous 105/40 (F)		Continuous 80/40 (B)	
Model	kVA	kW	kVA	kW	kVA	kW	kVA	kW	kVA	kW
P80 LVSI804T 5	3150.0	2520.0	3065.0	2452.0	2865.0	2292.0	2630.0	2104.0	2300.0	1840.0
S9L1D-D 5	3150.0	2520.0	3065.0	2452.0	2865.0	2292.0	2630.0	2104.0	2300.0	1840.0
P80 LVSI804W 2, 5	3675.0	2940.0	3570.0	2856.0	3340.0	2672.0	3122.0	2497.6	2715.0	2172.0
S9L1D-E 2, 5	3675.0	2940.0	3570.0	2856.0	3340.0	2672.0	3122.0	2497.6	2715.0	2172.0
P80 LVSI804X 2, 5	4040.0	3232.0	3970.0	3176.0	3675.0	2940.0	3435.0	2748.0	2980.0	2384.0
S9L1D-F 2, 5	4040.0	3232.0	3970.0	3176.0	3675.0	2940.0	3435.0	2748.0	2980.0	2384.0
S9L1D-G 2, 5	4130.0	3304.0	4040.0	3232.0	3900.0	3120.0	3590.0	2872.0	3120.0	2496.0

2. Available in double bearing only
 5. Star connection only



4 POLE Three Phase




Star 660V-690V
 Parallel Star 330V-345V
 Delta 380V-400V

50Hz/1500rpm
 0.8 Power Factor

1 of 2

Winding 25/26/65	TEMPERATURE RISE									
	Standby 163/27		Standby 150/40		Continuous 125/40 (H)		Continuous 105/40 (F)		Continuous 80/40 (B)	
Model	kVA	kW	kVA	kW	kVA	kW	kVA	kW	kVA	kW
UCI224C	41.0	32.8	39.5	31.6	37.5	30.0	34.5	27.6	30.0	24.0
UCI224D	55.0	44.0	53.0	42.4	50.0	40.0	45.0	36.0	40.0	32.0
UCI224F	71.5	57.2	69.0	55.2	65.0	52.0	60.0	48.0	52.0	41.6
UCI224G	85.0	68.0	82.0	65.6	80.0	64.0	73.5	58.8	64.0	51.2
UCI274C	110.0	88.0	106.0	84.8	100.0	80.0	84.0	67.2	75.0	60.0
UCI274D	125.0	100.0	121.0	96.8	114.0	91.2	100.0	80.0	90.0	72.0
UCI274E	150.0	120.0	145.0	116.0	140.0	112.0	125.0	100.0	112.5	90.0
UCI274F	175.0	140.0	170.0	136.0	160.0	128.0	145.0	116.0	126.0	100.8
UCI274G	189.0	151.2	182.0	145.6	175.0	140.0	160.0	128.0	138.8	111.0
UCI274H	220.0	176.0	212.0	169.6	200.0	160.0	182.0	145.6	158.0	126.4
HCI444C	275.0	220.0	270.0	216.0	250.0	200.0	230.0	184.0	200.0	160.0
S4L1S-C	275.0	220.0	270.0	216.0	250.0	200.0	230.0	184.0	200.0	160.0
HCI444D	330.0	264.0	320.0	256.0	300.0	240.0	280.0	224.0	240.0	192.0
S4L1S-D	330.0	264.0	320.0	256.0	300.0	240.0	280.0	224.0	240.0	192.0
HCI444E	370.0	296.0	355.0	284.0	340.0	272.0	310.0	248.0	265.0	212.0
S4L1S-E	370.0	296.0	355.0	284.0	340.0	272.0	310.0	248.0	265.0	212.0
HCI444F	440.0	352.0	430.0	344.0	400.0	320.0	370.0	296.0	320.0	256.0
S4L1S-F	440.0	352.0	430.0	344.0	400.0	320.0	370.0	296.0	320.0	256.0
HCI544C	468.0	374.4	450.0	360.0	425.0	340.0	375.0	300.0	325.0	260.0
S5L1S-C	468.0	374.4	450.0	360.0	425.0	340.0	375.0	300.0	325.0	260.0
HCI544D	530.0	424.0	515.0	412.0	500.0	400.0	450.0	360.0	390.0	312.0
S5L1S-D	530.0	424.0	515.0	412.0	500.0	400.0	450.0	360.0	390.0	312.0
HCI544E	610.0	488.0	590.0	472.0	560.0	448.0	510.0	408.0	445.0	356.0
S5L1S-E	610.0	488.0	590.0	472.0	560.0	448.0	510.0	408.0	445.0	356.0
HCI544F	738.0	590.4	710.0	568.0	670.0	536.0	620.0	496.0	540.0	432.0
S5L1S-F	738.0	590.4	710.0	568.0	670.0	536.0	620.0	496.0	540.0	432.0
S6L1D-C 5, 7, 8	850.0	680.0	820.0	656.0	800.0	640.0	750.0	600.0	650.0	520.0
S6L1D-D 5, 7, 8	990.0	792.0	950.0	760.0	900.0	720.0	820.0	656.0	730.0	584.0
S6L1D-E 5, 7, 8	1100.0	880.0	1060.0	848.0	1000.0	800.0	900.0	720.0	800.0	640.0
S6L1D-F 5, 7, 8	1150.0	920.0	1115.0	892.0	1050.0	840.0	945.0	756.0	820.0	656.0
S6L1D-G 5, 7, 8	1350.0	1080.0	1315.0	1052.0	1260.0	1008.0	1175.0	940.0	1037.0	829.6

5. Star connection only
 7. 660V ratings may differ - refer to technical data sheet
 8. 12 exit lead connections on select cores



4 POLE Three Phase




Star 660V-690V
Parallel Star 330V-345V
Delta 380V-400V

50Hz/1500rpm
0.8 Power Factor

2 of 2

Winding 25/26/65	TEMPERATURE RISE									
	Standby 163/27		Standby 150/40		Continuous 125/40 (H)		Continuous 105/40 (F)		Continuous 80/40 (B)	
Model	kVA	kW	kVA	kW	kVA	kW	kVA	kW	kVA	kW
S6L1D-H 5, 7, 8	1500.0	1200.0	1460.0	1168.0	1388.0	1110.4	1250.0	1000.0	1120.0	896.0
S7L1D-C 5	1620.0	1296.0	1575.0	1260.0	1510.0	1208.0	1405.0	1124.0	1300.0	1040.0
S7L1D-D 5	1770.0	1416.0	1720.0	1376.0	1650.0	1320.0	1535.0	1228.0	1420.0	1136.0
S7L1D-E 5	1840.0	1472.0	1785.0	1428.0	1715.0	1372.0	1600.0	1280.0	1475.0	1180.0
S7L1D-F 5	1990.0	1592.0	1940.0	1552.0	1860.0	1488.0	1730.0	1384.0	1600.0	1280.0
S7L1D-G 5	2230.0	1784.0	2170.0	1736.0	2080.0	1664.0	1935.0	1548.0	1790.0	1432.0
S7L1D-H 5	2345.0	1876.0	2280.0	1824.0	2200.0	1760.0	2050.0	1640.0	1885.0	1508.0
P80 LVSI804T 5	3110.0	2488.0	3025.0	2420.0	2830.0	2264.0	2560.0	2048.0	2170.0	1736.0
S9L1D-D 5	3110.0	2488.0	3025.0	2420.0	2830.0	2264.0	2600.0	2080.0	2260.0	1808.0
P80 LVSI804W 2, 5	3650.0	2920.0	3550.0	2840.0	3320.0	2656.0	3020.0	2416.0	2560.0	2048.0
S9L1D-E 2, 5	3650.0	2920.0	3550.0	2840.0	3320.0	2656.0	3020.0	2416.0	2700.0	2160.0
P80 LVSI804Y 2, 5	4180.0	3344.0	4065.0	3252.0	3800.0	3040.0	3535.0	2828.0	3080.0	2464.0
S9L1D-G 2, 5	4180.0	3344.0	4065.0	3252.0	3800.0	3040.0	3535.0	2828.0	3040.0	2432.0

- 2. Available in double bearing only
- 5. Star connection only
- 7. 660V ratings may differ - refer to technical data sheet
- 8. 12 exit lead connections on select cores



4 POLE Three Phase



Star 380V
 Parallel Star 190V
 Delta 220V

60Hz/1800rpm
 0.8 Power Factor

1 of 3

Winding 13/14/613	TEMPERATURE RISE									
	Standby 163/27		Standby 150/40		Continuous 125/40 (H)		Continuous 105/40 (F)		Continuous 80/40 (B)	
Model	kVA	kW	kVA	kW	kVA	kW	kVA	kW	kVA	kW
PI044D	10.2	8.1	9.9	7.9	9.4	7.5	8.5	6.8	7.5	6.0
S0L1-D 1	10.2	8.1	9.9	7.9	9.4	7.5	8.5	6.8	7.5	6.0
PI044E	13.6	10.8	13.1	10.4	12.5	10.0	11.3	9.0	10.0	8.0
S0L1-H 1	13.6	10.8	13.1	10.4	12.5	10.0	11.3	9.0	10.0	8.0
PI044F	16.4	13.1	15.8	12.6	15.0	12.0	13.5	10.8	12.0	9.6
S0L1-L 1	16.4	13.1	15.8	12.6	15.0	12.0	13.5	10.8	12.0	9.6
PI044G	20.5	16.4	19.7	15.7	18.8	15.0	16.9	13.5	15.0	12.0
S0L1-P 1	20.5	16.4	19.7	15.7	18.8	15.0	16.9	13.5	15.0	12.0
PI044H	22.9	18.3	22.1	17.6	21.0	16.8	18.9	15.1	16.8	13.4
S0L2-F 1	22.9	18.3	22.1	17.6	21.0	16.8	18.9	15.1	16.8	13.4
PI144D	27.3	21.8	26.3	21.0	25.0	20.0	22.5	18.0	20.0	16.0
S0L2-G 1	27.3	21.8	26.3	21.0	25.0	20.0	22.5	18.0	20.0	16.0
PI144E	32.7	26.1	31.5	25.2	30.0	24.0	27.0	21.6	24.0	19.2
S0L2-M 1	32.7	26.1	31.5	25.2	30.0	24.0	27.0	21.6	24.0	19.2
PI144F	36.0	28.8	34.7	27.7	33.0	26.4	29.7	23.7	26.4	21.1
PI144G	40.9	32.7	39.4	31.5	37.5	30.0	33.8	27.0	30.0	24.0
S0L2-P 1	40.9	32.7	39.4	31.5	37.5	30.0	33.8	27.0	30.0	24.0
PI144H	47.7	38.1	46.0	36.8	43.8	35.0	39.4	31.5	35.0	28.0
S1L2-J 1	47.7	38.1	46.0	36.8	43.8	35.0	39.4	31.5	35.0	28.0
PI144J	51.8	41.4	49.9	39.9	47.5	38.0	42.8	34.2	38.0	30.4
S1L2-K 1	51.8	41.4	49.9	39.9	47.5	38.0	42.8	34.2	38.0	30.4
PI144K	60.0	48.0	57.8	46.2	55.0	44.0	49.5	39.6	44.0	35.2
S1L2-N 1	60.0	48.0	57.8	46.2	55.0	44.0	49.5	39.6	44.0	35.2
UCI224C	60.0	48.0	58.1	46.4	55.0	44.0	48.0	38.4	42.0	33.6
UCI224D	66.3	53.0	65.0	52.0	62.5	50.0	56.0	44.8	48.5	38.8
S1L2-R 1	66.3	53.0	65.0	52.0	62.5	50.0	56.0	44.8	48.5	38.8
UCI224E	75.0	60.0	73.8	59.0	70.0	56.0	65.0	52.0	55.0	44.0
S1L2-Y 1	75.0	60.0	73.8	59.0	70.0	56.0	65.0	52.0	55.0	44.0
UCI224F	92.0	73.6	89.4	71.5	85.0	68.0	75.0	60.0	65.0	52.0
UCI224G	106.3	85.0	102.5	82.0	100.0	80.0	93.8	75.0	81.3	65.0
UCI274C	132.0	105.6	127.0	101.6	120.0	96.0	110.0	88.0	95.0	76.0

1. Available in single bearing only



4 POLE Three Phase



Star 380V
 Parallel Star 190V
 Delta 220V

60Hz/1800rpm
 0.8 Power Factor

2 of 3

Winding 13/14/613	TEMPERATURE RISE										
	Standby 163/27		Standby 150/40		Continuous 125/40 (H)		Continuous 105/40 (F)		Continuous 80/40 (B)		
Model	kVA	kW	kVA	kW	kVA	kW	kVA	kW	kVA	kW	
UCI274D	142.5	114.0	137.5	110.0	131.3	105.0	120.0	96.0	100.0	80.0	
UCI274E	175.0	140.0	170.0	136.0	160.0	128.0	140.0	112.0	120.0	96.0	
UCI274F	190.0	152.0	186.0	148.8	180.0	144.0	160.0	128.0	137.5	110.0	
UCI274G	212.5	170.0	207.5	166.0	200.0	160.0	187.5	150.0	162.5	130.0	
UCI274H	256.3	205.0	250.0	200.0	237.5	190.0	218.8	175.0	187.5	150.0	
UCDI274J	325.0	260.0	319.0	255.2	300.0	240.0	275.0	220.0	240.0	192.0	
HCI444C	330.0	264.0	320.0	256.0	300.0	240.0	275.0	220.0	240.0	192.0	
S4L1S-C	330.0	264.0	320.0	256.0	300.0	240.0	275.0	220.0	240.0	192.0	
HCI444D	385.0	308.0	375.0	300.0	350.0	280.0	315.0	252.0	270.0	216.0	
S4L1S-D	385.0	308.0	375.0	300.0	350.0	280.0	315.0	252.0	270.0	216.0	
HCI544C	540.0	432.0	520.0	416.0	500.0	400.0	460.0	368.0	400.0	320.0	
S5L1S-C	540.0	432.0	520.0	416.0	500.0	400.0	460.0	368.0	400.0	320.0	
HCI444F	550.0	440.0	535.0	428.0	500.0	400.0	465.0	372.0	400.0	320.0	
S4L1S-F	550.0	440.0	535.0	428.0	500.0	400.0	465.0	372.0	400.0	320.0	
S5L1S-D	673.0	538.4	655.0	524.0	625.0	500.0	563.0	450.4	495.0	396.0	
HCI544D	673.0	538.4	655.0	524.0	625.0	500.0	563.0	450.4	495.0	396.0	
HCI544E	730.0	584.0	710.0	568.0	675.0	540.0	620.0	496.0	535.0	428.0	
S5L1S-E	730.0	584.0	710.0	568.0	675.0	540.0	620.0	496.0	535.0	428.0	
S5L1S-F	906.0	724.8	875.0	700.0	825.0	660.0	750.0	600.0	660.0	528.0	
HCI544F	906.0	724.8	875.0	700.0	825.0	660.0	750.0	600.0	660.0	528.0	
S6L1D-C	8	950.0	760.0	913.0	730.4	875.0	700.0	813.0	650.4	710.0	568.0
S6L1D-D	8	1080.0	864.0	1050.0	840.0	1000.0	800.0	910.0	728.0	790.0	632.0
S6L1D-E	8	1325.0	1060.0	1275.0	1020.0	1225.0	980.0	1125.0	900.0	981.0	784.8
S6L1D-F	8	1500.0	1200.0	1455.0	1164.0	1375.0	1100.0	1260.0	1008.0	1090.0	872.0
S6L1D-G	8	1505.0	1204.0	1460.0	1168.0	1405.0	1124.0	1310.0	1048.0	1200.0	960.0
S6L1D-H	8	1670.0	1336.0	1625.0	1300.0	1560.0	1248.0	1455.0	1164.0	1312.0	1049.6
S7L1D-C	5	1900.0	1520.0	1856.0	1484.8	1781.0	1424.8	1656.0	1324.8	1531.0	1224.8
S7L1D-D	5	2050.0	1640.0	2000.0	1600.0	1919.0	1535.2	1787.0	1429.6	1650.0	1320.0
S7L1D-E	5	2150.0	1720.0	2094.0	1675.2	2013.0	1610.4	1875.0	1500.0	1731.0	1384.8
S7L1D-F	5	2338.0	1870.4	2269.0	1815.2	2187.0	1749.6	2031.0	1624.8	1881.0	1504.8

5. Star connection only
 8. 12 exit lead connections on select cores



4 POLE Three Phase



Star 380V
 Parallel Star 190V
 Delta 220V

60Hz/1800rpm
 0.8 Power Factor

3 of 3

Winding 13/14/613	TEMPERATURE RISE										
	Standby 163/27		Standby 150/40		Continuous 125/40 (H)		Continuous 105/40 (F)		Continuous 80/40 (B)		
Model	kVA	kW	kVA	kW	kVA	kW	kVA	kW	kVA	kW	
S7L1D-G	5	2681.0	2144.8	2606.0	2084.8	2506.0	2004.8	2331.0	1864.8	2156.0	1724.8
S7L1D-H	5	2788.0	2230.4	2713.0	2170.4	2613.0	2090.4	2431.0	1944.8	2250.0	1800.0
P80 LVSI804R	5	3105.0	2484.0	3015.0	2412.0	2825.0	2260.0	2590.0	2072.0	2260.0	1808.0
S7L1D-J	5	3106.0	2484.8	3019.0	2415.2	2850.0	2280.0	2619.0	2095.2	2281.0	1824.8
P80 LVSI804S	5	3570.0	2856.0	3470.0	2776.0	3250.0	2600.0	2975.0	2380.0	2630.0	2104.0
S9L1D-C	5	3575.0	2860.0	3475.0	2780.0	3250.0	2600.0	3000.0	2400.0	2631.0	2104.8
P80 LVSI804T	5	3740.0	2992.0	3630.0	2904.0	3400.0	2720.0	3130.0	2504.0	2750.0	2200.0
S9L1D-D	5	3744.0	2995.2	3631.0	2904.8	3400.0	2720.0	3125.0	2500.0	2750.0	2200.0
P80 LVSI804W	2, 5	4120.0	3296.0	4000.0	3200.0	3750.0	3000.0	3450.0	2760.0	3030.0	2424.0
S9L1D-E	2, 5	4120.0	3296.0	4000.0	3200.0	3750.0	3000.0	3450.0	2760.0	3030.0	2424.0

2. Available in double bearing only
 5. Star connection only



4 POLE Three Phase



Star 380V
 Parallel Star 190V
 Delta 220V

60Hz/1800rpm
0.8 Power Factor

1 of 3

* Winding 13/14 is the recommended option for 380V (60Hz)

Winding 311/312/12	TEMPERATURE RISE									
	Standby 163/27		Standby 150/40		Continuous 125/40 (H)		Continuous 105/40 (F)		Continuous 80/40 (B)	
Model	kVA	kW	kVA	kW	kVA	kW	kVA	kW	kVA	kW
S0L1-D 1	7.9	6.3	7.6	6.0	7.1	5.6	6.5	5.2	5.8	4.6
PI044D	8.5	6.8	8.3	6.6	7.7	6.1	7.0	5.6	6.2	4.9
PI044E	11.3	9.0	11.1	8.8	10.3	8.2	9.3	7.4	8.2	6.5
S0L1-H 1	10.5	8.4	10.1	8.0	9.5	7.6	8.6	6.8	7.6	6.0
S0L1-L 1	13.1	10.4	12.6	10.0	11.9	9.5	10.9	8.7	9.5	7.6
PI044F	14.1	11.2	13.8	11.0	12.8	10.2	11.7	9.3	10.3	8.2
S0L1-P 1	15.6	12.4	15.3	12.2	14.3	11.4	13.0	10.4	11.4	9.1
PI044G	16.9	13.5	16.6	13.2	15.4	12.3	14.0	11.2	12.3	9.8
S0L2-F 1, 3	18.3	14.6	17.8	14.2	16.6	13.2	15.1	12.0	13.3	10.6
PI044H	19.7	15.7	19.4	15.5	17.9	14.3	16.4	13.1	14.4	11.5
S0L2-G 1, 3	20.9	16.7	20.3	16.2	19.0	15.2	17.3	13.8	15.3	12.2
PI144D	22.6	18.0	22.0	17.6	20.5	16.4	18.7	14.9	16.4	13.1
S0L2-M 1, 3	26.1	20.8	25.4	20.3	23.8	19.0	21.6	17.2	19.0	15.2
PI144E	28.2	22.5	27.6	22.0	25.6	20.4	23.3	18.6	20.5	16.4
PI144F	31.0	24.8	30.3	24.2	28.2	22.5	25.6	20.4	22.6	18.0
S0L2-P 1, 3	31.4	25.1	30.4	24.3	28.5	22.8	26.0	20.8	22.8	18.2
PI144G	33.8	27.0	33.1	26.4	30.8	24.6	28.2	22.5	24.6	19.6
S1L2-J 1, 3	36.6	29.2	35.6	28.4	33.3	26.6	30.3	24.2	26.6	21.2
PI144H	39.5	31.6	38.4	30.7	35.9	28.7	32.8	26.2	28.7	22.9
S1L2-K 1, 3	41.8	33.4	40.5	32.4	38.0	30.4	34.6	27.6	30.4	24.3
PI144J	46.1	36.8	45.1	36.0	41.0	32.8	37.4	29.9	32.8	26.2
S1L2-N 1, 3	47.0	37.6	45.6	36.4	42.8	34.2	38.9	31.1	34.3	27.4
PI144K	49.2	39.3	47.6	38.0	45.1	36.0	39.4	31.5	34.5	27.6
UCI224C	47.0	37.6	45.0	36.0	45.5	36.4	41.0	32.8	35.0	28.0
S1L2-R 1, 3	52.3	41.8	50.6	40.4	47.5	38.0	43.3	34.6	38.0	30.4
UCI224D	56.0	44.8	54.0	43.2	54.8	43.8	48.0	38.4	41.5	33.2
S1L2-Y 1, 3	65.4	52.3	63.4	50.7	59.4	47.5	54.0	43.2	47.5	38.0
UCI224E	63.0	50.4	62.0	49.6	61.5	49.2	57.0	45.6	48.3	38.6
UCI224F	81.0	64.8	79.0	63.2	76.3	61.0	68.3	54.6	59.4	47.5
UCI224G	90.0	72.0	87.0	69.6	85.4	68.3	79.4	63.5	68.3	54.6

1. Available in single bearing only
 3. Auxiliary winding option available



4 POLE Three Phase



Star 380V
 Parallel Star 190V
 Delta 220V

60Hz/1800rpm
0.8 Power Factor

* Winding 13/14 is the recommended option for 380V (60Hz)

Winding 311/312/12	TEMPERATURE RISE									
	Standby 163/27		Standby 150/40		Continuous 125/40 (H)		Continuous 105/40 (F)		Continuous 80/40 (B)	
Model	kVA	kW	kVA	kW	kVA	kW	kVA	kW	kVA	kW
UCI274C	108.8	87.0	104.0	83.2	102.5	82.0	88.8	71.0	76.9	61.5
UCI274D	125.0	100.0	123.0	98.4	120.0	96.0	110.0	88.0	90.0	72.0
UCI274E	153.0	122.4	148.0	118.4	140.0	112.0	127.5	102.0	110.0	88.0
UCI274F	173.0	138.4	168.0	134.4	165.0	132.0	147.5	118.0	127.5	102.0
UCI274G	193.8	155.0	187.5	150.0	181.3	145.0	168.8	135.0	147.4	117.9
UCI274H	221.0	176.8	217.0	173.6	212.5	170.0	200.0	160.0	168.8	135.0
UCDI274J	257.0	205.6	252.0	201.6	250.0	200.0	225.0	180.0	194.0	155.2
UCDI274K	272.0	217.6	262.0	209.6	258.0	206.4	236.0	188.8	206.0	164.8
HCI444C	285.0	228.0	275.0	220.0	260.0	208.0	240.0	192.0	210.0	168.0
S4L1S-C	285.0	228.0	275.0	220.0	260.0	208.0	240.0	192.0	210.0	168.0
S4L1D-C 1	281.0	224.8	277.5	222.0	262.5	210.0	240.0	192.0	210.0	168.0
HCI444D	340.0	272.0	330.0	264.0	310.0	248.0	290.0	232.0	250.0	200.0
S4L1S-D	340.0	272.0	330.0	264.0	310.0	248.0	290.0	232.0	250.0	200.0
S4L1D-D 1	340.0	272.0	328.0	262.4	313.8	251.0	290.0	232.0	251.3	201.0
HCI444E	395.0	316.0	380.0	304.0	365.0	292.0	330.0	264.0	290.0	232.0
S4L1S-E	395.0	316.0	380.0	304.0	365.0	292.0	330.0	264.0	290.0	232.0
S4L1D-E 1	387.0	309.6	376.0	300.8	365.0	292.0	333.8	267.0	290.0	232.0
HCI444F	455.0	364.0	445.0	356.0	415.0	332.0	385.0	308.0	335.0	268.0
S4L1S-F	455.0	364.0	445.0	356.0	415.0	332.0	385.0	308.0	335.0	268.0
S4L1D-F 1, 4	455.0	364.0	439.0	351.2	416.3	333.0	385.0	308.0	335.0	268.0
S4L1D-G 1, 4	494.0	395.2	475.0	380.0	456.3	365.0	416.3	333.0	365.0	292.0
HCI544C	509.0	407.2	494.0	395.2	480.0	384.0	438.0	350.4	380.0	304.0
S5L1D-C	519.0	415.2	500.0	400.0	480.0	384.0	438.0	350.4	380.0	304.0
HCI544D	550.0	440.0	535.0	428.0	525.0	420.0	470.0	376.0	410.0	328.0
S5L1D-D	550.0	440.0	535.0	428.0	525.0	420.0	470.0	376.0	410.0	328.0
HCI544E	648.0	518.4	633.0	506.4	623.0	498.4	570.0	456.0	500.0	400.0
S5L1D-E	673.0	538.4	655.0	524.0	623.0	498.4	570.0	456.0	500.0	400.0
HCI544F	717.0	573.6	692.0	553.6	673.0	538.4	625.0	500.0	550.0	440.0
S5L1D-F	738.0	590.4	713.0	570.4	673.0	538.4	625.0	500.0	550.0	440.0
S5L1D-G	750.0	600.0	725.0	580.0	681.0	544.8	631.0	504.8	544.0	435.2

1. Available in single bearing only

4. 4% derate applied when fitted with SAE 0.5 voluted adapter



4 POLE Three Phase



Star 380V
Parallel Star 190V
Delta 220V
60Hz/1800rpm
0.8 Power Factor

3 of 3

* Winding 13/14 is the recommended option for 380V (60Hz)

Winding 311/312/12	TEMPERATURE RISE									
	Standby 163/27		Standby 150/40		Continuous 125/40 (H)		Continuous 105/40 (F)		Continuous 80/40 (B)	
Model	kVA	kW	kVA	kW	kVA	kW	kVA	kW	kVA	kW
S5L1D-H	800.0	640.0	775.0	620.0	730.0	584.0	669.0	535.2	581.0	464.8
S6L1D-C 8	861.0	688.8	826.0	660.8	800.0	640.0	745.0	596.0	650.0	520.0
S6L1D-D 8	965.0	772.0	940.0	752.0	938.0	750.4	836.3	669.0	721.3	577.0
S6L1D-E 8	1108.0	886.4	1068.0	854.4	1050.0	840.0	971.3	777.0	845.0	676.0
S6L1D-F 8	1246.0	996.8	1187.0	949.6	1165.0	932.0	1085.0	868.0	941.3	753.0
S6L1D-G 8	1286.0	1028.8	1242.5	994.0	1187.5	950.0	1096.3	877.0	950.0	760.0
S6L1D-H 8	1434.0	1147.2	1394.0	1115.2	1352.5	1082.0	1292.5	1034.0	1165.0	932.0
S7L1D-C 5	1603.0	1282.4	1564.0	1251.2	1499.0	1199.2	1395.0	1116.0	1286.0	1028.8
S7L1D-D 5	1712.0	1369.6	1663.0	1330.4	1598.0	1278.4	1484.0	1187.2	1375.0	1100.0
S7L1D-E 5	1792.0	1433.6	1742.0	1393.6	1678.0	1342.4	1559.0	1247.2	1440.0	1152.0
S7L1D-F 5	1955.0	1564.0	1900.0	1520.0	1821.0	1456.8	1697.0	1357.6	1583.0	1266.4
S7L1D-G 5	2206.0	1764.8	2142.0	1713.6	2058.0	1646.4	1920.0	1536.0	1777.0	1421.6
S7L1D-H 5	2335.0	1868.0	2266.0	1812.8	2177.0	1741.6	2028.0	1622.4	1875.0	1500.0
S7L1D-J 5	2533.0	2026.4	2474.0	1979.2	2375.0	1900.0	2177.0	1741.6	1900.0	1520.0
S9L1D-C 5	2917.0	2333.6	2836.0	2268.8	2650.0	2120.0	2435.0	1948.0	2119.0	1695.2
S9L1D-D 5	3186.0	2548.8	3100.0	2480.0	2898.0	2318.4	2669.0	2135.2	2375.0	1900.0
S9L1D-E 2, 5	3602.0	2881.6	3507.0	2805.6	3280.0	2624.0	3020.0	2416.0	2625.0	2100.0
S9L1D-F 2, 5	3879.0	3103.2	3775.0	3020.0	3535.0	2828.0	3290.0	2632.0	2865.0	2292.0
S9L1D-G 2, 5	4270.0	3416.0	4175.0	3340.0	4035.0	3228.0	3710.0	2968.0	3230.0	2584.0

2. Available in double bearing only
 5. Star connection only
 8. 12 exit lead connections on select cores



4 POLE Three Phase



Star 416V
 Parallel Star 208V
 Delta 240V

60Hz/1800rpm
 0.8 Power Factor

1 of 3

Winding 13/14/6/13	TEMPERATURE RISE									
	Standby 163/27		Standby 150/40		Continuous 125/40 (H)		Continuous 105/40 (F)		Continuous 80/40 (B)	
Model	kVA	kW	kVA	kW	kVA	kW	kVA	kW	kVA	kW
PI044D	10.2	8.1	9.9	7.9	9.4	7.5	8.5	6.8	7.5	6.0
S0L1-D 1	10.2	8.1	9.9	7.9	9.4	7.5	8.5	6.8	7.5	6.0
PI044E	13.6	10.8	13.1	10.4	12.5	10.0	11.3	9.0	10.0	8.0
S0L1-H 1	13.6	10.8	13.1	10.4	12.5	10.0	11.3	9.0	10.0	8.0
PI044F	16.4	13.1	15.8	12.6	15.0	12.0	13.5	10.8	12.0	9.6
S0L1-L 1	16.4	13.1	15.8	12.6	15.0	12.0	13.5	10.8	12.0	9.6
PI044G	20.5	16.4	19.7	15.7	18.8	15.0	16.9	13.5	15.0	12.0
S0L1-P 1	20.5	16.4	19.7	15.7	18.8	15.0	16.9	13.5	15.0	12.0
PI044H	22.9	18.3	22.1	17.6	21.0	16.8	18.9	15.1	16.8	13.4
S0L2-F 1	22.9	18.3	22.1	17.6	21.0	16.8	18.9	15.1	16.8	13.4
PI144D	27.3	21.8	26.3	21.0	25.0	20.0	22.5	18.0	20.0	16.0
S0L2-G 1	27.3	21.8	26.3	21.0	25.0	20.0	22.5	18.0	20.0	16.0
PI144E	32.7	26.1	31.5	25.2	30.0	24.0	27.0	21.6	24.0	19.2
S0L2-M 1	32.7	26.1	31.5	25.2	30.0	24.0	27.0	21.6	24.0	19.2
PI144F	36.0	28.8	34.7	27.7	33.0	26.4	29.7	23.7	26.4	21.1
PI144G	40.9	32.7	39.4	31.5	37.5	30.0	33.8	27.0	30.0	24.0
S0L2-P 1	39.7	31.7	38.2	30.5	36.4	29.1	32.8	26.2	29.1	23.2
PI144H	47.7	38.1	46.0	36.8	43.8	35.0	39.4	31.5	35.0	28.0
S1L2-J 1	47.7	38.1	46.0	36.8	43.8	35.0	39.4	31.5	35.0	28.0
PI144J	51.8	41.4	49.9	39.9	47.5	38.0	42.8	34.2	38.0	30.4
S1L2-K 1	51.8	41.4	49.9	39.9	47.5	38.0	42.8	34.2	38.0	30.4
PI144K	60.0	48.0	57.8	46.2	55.0	44.0	49.5	39.6	44.0	35.2
S1L2-N 1	60.0	48.0	57.8	46.2	55.0	44.0	49.5	39.6	44.0	35.2
UCI224C	60.0	48.0	58.1	46.4	55.0	44.0	48.0	38.4	42.0	33.6
UCI224D	66.3	53.0	65.0	52.0	62.5	50.0	56.0	44.8	48.5	38.8
S1L2-R 1	66.3	53.0	65.0	52.0	62.5	50.0	56.0	44.8	48.5	38.8
UCI224E	75.0	60.0	73.8	59.0	70.0	56.0	65.0	52.0	55.0	44.0
S1L2-Y 1	75.0	60.0	73.8	59.0	70.0	56.0	65.0	52.0	55.0	44.0
UCI224F	92.0	73.6	89.4	71.5	85.0	68.0	75.0	60.0	65.0	52.0
UCI224G	106.3	85.0	102.5	82.0	100.0	80.0	93.8	75.0	81.3	65.0
UCI274C	132.0	105.6	127.0	101.6	120.0	96.0	110.0	88.0	95.0	76.0

1. Available in single bearing only



4 POLE Three Phase




Star 416V
 Parallel Star 208V
 Delta 240V

60Hz/1800rpm
0.8 Power Factor

2 of 3

Winding 13/14/6/13	TEMPERATURE RISE										
	Standby 163/27		Standby 150/40		Continuous 125/40 (H)		Continuous 105/40 (F)		Continuous 80/40 (B)		
Model	kVA	kW	kVA	kW	kVA	kW	kVA	kW	kVA	kW	
UCI274D	142.5	114.0	137.5	110.0	131.3	105.0	120.0	96.0	100.0	80.0	
UCI274E	175.0	140.0	170.0	136.0	160.0	128.0	140.0	112.0	120.0	96.0	
UCI274F	190.0	152.0	186.0	148.8	180.0	144.0	160.0	128.0	137.5	110.0	
UCI274G	212.5	170.0	207.5	166.0	200.0	160.0	187.5	150.0	162.5	130.0	
UCI274H	256.3	205.0	250.0	200.0	237.5	190.0	218.8	175.0	187.5	150.0	
UCDI274J	325.0	260.0	319.0	255.2	300.0	240.0	275.0	220.0	240.0	192.0	
HCI444C	330.0	264.0	320.0	256.0	300.0	240.0	275.0	220.0	240.0	192.0	
S4L1S-C	330.0	264.0	320.0	256.0	300.0	240.0	275.0	220.0	240.0	192.0	
HCI444D	385.0	308.0	375.0	300.0	350.0	280.0	315.0	252.0	270.0	216.0	
S4L1S-D	385.0	308.0	375.0	300.0	350.0	280.0	315.0	252.0	270.0	216.0	
HCI544C	540.0	432.0	520.0	416.0	500.0	400.0	460.0	368.0	400.0	320.0	
S5L1S-C	540.0	432.0	520.0	416.0	500.0	400.0	460.0	368.0	400.0	320.0	
HCI444F	550.0	440.0	535.0	428.0	500.0	400.0	465.0	372.0	400.0	320.0	
S4L1S-F	550.0	440.0	535.0	428.0	500.0	400.0	400.0	320.0	465.0	372.0	
S5L1S-D	673.0	538.4	655.0	524.0	625.0	500.0	563.0	450.4	495.0	396.0	
HCI544D	673.0	538.4	655.0	524.0	625.0	500.0	563.0	450.4	495.0	396.0	
S5L1S-F	906.0	724.8	875.0	700.0	825.0	660.0	750.0	600.0	660.0	528.0	
HCI544F	906.0	724.8	875.0	700.0	825.0	660.0	750.0	600.0	660.0	528.0	
S6L1D-C	8	950.0	760.0	913.0	730.4	875.0	700.0	813.0	650.4	710.0	568.0
S6L1D-D	8	1080.0	864.0	1050.0	840.0	1000.0	800.0	910.0	728.0	790.0	632.0
S6L1D-E	8	1325.0	1060.0	1275.0	1020.0	1225.0	980.0	1125.0	900.0	981.0	784.8
S6L1D-F	8	1500.0	1200.0	1455.0	1164.0	1375.0	1100.0	1260.0	1008.0	1090.0	872.0
S6L1D-G	8	1505.0	1204.0	1460.0	1168.0	1405.0	1124.0	1310.0	1048.0	1200.0	960.0
S6L1D-H	8	1670.0	1336.0	1625.0	1300.0	1560.0	1248.0	1455.0	1164.0	1312.0	1049.6
S7L1D-C	5	1900.0	1520.0	1856.0	1484.8	1781.0	1424.8	1656.0	1324.8	1531.0	1224.8
S7L1D-D	5	2050.0	1640.0	2000.0	1600.0	1919.0	1535.2	1787.0	1429.6	1650.0	1320.0
S7L1D-E	5	2150.0	1720.0	2094.0	1675.2	2013.0	1610.4	1875.0	1500.0	1731.0	1384.8
S7L1D-F	5	2338.0	1870.4	2269.0	1815.2	2187.0	1749.6	2031.0	1624.8	1881.0	1504.8
S7L1D-G	5	2681.0	2144.8	2606.0	2084.8	2506.0	2004.8	2331.0	1864.8	2156.0	1724.8
S7L1D-H	5	2788.0	2230.4	2713.0	2170.4	2613.0	2090.4	2431.0	1944.8	2250.0	1800.0

5. Star connection only
 8. 12 exit lead connections on select cores



4 POLE Three Phase



Star 416V
 Parallel Star 208V
 Delta 240V

60Hz/1800rpm
0.8 Power Factor

3 of 3

Winding 13/14/613	TEMPERATURE RISE									
	Standby 163/27		Standby 150/40		Continuous 125/40 (H)		Continuous 105/40 (F)		Continuous 80/40 (B)	
Model	kVA	kW	kVA	kW	kVA	kW	kVA	kW	kVA	kW
S7L1D-J 5	3106.0	2484.8	3019.0	2415.2	2850.0	2280.0	2619.0	2095.2	2281.0	1824.8
S9L1D-C 5	3575.0	2860.0	3475.0	2780.0	3250.0	2600.0	3000.0	2400.0	2631.0	2104.8
S9L1D-D 5	3744.0	2995.2	3631.0	2904.8	3400.0	2720.0	3125.0	2500.0	2750.0	2200.0
S9L1D-E 2, 5	3914.0	3131.2	3800.0	3040.0	3563.0	2850.4	3278.0	2622.4	2879.0	2303.2

2. Available in double bearing only
 5. Star connection only



4 POLE Three Phase



Star 416V
 Parallel Star 208V
 Delta 240V

60Hz/1800rpm
 0.8 Power Factor

1 of 3

Winding 311/312/12	TEMPERATURE RISE									
	Standby 163/27		Standby 150/40		Continuous 125/40 (H)		Continuous 105/40 (F)		Continuous 80/40 (B)	
Model	kVA	kW	kVA	kW	kVA	kW	kVA	kW	kVA	kW
S0L1-D 1	8.7	6.9	8.5	6.8	7.9	6.3	7.2	5.7	6.3	5.0
PI044D	9.1	7.2	8.9	7.1	8.3	6.6	7.5	6.0	6.6	5.2
S0L1-H 1	11.6	9.2	11.3	9.0	10.6	8.4	9.6	7.6	8.4	6.7
PI044E	12.1	9.6	11.9	9.5	11.0	8.8	10.0	8.0	8.8	7.0
S0L1-L 1	14.5	11.6	14.1	11.2	13.2	10.5	12.0	9.6	10.6	8.4
PI044F	15.1	12.0	14.9	11.9	13.8	11.0	12.5	10.0	11.0	8.8
S0L1-P 1	17.4	13.9	16.9	13.5	15.8	12.6	14.4	11.5	12.7	10.1
PI044G	18.2	14.5	17.8	14.2	16.5	13.2	15.1	12.0	13.2	10.5
S0L2-F 1, 3	20.3	16.2	19.8	15.8	18.5	14.8	16.8	13.4	14.8	11.8
PI044H	21.2	16.9	20.8	16.6	19.3	15.4	17.6	14.0	15.4	12.3
S0L2-G 1, 3	23.2	18.5	22.6	18.0	21.1	16.8	19.2	15.3	16.9	13.5
PI144D	24.2	19.3	23.7	18.9	22.0	17.6	20.0	16.0	17.6	14.0
S0L2-M 1, 3	29.0	23.2	28.2	22.5	26.4	21.1	24.0	19.2	21.1	16.8
PI144E	30.3	24.2	29.6	23.6	27.5	22.0	25.0	20.0	22.0	17.6
PI144F	33.3	26.6	32.6	26.0	30.3	24.2	27.5	22.0	24.2	19.3
S0L2-P 1, 3	34.8	27.8	33.9	27.1	31.7	25.3	28.8	23.0	25.3	20.2
PI144G	36.3	29.0	35.5	28.4	33.0	26.4	30.3	24.2	26.4	21.1
S1L2-J 1, 3	40.7	32.5	39.5	31.6	37.0	29.6	33.6	26.8	29.6	23.6
PI144H	42.4	33.9	41.3	33.0	38.5	30.8	35.2	28.1	30.8	24.6
S1L2-K 1, 3	46.5	37.2	45.2	36.1	42.2	33.7	38.4	30.7	33.8	27.0
PI144J	49.5	39.6	48.4	38.7	44.0	35.2	40.2	32.1	35.2	28.1
S1L2-N 1, 3	52.3	41.8	50.8	40.6	47.5	38.0	43.2	34.5	38.0	30.4
PI144K	55.0	44.0	53.1	42.4	50.0	40.0	45.0	36.0	39.5	31.6
UCI224C	55.0	44.0	53.1	42.4	50.0	40.0	45.0	36.0	38.8	31.0
S1L2-R 1, 3	58.1	46.4	56.5	45.2	52.8	42.2	48.0	38.4	42.2	33.7
UCI224D	65.0	52.0	62.5	50.0	60.0	48.0	52.5	42.0	45.5	36.4
S1L2-Y 1, 3	72.6	58.0	70.6	56.4	66.0	52.8	60.1	48.0	52.8	42.2
UCI224E	72.5	58.0	70.0	56.0	67.5	54.0	62.5	50.0	53.1	42.4
UCI224F	91.9	73.5	88.8	71.0	83.8	67.0	75.0	60.0	65.3	52.2
UCI224G	101.3	81.0	98.1	78.4	93.8	75.0	87.5	70.0	75.0	60.0
UCI274C	120.0	96.0	116.3	93.0	112.5	90.0	97.5	78.0	84.4	67.5

1. Available in single bearing only
 3. Auxiliary winding option available



4 POLE Three Phase



Star 416V
 Parallel Star 208V
 Delta 240V

60Hz/1800rpm
 0.8 Power Factor

2 of 3

Winding 311/312/12	TEMPERATURE RISE									
	Standby 163/27		Standby 150/40		Continuous 125/40 (H)		Continuous 105/40 (F)		Continuous 80/40 (B)	
Model	kVA	kW	kVA	kW	kVA	kW	kVA	kW	kVA	kW
UCI274D	142.5	114.0	137.5	110.0	131.3	105.0	120.0	96.0	100.0	80.0
UCI274E	175.0	140.0	170.0	136.0	160.0	128.0	140.0	112.0	120.0	96.0
UCI274F	192.5	154.0	187.5	150.0	181.3	145.0	162.5	130.0	140.0	112.0
UCI274G	218.5	174.8	213.0	170.4	205.0	164.0	192.8	154.2	167.0	133.6
UCI274H	256.3	205.0	250.0	200.0	237.5	190.0	218.8	175.0	187.5	150.0
UCDI274J	294.0	235.2	288.0	230.4	269.0	215.2	250.0	200.0	213.0	170.4
HCI444C	310.0	248.0	300.0	240.0	288.0	230.4	260.0	208.0	230.0	184.0
S4L1S-C	310.0	248.0	300.0	240.0	288.0	230.4	260.0	208.0	230.0	184.0
S4L1D-C 1	310.0	248.0	300.0	240.0	288.0	230.4	260.0	208.0	230.0	184.0
UCDI274K	312.0	249.6	304.0	243.2	291.0	232.8	267.0	213.6	233.0	186.4
HCI444D	375.0	300.0	365.0	292.0	344.0	275.2	315.0	252.0	275.0	220.0
S4L1S-D	375.0	300.0	365.0	292.0	344.0	275.2	315.0	252.0	275.0	220.0
S4L1D-D 1	375.0	300.0	365.0	292.0	344.0	275.2	315.0	252.0	275.0	220.0
HCI444E	435.0	348.0	420.0	336.0	400.0	320.0	365.0	292.0	315.0	252.0
S4L1S-E	435.0	348.0	420.0	336.0	400.0	320.0	365.0	292.0	315.0	252.0
S4L1D-E 1	435.0	348.0	420.0	336.0	400.0	320.0	365.0	292.0	315.0	252.0
HCI444F	500.0	400.0	485.0	388.0	455.0	364.0	420.0	336.0	365.0	292.0
S4L1S-F	500.0	400.0	485.0	388.0	455.0	364.0	420.0	336.0	365.0	292.0
S4L1D-F 1, 4	500.0	400.0	485.0	388.0	455.0	364.0	420.0	336.0	365.0	292.0
S4L1D-G 1, 4	565.0	452.0	535.0	428.0	500.0	400.0	455.0	364.0	400.0	320.0
HCI544C	569.0	455.2	550.0	440.0	525.0	420.0	481.0	384.8	420.0	336.0
S5L1S-C	569.0	455.2	550.0	440.0	525.0	420.0	481.0	384.8	420.0	336.0
S5L1D-C 1	569.0	455.2	550.0	440.0	525.0	420.0	481.0	384.8	420.0	336.0
HCI544D	606.0	484.8	588.0	470.4	575.0	460.0	519.0	415.2	450.0	360.0
S5L1S-D	606.0	484.8	588.0	470.4	575.0	460.0	519.0	415.2	450.0	360.0
S5L1D-D 1	606.0	484.8	588.0	470.4	575.0	460.0	519.0	415.2	450.0	360.0
HCI544E	738.0	590.4	719.0	575.2	681.0	544.8	625.0	500.0	550.0	440.0
S5L1S-E	738.0	590.4	719.0	575.2	681.0	544.8	625.0	500.0	550.0	440.0
S5L1D-E 1	738.0	590.4	719.0	575.2	681.0	544.8	625.0	500.0	550.0	440.0
HCI544F	806.0	644.8	781.0	624.8	738.0	590.4	688.0	550.4	605.0	484.0

1. Available in single bearing only

4. 4% derate applied when fitted with SAE 0.5 voluted adaptor



4 POLE Three Phase



Star 416V
 Parallel Star 208V
 Delta 240V

60Hz/1800rpm
 0.8 Power Factor

3 of 3

Winding 311/312/12	TEMPERATURE RISE									
	Standby 163/27		Standby 150/40		Continuous 125/40 (H)		Continuous 105/40 (F)		Continuous 80/40 (B)	
Model	kVA	kW	kVA	kW	kVA	kW	kVA	kW	kVA	kW
S5L1S-F	806.0	644.8	781.0	624.8	738.0	590.4	688.0	550.4	605.0	484.0
S5L1D-F	1 806.0	644.8	781.0	624.8	738.0	590.4	688.0	550.4	605.0	484.0
S5L1D-G	1 825.0	660.0	794.0	635.2	750.0	600.0	694.0	555.2	600.0	480.0
S5L1D-H	1 881.0	704.8	850.0	680.0	800.0	640.0	737.0	589.6	638.0	510.4
S6L1D-C	8 950.0	760.0	913.0	730.4	875.0	700.0	815.0	652.0	710.0	568.0
S6L1D-D	8 1125.0	900.0	1088.0	870.4	1025.0	820.0	915.0	732.0	790.0	632.0
S6L1D-E	8 1250.0	1000.0	1206.0	964.8	1150.0	920.0	1063.0	850.4	925.0	740.0
S6L1D-F	8 1400.0	1120.0	1350.0	1080.0	1275.0	1020.0	1188.0	950.4	1030.0	824.0
S6L1D-G	8 1413.0	1130.4	1356.0	1084.8	1300.0	1040.0	1200.0	960.0	1038.0	830.4
S6L1D-H	8 1588.0	1270.4	1544.0	1235.2	1481.0	1184.8	1415.0	1132.0	1275.0	1020.0
S7L1D-C	5 1820.0	1456.0	1775.0	1420.0	1706.0	1364.8	1594.0	1275.2	1469.0	1175.2
S7L1D-D	5 1944.0	1555.2	1900.0	1520.0	1819.0	1455.2	1700.0	1360.0	1569.0	1255.2
S7L1D-E	5 1969.0	1575.2	1912.0	1529.6	1837.0	1469.6	1712.0	1369.6	1581.0	1264.8
S7L1D-F	5 2219.0	1775.2	2156.0	1724.8	2070.0	1656.0	1937.0	1549.6	1781.0	1424.8
S7L1D-G	5 2506.0	2004.8	2437.0	1949.6	2350.0	1880.0	2194.0	1755.2	2019.0	1615.2
S7L1D-H	5 2594.0	2075.2	2519.0	2015.2	2425.0	1940.0	2256.0	1804.8	2081.0	1664.8
S7L1D-J	5 2787.0	2229.6	2712.0	2169.6	2600.0	2080.0	2381.0	1904.8	2081.0	1664.8
S7L1D-K	5 3125.0	2500.0	3031.0	2424.8	2913.0	2330.4	2625.0	2100.0	N/A	N/A
P80 LVSI804R	5 2860.0	2288.0	2780.0	2224.0	2600.0	2080.0	2385.0	1908.0	2080.0	1664.0
P80 LVSI804S	5 3195.0	2556.0	3105.0	2484.0	2900.0	2320.0	2665.0	2132.0	2325.0	1860.0
S9L1D-C	5 3195.0	2556.0	3105.0	2484.0	2900.0	2320.0	2665.0	2132.0	2325.0	1860.0
P80 LVSI804T	5 3490.0	2792.0	3390.0	2712.0	3170.0	2536.0	2910.0	2328.0	2600.0	2080.0
S9L1D-D	5 3490.0	2792.0	3390.0	2712.0	3170.0	2536.0	2910.0	2328.0	2600.0	2080.0
P80 LVSI804W	2, 5 3940.0	3152.0	3841.0	3072.8	3590.0	2872.0	3350.0	2680.0	2915.0	2332.0
S9L1D-E	2, 5 3940.0	3152.0	3840.0	3072.0	3590.0	2872.0	3350.0	2680.0	2915.0	2332.0
P80 LVSI804X	2, 5 4300.0	3440.0	4130.0	3304.0	3870.0	3096.0	3615.0	2892.0	3140.0	2512.0
S9L1D-F	2, 5 4600.0	3680.0	4130.0	3304.0	3870.0	3096.0	3615.0	2892.0	3140.0	2512.0
S9L1D-G	2, 5 4681.0	3744.8	4575.0	3660.0	4419.0	3535.2	4063.0	3250.4	3531.0	2824.8

- 1. Available in single bearing only
- 2. Available in double bearing only
- 5. Star connection only
- 8. 12 exit lead connections on select cores



4 POLE Three Phase



Star 440V
 Parallel Star 220V
 Delta 254V

60Hz/1800rpm
 0.8 Power Factor

1 of 3

Winding 311/312/12	TEMPERATURE RISE									
	Standby 163/27		Standby 150/40		Continuous 125/40 (H)		Continuous 105/40 (F)		Continuous 80/40 (B)	
Model	kVA	kW	kVA	kW	kVA	kW	kVA	kW	kVA	kW
S0L1-D 1	9.2	7.3	9.0	7.2	8.4	6.7	7.6	6.0	6.7	5.3
PI044D	9.7	7.7	9.5	7.6	8.8	7.0	8.0	6.4	7.1	5.6
S0L1-H 1	12.3	9.8	12.0	9.6	11.2	8.9	10.2	8.1	9.0	7.2
PI044E	12.9	10.3	12.7	10.1	11.8	9.4	10.7	8.5	9.4	7.5
S0L1-L 1	15.4	12.3	15.0	12.0	14.0	11.2	12.7	10.1	11.2	8.9
PI044F	16.2	12.9	15.9	12.7	14.7	11.7	13.4	10.7	11.8	9.4
S0L1-P 1, 3	18.5	14.8	18.0	14.4	16.8	13.4	15.3	12.2	13.4	10.7
PI044G	19.4	15.5	19.0	15.2	17.6	14.0	16.1	12.8	14.1	11.2
S0L2-F 1, 3	21.5	17.2	21.0	16.8	19.6	15.6	17.8	14.2	15.7	12.5
PI044H	22.6	18.0	22.2	17.7	20.6	16.4	18.8	15.0	16.5	13.2
S0L2-G 1, 3	24.6	19.6	24.0	19.2	22.4	17.9	20.4	16.3	17.9	14.3
PI144D	25.9	20.7	25.3	20.2	23.5	18.8	21.4	17.1	18.8	15.0
S0L2-M 1, 3	30.8	24.6	29.9	23.9	28.0	22.4	25.5	20.4	22.4	17.9
PI144E	32.3	25.8	31.6	25.2	30.0	24.0	26.7	21.3	23.5	18.8
PI144F	35.5	28.4	34.8	27.8	32.3	25.8	29.4	23.5	25.9	20.7
S0L2-P 1, 3	36.9	29.5	35.9	28.7	33.6	26.8	30.6	24.4	26.9	21.5
PI144G	38.8	31.0	37.9	30.3	35.3	28.2	32.3	25.8	28.2	22.5
S1L2-J 1, 3	43.1	34.4	41.9	33.5	39.2	31.3	35.7	28.5	31.3	25.0
PI144H	45.2	36.1	44.1	35.2	41.1	32.8	37.6	30.0	32.9	26.3
S1L2-K 1, 3	49.3	39.4	47.9	38.3	44.8	35.8	40.7	32.5	35.8	28.6
PI144J	52.9	42.3	51.7	41.3	47.0	37.6	42.9	34.3	37.6	30.0
S1L2-N 1, 3	55.4	44.3	53.9	43.1	50.4	40.3	45.8	36.6	40.3	32.2
PI144K	56.3	45.0	55.0	44.0	52.5	42.0	46.3	37.0	40.6	32.4
UCI224C	56.3	45.0	55.0	44.0	52.5	42.0	46.3	37.0	40.0	32.0
S1L2-R 1, 3	61.0	48.8	59.3	47.4	55.4	44.3	50.5	40.4	44.4	35.5
UCI224D	66.3	53.0	65.0	52.0	62.5	50.0	55.0	44.0	47.5	38.0
UCI224E	75.0	60.0	73.8	59.0	70.0	56.0	65.0	52.0	55.0	44.0
S1L2-Y 1, 3	76.2	60.9	74.2	59.3	69.3	55.4	63.1	50.4	55.4	44.3
UCI224F	95.0	76.0	92.5	74.0	87.5	70.0	78.1	62.4	68.0	54.4
UCI224G	106.3	85.0	102.5	82.0	97.5	78.0	90.0	72.0	77.5	62.0

1. Available in single bearing only
 3. Auxiliary winding option available



4 POLE Three Phase



Star 440V
 Parallel Star 220V
 Delta 254V

60Hz/1800rpm
0.8 Power Factor

2 of 3

Winding 311/312/12	TEMPERATURE RISE									
	Standby 163/27		Standby 150/40		Continuous 125/40 (H)		Continuous 105/40 (F)		Continuous 80/40 (B)	
Model	kVA	kW	kVA	kW	kVA	kW	kVA	kW	kVA	kW
UCI274C	127.5	102.0	125.0	100.0	117.5	94.0	106.3	85.0	92.5	74.0
UCI274D	150.0	120.0	145.0	116.0	137.5	110.0	125.0	100.0	108.8	87.0
UCI274E	181.3	145.0	175.0	140.0	167.5	134.0	143.8	115.0	122.5	98.0
UCI274F	206.3	165.0	200.0	160.0	190.0	152.0	172.5	138.0	150.0	120.0
UCI274G	234.0	187.2	228.8	183.0	218.5	174.8	199.0	159.2	173.6	138.8
UCI274H	265.0	212.0	258.8	207.0	245.0	196.0	225.0	180.0	195.0	156.0
UCDI274J	306.0	244.8	300.0	240.0	281.0	224.8	264.0	211.2	219.0	175.2
UCDI274K	320.0	256.0	312.5	250.0	299.0	239.2	275.0	220.0	240.0	192.0
S4L1S-C	330.0	264.0	320.0	256.0	300.0	240.0	275.0	220.0	240.0	192.0
HCI444C	330.0	264.0	320.0	256.0	300.0	240.0	275.0	220.0	240.0	192.0
S4L1D-C 1	345.0	276.0	330.0	264.0	310.0	248.0	280.0	224.0	245.0	196.0
HCI444D	395.0	316.0	385.0	308.0	360.0	288.0	335.0	268.0	290.0	232.0
S4L1S-D	395.0	316.0	385.0	308.0	360.0	288.0	335.0	268.0	290.0	232.0
S4L1D-D 1	410.0	328.0	400.0	320.0	370.0	296.0	340.0	272.0	295.0	236.0
S4L1S-E	455.0	364.0	445.0	356.0	420.0	336.0	385.0	308.0	335.0	268.0
HCI444E	455.0	364.0	445.0	356.0	420.0	336.0	385.0	308.0	335.0	268.0
S4L1D-E 1	470.0	376.0	460.0	368.0	435.0	348.0	395.0	316.0	345.0	276.0
S4L1S-F	530.0	424.0	515.0	412.0	480.0	384.0	445.0	356.0	385.0	308.0
HCI444F	530.0	424.0	515.0	412.0	480.0	384.0	445.0	356.0	385.0	308.0
S4L1D-F 1, 4	550.0	440.0	535.0	428.0	500.0	400.0	465.0	372.0	400.0	320.0
S4L1D-G 1, 4	600.0	480.0	575.0	460.0	535.0	428.0	485.0	388.0	425.0	340.0
S5L1S-C	600.0	480.0	581.0	464.8	550.0	440.0	500.0	400.0	440.0	352.0
S5L1D-C 1	600.0	480.0	581.0	464.8	550.0	440.0	500.0	400.0	440.0	352.0
HCI544C	600.0	480.0	581.0	464.8	550.0	440.0	500.0	400.0	440.0	352.0
S5L1S-D 1	644.0	515.2	625.0	500.0	594.0	475.2	538.0	430.4	470.0	376.0
HCI544D	644.0	515.2	625.0	500.0	594.0	475.2	538.0	430.4	470.0	376.0
S5L1D-D 1	644.0	515.2	625.0	500.0	594.0	475.2	538.0	430.4	470.0	376.0
S5L1S-E	769.0	615.2	750.0	600.0	713.0	570.4	650.0	520.0	570.0	456.0
S5L1D-E 1	769.0	615.2	750.0	600.0	713.0	570.4	650.0	520.0	570.0	456.0
HCI544E	769.0	615.2	750.0	600.0	713.0	570.4	650.0	520.0	570.0	456.0

1. Available in single bearing only

4. 4% derate applied when fitted with SAE 0.5 voluted adapter



4 POLE Three Phase



Star 440V
 Parallel Star 220V
 Delta 254V

60Hz/1800rpm
 0.8 Power Factor

3 of 3

Winding 311/312/12	TEMPERATURE RISE									
	Standby 163/27		Standby 150/40		Continuous 125/40 (H)		Continuous 105/40 (F)		Continuous 80/40 (B)	
Model	kVA	kW	kVA	kW	kVA	kW	kVA	kW	kVA	kW
S5L1S-F	844.0	675.2	819.0	655.2	775.0	620.0	719.0	575.2	632.0	505.6
S5L1D-F	1 844.0	675.2	819.0	655.2	775.0	620.0	719.0	575.2	632.0	505.6
HCI544F	844.0	675.2	819.0	655.2	775.0	620.0	719.0	575.2	632.0	505.6
S5L1D-G	1 869.0	695.2	837.0	669.6	794.0	635.2	725.0	580.0	631.0	504.8
S5L1D-H	1 931.0	744.8	894.0	715.2	844.0	675.2	775.0	620.0	675.0	540.0
S6L1D-C	8 1000.0	800.0	969.0	775.2	925.0	740.0	845.0	676.0	735.0	588.0
S6L1D-D	8 1163.0	930.4	1125.0	900.0	1063.0	850.4	965.0	772.0	850.0	680.0
S6L1D-E	8 1300.0	1040.0	1250.0	1000.0	1200.0	960.0	1100.0	880.0	950.0	760.0
S6L1D-F	8 1463.0	1170.4	1406.0	1124.8	1338.0	1070.4	1238.0	990.4	1075.0	860.0
S6L1D-G	8 1563.0	1250.4	1500.0	1200.0	1431.0	1144.8	1313.0	1050.4	1144.0	915.2
S6L1D-H	8 1681.0	1344.8	1637.0	1309.6	1569.0	1255.2	1456.2	1164.9	1356.0	1084.8
S7L1D-C	5 1945.0	1556.0	1894.0	1515.2	1819.0	1455.2	1694.0	1355.2	1569.0	1255.2
S7L1D-D	5 2075.0	1660.0	2019.0	1615.2	1937.0	1549.6	1800.0	1440.0	1675.0	1340.0
S7L1D-E	5 2081.0	1664.8	2025.0	1620.0	1944.0	1555.2	1812.0	1449.6	1675.0	1340.0
S7L1D-F	5 2369.0	1895.2	2300.0	1840.0	2212.0	1769.6	2056.0	1644.8	1900.0	1520.0
S7L1D-G	5 2675.0	2140.0	2600.0	2080.0	2500.0	2000.0	2325.0	1860.0	2150.0	1720.0
S7L1D-H	5 2719.0	2175.2	2637.0	2109.6	2537.0	2029.6	2362.0	1889.6	2181.0	1744.8
S7L1D-J	5 2938.0	2350.4	2868.0	2294.4	2750.0	2200.0	2519.0	2015.2	2200.0	1760.0
S7L1D-K	5 3300.0	2640.0	3206.0	2564.8	3081.0	2464.8	2775.0	2220.0	N/A	N/A
P80 LVSI804R	5 3025.0	2420.0	2940.0	2352.0	2750.0	2200.0	2520.0	2016.0	2200.0	1760.0
P80 LVSI804S	5 3380.0	2704.0	3285.0	2628.0	3070.0	2456.0	2820.0	2256.0	2455.0	1964.0
S9L1D-C	5 3380.0	2704.0	3285.0	2628.0	3070.0	2456.0	2820.0	2256.0	2455.0	1964.0
P80 LVSI804T	5 3690.0	2952.0	3590.0	2872.0	3355.0	2684.0	3080.0	2464.0	2750.0	2200.0
S9L1D-D	5 3690.0	2952.0	3590.0	2872.0	3355.0	2684.0	3080.0	2464.0	2750.0	2200.0
P80 LVSI804W	2, 5 4170.0	3336.0	4060.0	3248.0	3800.0	3040.0	3550.0	2840.0	3085.0	2468.0
S9L1D-E	2, 5 4170.0	3336.0	4060.0	3248.0	3800.0	3040.0	3550.0	2840.0	3085.0	2468.0
P80 LVSI804X	2, 5 4490.0	3592.0	4370.0	3496.0	4090.0	3272.0	3820.0	3056.0	3300.0	2640.0
S9L1D-F	2, 5 4490.0	3592.0	4370.0	3496.0	4090.0	3272.0	3820.0	3056.0	3300.0	2640.0
S9L1D-G	2, 5 4950.0	3960.0	4838.0	3870.4	4675.0	3740.0	4300.0	3440.0	3738.0	2990.4

- 1. Available in single bearing only
- 2. Available in double bearing only
- 5. Star connection only
- 8. 12 exit lead connections on select cores



4 POLE Three Phase




Star 460V
 Parallel Star 230V
 Delta 266V

60Hz/1800rpm
 0.8 Power Factor

1 of 3

Winding 311/312/12	TEMPERATURE RISE										
	Standby 163/27		Standby 150/40		Continuous 125/40 (H)		Continuous 105/40 (F)		Continuous 80/40 (B)		
Model	kVA	kW	kVA	kW	kVA	kW	kVA	kW	kVA	kW	
PI044D	10.0	8.0	9.8	7.8	9.1	7.2	8.2	6.5	7.3	5.8	
PI044E	13.3	10.6	13.1	10.4	12.1	9.6	11.0	8.8	9.7	7.7	
PI044F	16.7	13.3	16.4	13.1	15.2	12.1	13.8	11.0	12.1	9.6	
PI044G	20.0	16.0	19.6	15.6	18.2	14.5	16.6	13.2	14.6	11.6	
PI044H	23.3	18.6	22.9	18.3	21.2	16.9	19.4	15.5	17.0	13.6	
PI144D	26.7	21.3	26.1	20.8	24.3	19.4	22.1	17.6	19.4	15.5	
PI144E	33.3	26.6	32.6	26.0	30.3	24.2	27.6	22.0	24.3	19.4	
PI144F	36.7	29.3	35.9	28.7	33.3	26.6	30.3	24.2	26.7	21.3	
PI144G	40.0	32.0	39.1	31.2	36.4	29.1	33.3	26.6	29.1	23.2	
PI144H	46.7	37.3	45.5	36.4	42.4	33.9	38.8	31.0	34.0	27.2	
PI144J	54.6	43.6	53.4	42.7	48.5	38.8	44.3	35.4	38.8	31.0	
PI144K	56.3	45.0	55.0	44.0	52.5	42.0	46.3	37.0	40.6	32.4	
UCI224C	56.3	45.0	55.0	44.0	52.5	42.0	46.3	37.0	40.0	32.0	
UCI224D	66.3	53.0	65.0	52.0	62.5	50.0	56.0	44.8	48.5	38.8	
UCI224E	75.0	60.0	73.8	59.0	72.5	58.0	65.0	52.0	57.5	46.0	
UCI224F	95.0	76.0	92.5	74.0	87.5	70.0	78.1	62.4	68.0	54.4	
UCI224G	106.3	85.0	102.5	82.0	100.0	80.0	93.8	75.0	81.3	65.0	
UCI274C	127.5	102.0	125.0	100.0	117.5	94.0	106.3	85.0	92.5	74.0	
UCI274D	150.0	120.0	145.0	116.0	137.5	110.0	125.0	100.0	108.8	87.0	
UCI274E	181.3	145.0	175.0	140.0	167.5	134.0	143.8	115.0	122.5	98.0	
UCI274F	206.3	165.0	200.0	160.0	190.0	152.0	172.5	138.0	150.0	120.0	
UCI274G	234.0	187.2	228.8	183.0	218.5	174.8	199.0	159.2	173.6	138.8	
UCI274H	265.0	212.0	258.8	207.0	245.0	196.0	225.0	180.0	195.0	156.0	
UCDI274J	319.0	255.2	313.0	250.4	294.0	235.2	275.0	220.0	231.0	184.8	
UCDI274K	343.8	275.0	331.3	265.0	312.5	250.0	286.5	229.2	250.0	200.0	
HCI444C	345.0	276.0	335.0	268.0	315.0	252.0	290.0	232.0	250.0	200.0	
S4L1S-C	345.0	276.0	335.0	268.0	315.0	252.0	290.0	232.0	250.0	200.0	
S4L1D-C	1	345.0	276.0	335.0	268.0	315.0	252.0	290.0	232.0	250.0	200.0
HCI444D	415.0	332.0	400.0	320.0	375.0	300.0	345.0	276.0	300.0	240.0	
S4L1S-D	415.0	332.0	400.0	320.0	375.0	300.0	345.0	276.0	300.0	240.0	
S4L1D-D	1	415.0	332.0	400.0	320.0	375.0	300.0	345.0	276.0	300.0	240.0

1. Available in single bearing only



4 POLE Three Phase



Star 460V
 Parallel Star 230V
 Delta 266V

60Hz/1800rpm
 0.8 Power Factor

2 of 3

Winding 311/312/12	TEMPERATURE RISE									
	Standby 163/27		Standby 150/40		Continuous 125/40 (H)		Continuous 105/40 (F)		Continuous 80/40 (B)	
Model	kVA	kW	kVA	kW	kVA	kW	kVA	kW	kVA	kW
HCI444E	475.0	380.0	460.0	368.0	440.0	352.0	400.0	320.0	350.0	280.0
S4L1S-E	475.0	380.0	460.0	368.0	440.0	352.0	400.0	320.0	350.0	280.0
S4L1D-E 1	475.0	380.0	460.0	368.0	440.0	352.0	400.0	320.0	350.0	280.0
HCI444F	550.0	440.0	535.0	428.0	500.0	400.0	465.0	372.0	400.0	320.0
S4L1S-F	550.0	440.0	535.0	428.0	500.0	400.0	465.0	372.0	400.0	320.0
S4L1D-F 1, 4	550.0	440.0	535.0	428.0	500.0	400.0	465.0	372.0	400.0	320.0
S4L1D-G 1, 4	600.0	480.0	575.0	460.0	540.0	432.0	490.0	392.0	430.0	344.0
HCI544C	631.0	504.8	613.0	490.4	581.0	464.8	531.0	424.8	465.0	372.0
S5L1S-C	631.0	504.8	613.0	490.4	581.0	464.8	531.0	424.8	465.0	372.0
S5L1D-C 1	631.0	504.8	613.0	490.4	581.0	464.8	531.0	424.8	465.0	372.0
HCI544D	673.0	538.4	655.0	524.0	625.0	500.0	563.0	450.4	495.0	396.0
S5L1S-D	673.0	538.4	655.0	524.0	625.0	500.0	563.0	450.4	495.0	396.0
S5L1D-D 1	673.0	538.4	655.0	524.0	625.0	500.0	563.0	450.4	495.0	396.0
HCI544E	798.0	638.4	780.0	624.0	731.0	584.8	663.0	530.4	580.0	464.0
S5L1S-E	798.0	638.4	780.0	624.0	731.0	584.8	663.0	530.4	580.0	464.0
S5L1D-E 1	798.0	638.4	780.0	624.0	731.0	584.8	663.0	530.4	580.0	464.0
HCI544F	878.0	702.4	848.0	678.4	800.0	640.0	731.0	584.8	642.0	513.6
S5L1S-F	878.0	702.4	848.0	678.4	800.0	640.0	731.0	584.8	642.0	513.6
S5L1D-F 1	878.0	702.4	848.0	678.4	800.0	640.0	731.0	584.8	642.0	513.6
S5L1D-G 1	912.0	729.6	881.0	704.8	831.0	664.8	762.0	609.6	663.0	530.4
S5L1D-H 1	975.0	780.0	944.0	755.2	887.0	709.6	819.0	655.2	712.0	569.6
S6L1D-C 8	1044.0	835.2	1006.0	804.8	963.0	770.4	890.0	712.0	765.0	612.0
S6L1D-D 8	1175.0	940.0	1138.0	910.4	1075.0	860.0	1000.0	800.0	875.0	700.0
S6L1D-E 8	1350.0	1080.0	1300.0	1040.0	1250.0	1000.0	1150.0	920.0	1000.0	800.0
S6L1D-F 8	1519.0	1215.2	1450.0	1160.0	1388.0	1110.4	1275.0	1020.0	1100.0	880.0
S6L1D-G 8	1563.0	1250.4	1500.0	1200.0	1438.0	1150.4	1319.0	1055.2	1150.0	920.0
S6L1D-H 8	1756.0	1404.8	1706.0	1364.8	1638.0	1310.4	1540.0	1232.0	1412.0	1129.6
S7L1D-C 5	1985.0	1588.0	1931.0	1544.8	1856.0	1484.8	1725.0	1380.0	1600.0	1280.0
S7L1D-D 5	2125.0	1700.0	2063.0	1650.4	1975.0	1580.0	1844.0	1475.2	1700.0	1360.0
S7L1D-E 5	2175.0	1740.0	2112.0	1689.6	2031.0	1624.8	1888.0	1510.4	1750.0	1400.0
S7L1D-F 5	2419.0	1935.2	2350.0	1880.0	2256.0	1804.8	2100.0	1680.0	1944.0	1555.2

1. Available in single bearing only
 4. 4% derate applied when fitted with SAE 0.5 voluted adapter
 5. Star connection only
 8. 12 exit lead connections on select cores



4 POLE Three Phase



Star 460V
Parallel Star 230V
Delta 266V
60Hz/1800rpm
0.8 Power Factor

3 of 3

Winding 311/312/12	TEMPERATURE RISE									
	Standby 163/27		Standby 150/40		Continuous 125/40 (H)		Continuous 105/40 (F)		Continuous 80/40 (B)	
Model	kVA	kW	kVA	kW	kVA	kW	kVA	kW	kVA	kW
S7L1D-G 5	2731.0	2184.8	2650.0	2120.0	2550.0	2040.0	2375.0	1900.0	2200.0	1760.0
S7L1D-H 5	2812.0	2249.6	2725.0	2180.0	2625.0	2100.0	2450.0	1960.0	2256.0	1804.8
S7L1D-J 5	3063.0	2450.4	3000.0	2400.0	2875.0	2300.0	2631.0	2104.8	2300.0	1840.0
S7L1D-K 5	3450.0	2760.0	3350.0	2680.0	3219.0	2575.2	2900.0	2320.0	N/A	N/A
P80 LVSI804R 5	3163.0	2530.4	3066.0	2452.8	2875.0	2300.0	2635.0	2108.0	2300.0	1840.0
P80 LVSI804S 5	3531.0	2824.8	3436.0	2748.8	3210.0	2568.0	2948.0	2358.4	2569.0	2055.2
S9L1D-C 5	3531.0	2824.8	3435.0	2748.0	3210.0	2568.0	2947.0	2357.6	2569.0	2055.2
P80 LVSI804T 5	3857.0	3085.6	3753.0	3002.4	3508.0	2806.4	3220.0	2576.0	2875.0	2300.0
S9L1D-D 5	3857.0	3085.6	3752.0	3001.6	3508.0	2806.4	3220.0	2576.0	2875.0	2300.0
P80 LVSI804W 2, 5	4360.0	3488.0	4245.0	3396.0	3969.0	3175.2	3710.0	2968.0	3224.0	2579.2
S9L1D-E 2, 5	4360.0	3488.0	4245.0	3396.0	3969.0	3175.2	3710.0	2968.0	3224.0	2579.2
P80 LVSI804X 2, 5	4696.0	3756.8	4571.0	3656.8	4278.0	3422.4	3998.0	3198.4	3474.0	2779.2
S9L1D-F 2, 5	4696.0	3756.8	4571.0	3656.8	4278.0	3422.4	3998.0	3198.4	3474.0	2779.2
S9L1D-G 2, 5	5175.0	4140.0	5062.0	4049.6	4887.0	3909.6	4494.0	3595.2	3906.0	3124.8

2. Available in double bearing only
 5. Star connection only



4 POLE Three Phase



Star 480V
Parallel Star 240V
Delta 277V
60Hz/1800rpm
0.8 Power Factor

1 of 3

Winding 311/312/12	TEMPERATURE RISE									
	Standby 163/27		Standby 150/40		Continuous 125/40 (H)		Continuous 105/40 (F)		Continuous 80/40 (B)	
Model	kVA	kW	kVA	kW	kVA	kW	kVA	kW	kVA	kW
S0L1-D 1	10.0	8.0	9.6	7.6	9.0	7.2	8.2	6.5	7.2	5.7
PI044D	10.3	8.2	10.1	8.0	9.4	7.5	8.5	6.8	7.5	6.0
S0L1-H 1	13.2	10.5	12.8	10.2	12.0	9.6	10.9	8.7	9.6	7.6
PI044E	13.8	11.0	13.5	10.8	12.5	10.0	11.4	9.1	10.0	8.0
S0L1-L 1	16.5	13.2	16.0	12.8	15.0	12.0	13.7	10.9	12.0	9.6
PI044F	17.2	13.7	16.9	13.5	15.6	12.4	14.3	11.4	12.5	10.0
S0L1-P 1	19.8	15.8	19.2	15.3	18.0	14.4	16.4	13.1	14.4	11.5
PI044G	20.6	16.4	20.3	16.2	18.8	15.0	17.1	13.6	15.0	12.0
S0L2-F 1, 3	23.1	18.4	22.4	17.9	21.0	16.8	19.1	15.2	16.8	13.4
PI044H	24.1	19.2	23.6	18.8	21.9	17.5	20.0	16.0	17.5	14.0
S0L2-G 1, 3	26.4	21.1	25.6	20.4	24.0	19.2	21.8	17.4	19.2	15.3
PI144D	27.5	22.0	26.9	21.5	25.0	20.0	22.8	18.2	20.0	16.0
S0L2-M 1, 3	33.0	26.4	32.0	25.6	30.0	24.0	27.3	21.8	24.0	19.2
PI144E	34.4	27.5	33.6	26.8	31.3	25.0	28.4	22.7	25.0	20.0
PI144F	37.8	30.2	37.0	29.6	34.4	27.5	31.3	25.0	27.5	22.0
S0L2-P 1, 3	39.6	31.6	38.4	30.7	36.0	28.8	32.8	26.2	28.8	23.0
PI144G	41.3	33.0	40.3	32.2	37.5	30.0	34.4	27.5	30.0	24.0
S1L2-J 1, 3	46.2	36.9	45.0	36.0	42.0	33.6	38.2	30.5	33.6	26.8
PI144H	48.1	38.4	46.9	37.5	43.8	35.0	40.0	32.0	35.0	28.0
S1L2-K 1, 3	52.8	42.2	51.2	40.9	48.0	38.4	43.7	34.9	38.4	30.7
PI144J	56.3	45.0	55.0	44.0	50.0	40.0	45.6	36.4	40.0	32.0
S1L2-N 1, 3	59.4	47.5	57.6	46.0	54.0	43.2	49.1	39.2	43.2	34.5
PI144K	60.0	48.0	58.1	46.4	55.0	44.0	48.0	38.4	42.1	33.6
UCI224C	60.0	48.0	58.1	46.4	55.0	44.0	48.0	38.4	42.0	33.6
S1L2-R 1, 3	66.0	52.8	64.0	51.2	60.0	48.0	54.6	43.6	48.0	38.4
UCI224D	71.3	57.0	68.8	55.0	65.0	52.0	58.0	46.4	50.0	40.0
UCI224E	80.0	64.0	78.8	63.0	75.0	60.0	68.0	54.4	60.0	48.0
S1L2-Y 1, 3	82.5	66.0	80.0	64.0	75.0	60.0	68.2	54.5	60.0	48.0
UCI224F	102.5	82.0	100.0	80.0	93.8	75.0	82.5	66.0	71.8	57.4
UCI224G	113.8	91.0	110.0	88.0	103.8	83.0	95.0	76.0	82.5	66.0

1. Available in single bearing only
 3. Auxiliary winding option available



4 POLE Three Phase



Star 480V
 Parallel Star 240V
 Delta 277V

60Hz/1800rpm
0.8 Power Factor

2 of 3

Winding 311/312/12	TEMPERATURE RISE										
	Standby 163/27		Standby 150/40		Continuous 125/40 (H)		Continuous 105/40 (F)		Continuous 80/40 (B)		
Model	kVA	kW	kVA	kW	kVA	kW	kVA	kW	kVA	kW	
UCI274C	137.5	110.0	132.5	106.0	125.0	100.0	112.5	90.0	97.5	78.0	
UCI274D	158.8	127.0	156.3	125.0	146.3	117.0	131.3	105.0	110.0	88.0	
UCI274E	193.8	155.0	187.5	150.0	178.8	143.0	160.0	128.0	138.0	110.4	
UCI274F	218.8	175.0	212.5	170.0	206.3	165.0	187.5	150.0	160.0	128.0	
UCI274G	253.3	202.6	250.0	200.0	231.4	185.1	212.2	169.7	180.0	144.0	
UCI274H	280.0	224.0	275.0	220.0	255.0	204.0	235.0	188.0	204.0	163.2	
UCDI274J	325.0	260.0	319.0	255.2	300.0	240.0	275.0	220.0	235.0	188.0	
UCDI274K	343.8	275.0	331.3	265.0	312.5	250.0	288.0	230.4	250.0	200.0	
HCI444C	345.0	276.0	335.0	268.0	315.0	252.0	290.0	232.0	250.0	200.0	
S4L1S-C	345.0	276.0	335.0	268.0	315.0	252.0	290.0	232.0	250.0	200.0	
S4L1D-C	1	355.0	284.0	350.0	280.0	325.0	260.0	295.0	236.0	260.0	208.0
HCI444D	415.0	332.0	400.0	320.0	375.0	300.0	345.0	276.0	300.0	240.0	
S4L1S-D	415.0	332.0	400.0	320.0	375.0	300.0	345.0	276.0	300.0	240.0	
S4L1D-D	1	430.0	344.0	415.0	332.0	390.0	312.0	355.0	284.0	310.0	248.0
HCI444E	475.0	380.0	460.0	368.0	440.0	352.0	400.0	320.0	350.0	280.0	
S4L1S-E	475.0	380.0	460.0	368.0	440.0	352.0	400.0	320.0	350.0	280.0	
S4L1D-E	1	490.0	392.0	475.0	380.0	455.0	364.0	410.0	328.0	360.0	288.0
HCI444F	550.0	440.0	535.0	428.0	500.0	400.0	465.0	372.0	400.0	320.0	
S4L1S-F	550.0	440.0	535.0	428.0	500.0	400.0	465.0	372.0	400.0	320.0	
S4L1D-F	1, 4	575.0	460.0	555.0	444.0	520.0	416.0	480.0	384.0	415.0	332.0
S4L1D-G	1, 4	625.0	500.0	600.0	480.0	562.5	450.0	510.0	408.0	445.0	356.0
HCI544C	644.0	515.2	625.0	500.0	594.0	475.2	538.0	430.4	470.0	376.0	
S5L1S-C	645.0	516.0	625.0	500.0	594.0	475.2	538.0	430.4	470.0	376.0	
S5L1D-C	1	645.0	516.0	625.0	500.0	594.0	475.2	538.0	430.4	470.0	376.0
HCI544D	694.0	555.2	675.0	540.0	644.0	515.2	588.0	470.4	515.0	412.0	
S5L1S-D	694.0	555.2	675.0	540.0	644.0	515.2	588.0	470.4	515.0	412.0	
S5L1D-D	1	694.0	555.2	675.0	540.0	644.0	515.2	588.0	470.4	515.0	412.0
HCI544E	819.0	655.2	800.0	640.0	750.0	600.0	675.0	540.0	594.0	475.2	
S5L1S-E	819.0	655.2	800.0	640.0	750.0	600.0	675.0	540.0	594.0	475.2	
S5L1D-E	1	819.0	655.2	800.0	640.0	750.0	600.0	675.0	540.0	594.0	475.2
HCI544F	906.0	724.8	875.0	700.0	825.0	660.0	750.0	600.0	660.0	528.0	

1. Available in single bearing only

4. 4% derate applied when fitted with SAE 0.5 voluted adaptor



4 POLE Three Phase



Star 480V
 Parallel Star 240V
 Delta 277V

60Hz/1800rpm
0.8 Power Factor

3 of 3

Winding 311/312/12	TEMPERATURE RISE									
	Standby 163/27		Standby 150/40		Continuous 125/40 (H)		Continuous 105/40 (F)		Continuous 80/40 (B)	
Model	kVA	kW	kVA	kW	kVA	kW	kVA	kW	kVA	kW
S5L1S-F	906.0	724.8	875.0	700.0	825.0	660.0	750.0	600.0	660.0	528.0
S5L1D-F 1	906.0	724.8	875.0	700.0	825.0	660.0	750.0	600.0	660.0	528.0
S5L1D-G 1	944.0	755.2	913.0	730.4	875.0	700.0	794.0	635.2	700.0	560.0
S5L1D-H 1	1013.0	810.4	981.0	784.8	937.0	749.6	844.0	675.2	750.0	600.0
S6L1D-C 8	1088.0	870.4	1044.0	835.2	1000.0	800.0	915.0	732.0	790.0	632.0
S6L1D-D 8	1219.0	975.2	1188.0	950.4	1125.0	900.0	1025.0	820.0	900.0	720.0
S6L1D-E 8	1400.0	1120.0	1350.0	1080.0	1300.0	1040.0	1188.0	950.4	1035.0	828.0
S6L1D-F 8	1575.0	1260.0	1500.0	1200.0	1438.0	1150.4	1313.0	1050.4	1125.0	900.0
S6L1D-G 8	1625.0	1300.0	1569.0	1255.2	1500.0	1200.0	1375.0	1100.0	1200.0	960.0
S6L1D-H 8	1812.0	1449.6	1762.0	1409.6	1694.0	1355.2	1575.0	1260.0	1455.0	1164.0
S7L1D-C 5	2025.0	1620.0	1975.0	1580.0	1894.0	1515.2	1762.0	1409.6	1625.0	1300.0
S7L1D-D 5	2162.0	1729.6	2100.0	1680.0	2019.0	1615.2	1875.0	1500.0	1737.0	1389.6
S7L1D-E 5	2263.0	1810.4	2200.0	1760.0	2119.0	1695.2	1969.0	1575.2	1819.0	1455.2
S7L1D-F 5	2469.0	1975.2	2400.0	1920.0	2300.0	1840.0	2144.0	1715.2	2000.0	1600.0
S7L1D-G 5	2787.0	2229.6	2706.0	2164.8	2600.0	2080.0	2425.0	1940.0	2244.0	1795.2
S7L1D-H 5	2950.0	2360.0	2862.0	2289.6	2750.0	2200.0	2562.0	2049.6	2369.0	1895.2
S7L1D-J 5	3200.0	2560.0	3125.0	2500.0	3000.0	2400.0	2750.0	2200.0	2400.0	1920.0
S7L1D-K 5	3600.0	2880.0	3500.0	2800.0	3363.0	2690.4	3025.0	2420.0	N/A	N/A
P80 LVSI804R 5	3300.0	2640.0	3200.0	2560.0	3000.0	2400.0	2750.0	2200.0	2400.0	1920.0
P80 LVSI804S 5	3685.0	2948.0	3585.0	2868.0	3350.0	2680.0	3075.0	2460.0	2680.0	2144.0
S9L1D-C 5	3685.0	2948.0	3585.0	2868.0	3350.0	2680.0	3075.0	2460.0	2680.0	2144.0
P80 LVSI804T 5	4025.0	3220.0	3915.0	3132.0	3660.0	2928.0	3360.0	2688.0	3000.0	2400.0
S9L1D-D 5	4025.0	3220.0	3915.0	3132.0	3660.0	2928.0	3360.0	2688.0	3000.0	2400.0
P80 LVSI804W 2, 5	4550.0	3640.0	4430.0	3544.0	4142.0	3313.6	3871.0	3096.8	3364.0	2691.2
S9L1D-E 2, 5	4550.0	3640.0	4430.0	3544.0	4142.0	3313.6	3871.0	3096.8	3364.0	2691.2
P80 LVSI804X 2, 5	4900.0	3920.0	4770.0	3816.0	4464.0	3571.2	4172.0	3337.6	3625.0	2900.0
S9L1D-F 2, 5	4900.0	3920.0	4770.0	3816.0	4464.0	3571.2	4172.0	3337.6	3625.0	2900.0
S9L1D-G 2, 5	5400.0	4320.0	5275.0	4220.0	5100.0	4080.0	4688.0	3750.4	4075.0	3260.0

- 1. Available in single bearing only
- 2. Available in double bearing only
- 5. Star connection only
- 8. 12 exit lead connections on select cores



4 POLE Three Phase



Star 600V
 Parallel Star 300V
 Delta 346V

60Hz/1800rpm
 0.8 Power Factor

1 of 3

Winding 07/17	TEMPERATURE RISE									
	Standby 163/27		Standby 150/40		Continuous 125/40 (H)		Continuous 105/40 (F)		Continuous 80/40 (B)	
Model	kVA	kW	kVA	kW	kVA	kW	kVA	kW	kVA	kW
PI044D	10.2	8.1	9.9	7.9	9.4	7.5	8.5	6.8	7.5	6.0
S0L1-D 1	10.2	8.1	9.9	7.9	9.4	7.5	8.5	6.8	7.5	6.0
PI044E	13.6	10.8	13.1	10.4	12.5	10.0	11.3	9.0	10.0	8.0
S0L1-H 1	13.6	10.8	13.1	10.4	12.5	10.0	11.3	9.0	10.0	8.0
S0L1-L 1	17.0	13.6	16.4	13.1	15.6	12.4	14.0	11.2	12.5	10.0
PI044F	17.0	13.6	16.4	13.1	15.6	12.4	14.0	11.2	12.5	10.0
PI044G	20.5	16.4	19.7	15.7	18.8	15.0	16.9	13.5	15.0	12.0
S0L1-P 1	20.5	16.4	19.7	15.7	18.8	15.0	16.9	13.5	15.0	12.0
S0L2-F 1	23.9	19.1	23.0	18.4	21.9	17.5	19.7	15.7	17.5	14.0
PI044H	23.9	19.1	23.0	18.4	21.9	17.5	19.7	15.7	17.5	14.0
PI144D	27.3	21.8	26.3	21.0	25.0	20.0	22.5	18.0	20.0	16.0
S0L2-G 1	27.3	21.8	26.3	21.0	25.0	20.0	22.5	18.0	20.0	16.0
S0L2-M 1	34.1	27.2	32.9	26.3	31.3	25.0	28.2	22.5	25.0	20.0
PI144E	34.1	27.2	32.9	26.3	31.3	25.0	28.2	22.5	25.0	20.0
PI144F	37.5	30.0	36.1	28.8	34.4	27.5	31.0	24.8	27.5	22.0
S0L2-P 1	40.9	32.7	39.4	31.5	37.5	30.0	33.8	27.0	30.0	24.0
PI144G	40.9	32.7	39.4	31.5	37.5	30.0	33.8	27.0	30.0	24.0
PI144H	47.7	38.1	46.0	36.8	43.8	35.0	39.4	31.5	35.0	28.0
S1L2-J 1	47.7	38.1	46.0	36.8	43.8	35.0	39.4	31.5	35.0	28.0
S1L2-K 1	54.5	43.6	52.5	42.0	50.0	40.0	45.0	36.0	40.0	32.0
PI144J	54.5	43.6	52.5	42.0	50.0	40.0	45.0	36.0	40.0	32.0
PI144K	60.0	48.0	57.8	46.2	55.0	44.0	49.5	39.6	44.0	35.2
S1L2-N 1	60.0	48.0	57.8	46.2	55.0	44.0	49.5	39.6	44.0	35.2
UCI224C	60.0	48.0	58.1	46.4	55.0	44.0	48.0	38.4	42.0	33.6
S1L2-R 1	69.2	55.3	66.7	53.3	63.1	50.4	56.3	45.0	48.5	38.8
UCI224D	71.3	57.0	68.8	55.0	65.0	52.0	58.0	46.4	50.0	40.0
UCI224E	80.0	64.0	78.8	63.0	75.0	60.0	68.0	54.4	60.0	48.0
S1L2-Y 1	80.0	64.0	78.8	63.0	75.0	60.0	68.0	54.4	60.0	48.0
UCI224F	102.5	82.0	98.8	79.0	94.0	75.2	82.5	66.0	71.8	57.4
UCI224G	113.8	91.0	110.0	88.0	103.8	83.0	95.0	76.0	82.5	66.0

1. Available in single bearing only




4 POLE Three Phase



Star 600V
Parallel Star 300V
Delta 346V
60Hz/1800rpm
0.8 Power Factor

Winding 07/17	TEMPERATURE RISE										
	Standby 163/27		Standby 150/40		Continuous 125/40 (H)		Continuous 105/40 (F)		Continuous 80/40 (B)		
Model	kVA	kW	kVA	kW	kVA	kW	kVA	kW	kVA	kW	
UCI274C	132.0	105.6	127.0	101.6	120.0	96.0	110.0	88.0	95.0	76.0	
UCI274D	158.8	127.0	155.0	124.0	146.3	117.0	131.3	105.0	110.0	88.0	
UCI274E	193.8	155.0	187.5	150.0	178.8	143.0	160.0	128.0	138.0	110.4	
UCI274F	218.8	175.0	212.5	170.0	206.3	165.0	187.5	150.0	160.0	128.0	
UCI274G	246.3	197.0	240.0	192.0	225.0	180.0	206.3	165.0	175.0	140.0	
UCI274H	280.0	224.0	275.0	220.0	255.0	204.0	235.0	188.0	204.0	163.2	
UCDI274J	334.0	267.2	328.0	262.4	305.0	244.0	281.0	224.8	244.0	195.2	
HCI444C	345.0	276.0	335.0	268.0	315.0	252.0	290.0	232.0	250.0	200.0	
S4L1S-C	345.0	276.0	335.0	268.0	315.0	252.0	290.0	232.0	250.0	200.0	
HCI444D	415.0	332.0	400.0	320.0	375.0	300.0	345.0	276.0	300.0	240.0	
S4L1S-D	415.0	332.0	400.0	320.0	375.0	300.0	345.0	276.0	300.0	240.0	
HCI444E	475.0	380.0	460.0	368.0	440.0	352.0	400.0	320.0	350.0	280.0	
S4L1S-E	475.0	380.0	460.0	368.0	440.0	352.0	400.0	320.0	350.0	280.0	
HCI444F	550.0	440.0	535.0	428.0	500.0	400.0	465.0	372.0	400.0	320.0	
S4L1S-F	550.0	440.0	535.0	428.0	500.0	400.0	465.0	372.0	400.0	320.0	
HCI544C	615.0	492.0	595.0	476.0	563.0	450.4	515.0	412.0	448.0	358.4	
S5L1S-C	615.0	492.0	595.0	476.0	563.0	450.4	515.0	412.0	448.0	358.4	
HCI544D	694.0	555.2	675.0	540.0	644.0	515.2	588.0	470.4	515.0	412.0	
S5L1S-D	694.0	555.2	675.0	540.0	644.0	515.2	588.0	470.4	515.0	412.0	
HCI544E	790.0	632.0	770.0	616.0	725.0	580.0	658.0	526.4	570.0	456.0	
S5L1S-E	790.0	632.0	770.0	616.0	725.0	580.0	658.0	526.4	570.0	456.0	
HCI544F	906.0	724.8	875.0	700.0	825.0	660.0	750.0	600.0	660.0	528.0	
S5L1S-F	906.0	724.8	875.0	700.0	825.0	660.0	750.0	600.0	660.0	528.0	
S6L1D-C	8	1088.0	870.4	1046.0	836.8	1000.0	800.0	913.0	730.4	790.0	632.0
S6L1D-D	8	1163.0	930.4	1125.0	900.0	1063.0	850.4	963.0	770.4	850.0	680.0
S6L1D-E	8	1400.0	1120.0	1350.0	1080.0	1300.0	1040.0	1188.0	950.4	1035.0	828.0
S6L1D-F	8	1575.0	1260.0	1525.0	1220.0	1438.0	1150.4	1313.0	1050.4	1125.0	900.0
S6L1D-G	8	1630.0	1304.0	1585.0	1268.0	1525.0	1220.0	1415.0	1132.0	1300.0	1040.0
S6L1D-H	8	1810.0	1448.0	1760.0	1408.0	1690.0	1352.0	1575.0	1260.0	1450.0	1160.0
S7L1D-C	5	2025.0	1620.0	1975.0	1580.0	1894.0	1515.2	1762.0	1409.6	1625.0	1300.0

5. Star connection only
 8. 12 exit lead connections on select cores



4 POLE Three Phase




Star 600V
Parallel Star 300V
Delta 346V
60Hz/1800rpm
0.8 Power Factor

3 of 3

Winding 07/17	TEMPERATURE RISE										
	Standby 163/27		Standby 150/40		Continuous 125/40 (H)		Continuous 105/40 (F)		Continuous 80/40 (B)		
Model	kVA	kW	kVA	kW	kVA	kW	kVA	kW	kVA	kW	
S7L1D-D	5	2162.0	1729.6	2100.0	1680.0	2019.0	1615.2	1875.0	1500.0	1737.0	1389.6
S7L1D-E	5	2263.0	1810.4	2200.0	1760.0	2119.0	1695.2	1969.0	1575.2	1819.0	1455.2
S7L1D-F	5	2469.0	1975.2	2400.0	1920.0	2300.0	1840.0	2144.0	1715.2	1981.0	1584.8
S7L1D-G	5	2787.0	2229.6	2706.0	2164.8	2600.0	2080.0	2425.0	1940.0	2244.0	1795.2
S7L1D-H	5	2950.0	2360.0	2862.0	2289.6	2750.0	2200.0	2562.0	2049.6	2369.0	1895.2
P80 LVSI804S	5	3420.0	2736.0	3325.0	2660.0	3110.0	2488.0	2820.0	2256.0	2370.0	1896.0
S9L1D-C	5	3425.0	2740.0	3331.0	2664.8	3125.0	2500.0	2875.0	2300.0	2500.0	2000.0
P80 LVSI804W	2, 5	4550.0	3640.0	4430.0	3544.0	4142.0	3313.6	3871.0	3096.8	3364.0	2691.2
S9L1D-E	2, 5	4556.0	3644.8	4431.0	3544.8	4144.0	3315.2	3875.0	3100.0	3375.0	2700.0
P80 LVSI804X	2, 5	4900.0	3920.0	4770.0	3816.0	4464.0	3571.2	4172.0	3337.6	3625.0	2900.0
S9L1D-F	2, 5	4919.0	3935.2	4781.0	3824.8	4469.0	3575.2	4187.0	3349.6	3625.0	2900.0
S9L1D-G	2, 5	5600.0	4480.0	5450.0	4360.0	5100.0	4080.0	4688.0	3750.4	4075.0	3260.0

2. Available in double bearing only
 5. Star connection only



4 POLE Three Phase



Star 660V-690V
Parallel Star 330V-345V
Delta 380V-400V

60Hz/1800rpm
0.8 Power Factor

Winding 27/28	TEMPERATURE RISE										
	Standby 163/27		Standby 150/40		Continuous 125/40 (H)		Continuous 105/40 (F)		Continuous 80/40 (B)		
Model	kVA	kW	kVA	kW	kVA	kW	kVA	kW	kVA	kW	
UCI274E	172.0	137.6	167.0	133.6	160.0	128.0	147.0	117.6	128.0	102.4	
UCI274H	263.0	210.4	259.0	207.2	240.0	192.0	220.0	176.0	192.0	153.6	
HCI444C	345.0	276.0	335.0	268.0	315.0	252.0	290.0	232.0	250.0	200.0	
S4L1S-C	345.0	276.0	335.0	268.0	315.0	252.0	290.0	232.0	250.0	200.0	
HCI444D	375.0	300.0	365.0	292.0	340.0	272.0	315.0	252.0	275.0	220.0	
S4L1S-D	375.0	300.0	365.0	292.0	340.0	272.0	315.0	252.0	275.0	220.0	
HCI444E	420.0	336.0	410.0	328.0	385.0	308.0	355.0	284.0	310.0	248.0	
S4L1S-E	420.0	336.0	410.0	328.0	385.0	308.0	355.0	284.0	310.0	248.0	
HCI444F	520.0	416.0	500.0	400.0	475.0	380.0	435.0	348.0	380.0	304.0	
S4L1S-F	520.0	416.0	500.0	400.0	475.0	380.0	435.0	348.0	380.0	304.0	
HCI544C	600.0	480.0	580.0	464.0	550.0	440.0	500.0	400.0	440.0	352.0	
S5L1S-C	600.0	480.0	580.0	464.0	550.0	440.0	500.0	400.0	440.0	352.0	
HCI544D	655.0	524.0	633.0	506.4	600.0	480.0	545.0	436.0	480.0	384.0	
S5L1S-D	655.0	524.0	633.0	506.4	600.0	480.0	545.0	436.0	480.0	384.0	
HCI544E	790.0	632.0	765.0	612.0	725.0	580.0	659.0	527.2	580.0	464.0	
S5L1S-E	790.0	632.0	765.0	612.0	725.0	580.0	659.0	527.2	580.0	464.0	
HCI544F	818.0	654.4	790.0	632.0	750.0	600.0	682.0	545.6	600.0	480.0	
S5L1S-F	818.0	654.4	790.0	632.0	750.0	600.0	682.0	545.6	600.0	480.0	
S6L1D-C	5	1035.0	828.0	995.0	796.0	950.0	760.0	870.0	696.0	760.0	608.0
PI734A	5	1500.0	1200.0	1440.0	1152.0	1405.0	1124.0	1305.0	1044.0	1195.0	956.0
S6L1D-F	5	1500.0	1200.0	1440.0	1152.0	1405.0	1124.0	1305.0	1044.0	1160.0	928.0
S6L1D-G	5	1588.0	1270.4	1538.0	1230.4	1450.0	1160.0	1330.0	1064.0	1195.0	956.0
PI734B	5	1665.0	1332.0	1600.0	1280.0	1560.0	1248.0	1450.0	1160.0	1330.0	1064.0
S6L1D-H	5	1665.0	1332.0	1600.0	1280.0	1560.0	1248.0	1450.0	1160.0	1330.0	1064.0
PI734C	5	1960.0	1568.0	1880.0	1504.0	1840.0	1472.0	1710.0	1368.0	1570.0	1256.0
PI734D	5	2065.0	1652.0	1985.0	1588.0	1940.0	1552.0	1800.0	1440.0	1655.0	1324.0
PI734E	5	2185.0	1748.0	2100.0	1680.0	2050.0	1640.0	1910.0	1528.0	1750.0	1400.0
PI734F	5	2520.0	2016.0	2415.0	1932.0	2360.0	1888.0	2200.0	1760.0	2015.0	1612.0



6 POLE Three Phase



Star 380V-440V **50Hz/1000rpm**
0.8 Power Factor

Winding 312	TEMPERATURE RISE									
	Standby 163/27		Standby 150/40		Continuous 125/40 (H)		Continuous 105/40 (F)		Continuous 80/40 (B)	
Model	kVA	kW	kVA	kW	kVA	kW	kVA	kW	kVA	kW
HCI636G	300.0	240.0	291.0	232.8	280.0	224.0	260.0	208.0	225.0	180.0
HCI636H	407.0	325.6	395.0	316.0	380.0	304.0	350.0	280.0	300.0	240.0
HCI636J	482.0	385.6	468.0	374.4	450.0	360.0	420.0	336.0	360.0	288.0
HCI636K	610.0	488.0	593.0	474.4	570.0	456.0	525.0	420.0	450.0	360.0
PI736B	750.0	600.0	730.0	584.0	700.0	560.0	650.0	520.0	565.0	452.0
PI736D	985.0	788.0	960.0	768.0	920.0	736.0	850.0	680.0	740.0	592.0
PI736F	1390.0	1112.0	1355.0	1084.0	1300.0	1040.0	1200.0	960.0	1040.0	832.0

Star 380V **60Hz/1200rpm**
0.8 Power Factor

Winding 312	TEMPERATURE RISE									
	Standby 163/27		Standby 150/40		Continuous 125/40 (H)		Continuous 105/40 (F)		Continuous 80/40 (B)	
Model	kVA	kW	kVA	kW	kVA	kW	kVA	kW	kVA	kW
HCI636G	321.0	256.8	312.0	249.6	300.0	240.0	275.0	220.0	235.0	188.0
HCI636H	428.0	342.4	416.0	332.8	400.0	320.0	370.0	296.0	310.0	248.0
HCI636J	513.0	410.4	499.0	399.2	480.0	384.0	450.0	360.0	390.0	312.0
HCI636K	652.0	521.6	634.0	507.2	610.0	488.0	565.0	452.0	480.0	384.0
PI736B	790.0	632.0	765.0	612.0	750.0	600.0	690.0	552.0	600.0	480.0
PI736D	1025.0	820.0	990.0	792.0	960.0	768.0	885.0	708.0	765.0	612.0
PI736F	1465.0	1172.0	1425.0	1140.0	1370.0	1096.0	1255.0	1004.0	1090.0	872.0



6 POLE Three Phase



Star 416V **60Hz/1200rpm**
0.8 Power Factor

Winding 312	TEMPERATURE RISE									
	Standby 163/27		Standby 150/40		Continuous 125/40 (H)		Continuous 105/40 (F)		Continuous 80/40 (B)	
Model	kVA	kW	kVA	kW	kVA	kW	kVA	kW	kVA	kW
HCI636G	354.0	283.2	344.0	275.2	331.0	264.8	306.0	244.8	260.0	208.0
HCI636H	482.0	385.6	468.0	374.4	450.0	360.0	413.0	330.4	350.0	280.0
HCI636J	568.0	454.4	552.0	441.6	531.0	424.8	500.0	400.0	430.0	344.0
HCI636K	722.0	577.6	702.0	561.6	675.0	540.0	625.0	500.0	535.0	428.0
PI736B	870.0	696.0	845.0	676.0	815.0	652.0	750.0	600.0	650.0	520.0
PI736D	1125.0	900.0	1095.0	876.0	1050.0	840.0	970.0	776.0	840.0	672.0
PI736F	1605.0	1284.0	1560.0	1248.0	1500.0	1200.0	1375.0	1100.0	1195.0	956.0

Star 440V **60Hz/1200rpm**
0.8 Power Factor

Winding 312	TEMPERATURE RISE									
	Standby 163/27		Standby 150/40		Continuous 125/40 (H)		Continuous 105/40 (F)		Continuous 80/40 (B)	
Model	kVA	kW	kVA	kW	kVA	kW	kVA	kW	kVA	kW
HCI636G	375.0	300.0	364.0	291.2	350.0	280.0	325.0	260.0	280.0	224.0
HCI636H	508.0	406.4	494.0	395.2	475.0	380.0	438.0	350.4	375.0	300.0
HCI636J	602.0	481.6	586.0	468.8	563.0	450.4	525.0	420.0	450.0	360.0
HCI636K	763.0	610.4	742.0	593.6	713.0	570.4	656.0	524.8	560.0	448.0
PI736B	940.0	752.0	910.0	728.0	875.0	700.0	815.0	652.0	705.0	564.0
PI736D	1230.0	984.0	1200.0	960.0	1150.0	920.0	1065.0	852.0	920.0	736.0
PI736F	1740.0	1392.0	1690.0	1352.0	1625.0	1300.0	1500.0	1200.0	1300.0	1040.0



6 POLE Three Phase



Star 480V **60Hz/1200rpm**
0.8 Power Factor

Winding 312	TEMPERATURE RISE									
	Standby 163/27		Standby 150/40		Continuous 125/40 (H)		Continuous 105/40 (F)		Continuous 80/40 (B)	
Model	kVA	kW	kVA	kW	kVA	kW	kVA	kW	kVA	kW
HCI636G	375.0	300.0	364.0	291.2	350.0	280.0	325.0	260.0	280.0	224.0
HCI636H	508.0	406.4	494.0	395.2	475.0	380.0	438.0	350.4	375.0	300.0
HCI636J	602.0	481.6	586.0	468.8	563.0	450.4	525.0	420.0	450.0	360.0
HCI636K	763.0	610.4	742.0	593.6	713.0	570.4	656.0	524.8	560.0	448.0
PI736B	940.0	752.0	910.0	728.0	875.0	700.0	815.0	652.0	705.0	564.0
PI736D	1230.0	984.0	1200.0	960.0	1150.0	920.0	1065.0	852.0	920.0	736.0
PI736F	1815.0	1452.0	1760.0	1408.0	1695.0	1356.0	1565.0	1252.0	1355.0	1084.0

Star 600V **60Hz/1200rpm**
0.8 Power Factor

Winding 07	TEMPERATURE RISE									
	Standby 163/27		Standby 150/40		Continuous 125/40 (H)		Continuous 105/40 (F)		Continuous 80/40 (B)	
Model	kVA	kW	kVA	kW	kVA	kW	kVA	kW	kVA	kW
HCI636G	375.0	300.0	364.0	291.2	350.0	280.0	325.0	260.0	280.0	224.0
HCI636H	508.0	406.4	494.0	395.2	475.0	380.0	438.0	350.4	380.0	304.0
HCI636J	602.0	481.6	586.0	468.8	563.0	450.4	525.0	420.0	450.0	360.0
HCI636K	763.0	610.4	742.0	593.6	713.0	570.4	656.0	524.8	570.0	456.0
PI736B	940.0	752.0	910.0	728.0	875.0	700.0	815.0	652.0	705.0	564.0
PI736D	1230.0	984.0	1200.0	960.0	1150.0	920.0	1065.0	852.0	920.0	736.0
PI736F	1740.0	1392.0	1690.0	1352.0	1625.0	1300.0	1500.0	1200.0	1300.0	1040.0



4 POLE Medium Voltage



Star 3300V **50Hz/1500rpm**
0.8 Power Factor

Winding 51 (5/6 Pitch)	TEMPERATURE RISE									
	Standby 163/27		Standby 150/40		Continuous 125/40 (H)		Continuous 105/40 (F)		Continuous 80/40 (B)	
Model	kVA	kW	kVA	kW	kVA	kW	kVA	kW	kVA	kW
S9M1D-A	2063.0	1650.4	2006.0	1604.8	1875.0	1500.0	1725.0	1380.0	1500.0	1200.0
S9M1D-B	2454.0	1963.2	2387.0	1909.6	2231.0	1784.8	2053.0	1642.4	1785.0	1428.0
S9M1D-C	2733.0	2186.4	2658.0	2126.4	2484.0	1987.2	2286.0	1828.8	1988.0	1590.4
S9M1D-D	2991.0	2392.8	2909.0	2327.2	2719.0	2175.2	2501.0	2000.8	2175.0	1740.0
S9M1D-E 2	3259.0	2607.2	3170.0	2536.0	2963.0	2370.4	2726.0	2180.8	2370.0	1896.0
S9M1D-F 2	3836.0	3068.8	3732.0	2985.6	3488.0	2790.4	3209.0	2567.2	2790.0	2232.0
S9M1D-G 2	4388.0	3510.4	4268.0	3414.4	3989.0	3191.2	3670.0	2936.0	3191.0	2552.8
S9M1D-H 2	4744.0	3795.2	4614.0	3691.2	4313.0	3450.4	3968.0	3174.4	3450.0	2760.0

Winding 51 (2/3 Pitch)	TEMPERATURE RISE									
	Standby 163/27		Standby 150/40		Continuous 125/40 (H)		Continuous 105/40 (F)		Continuous 80/40 (B)	
Model	kVA	kW	kVA	kW	kVA	kW	kVA	kW	kVA	kW
P80 MVS1804R	2910.0	2328.0	2835.0	2268.0	2650.0	2120.0	2400.0	1920.0	2100.0	1680.0
P80 MVS1804S	3190.0	2552.0	3100.0	2480.0	2900.0	2320.0	2660.0	2128.0	2330.0	1864.0
P80 MVS1804T	3475.0	2780.0	3370.0	2696.0	3160.0	2528.0	2940.0	2352.0	2590.0	2072.0
P80 MVS1804W 2	4080.0	3264.0	3960.0	3168.0	3718.0	2974.4	3475.0	2780.0	3114.0	2491.2
P80 MVS1804X 2	4670.0	3736.0	4520.0	3616.0	4253.0	3402.4	3975.0	3180.0	3562.0	2849.6

Winding 851 (2/3 Pitch)	TEMPERATURE RISE									
	Standby 163/27		Standby 150/40		Continuous 125/40 (H)		Continuous 105/40 (F)		Continuous 80/40 (B)	
Model	kVA	kW	kVA	kW	kVA	kW	kVA	kW	kVA	kW
S9M1D-A	1980.0	1584.0	1926.0	1540.8	1800.0	1440.0	1656.0	1324.8	1440.0	1152.0
S9M1D-B	2310.0	1848.0	2247.0	1797.6	2100.0	1680.0	1932.0	1545.6	1680.0	1344.0
S9M1D-C	2618.0	2094.4	2547.0	2037.6	2380.0	1904.0	2190.0	1752.0	1904.0	1523.2
S9M1D-D	2915.0	2332.0	2836.0	2268.8	2650.0	2120.0	2438.0	1950.4	2120.0	1696.0
S9M1D-E 2	3190.0	2552.0	3103.0	2482.4	2900.0	2320.0	2668.0	2134.4	2320.0	1856.0
S9M1D-F 2	3476.0	2780.8	3381.0	2704.8	3160.0	2528.0	2907.0	2325.6	2528.0	2022.4
S9M1D-G 2	4092.0	3273.6	3980.0	3184.0	3720.0	2976.0	3422.0	2737.6	2976.0	2380.8
S9M1D-H 2	4681.0	3744.8	4553.0	3642.4	4255.0	3404.0	3915.0	3132.0	3404.0	2723.2

2. Available in double bearing only



4 POLE Medium Voltage



Star 4160V **60Hz/1800rpm**
0.8 Power Factor

Winding 51 (5/6 Pitch)	TEMPERATURE RISE									
	Standby 163/27		Standby 150/40		Continuous 125/40 (H)		Continuous 105/40 (F)		Continuous 80/40 (B)	
Model	kVA	kW	kVA	kW	kVA	kW	kVA	kW	kVA	kW
S9M1D-A	2536.0	2028.8	2508.0	2006.4	2344.0	1875.2	2156.0	1724.8	1875.0	1500.0
S9M1D-B	2918.0	2334.4	2839.0	2271.2	2653.0	2122.4	2441.0	1952.8	2123.0	1698.4
S9M1D-C	3248.0	2598.4	3160.0	2528.0	2953.0	2362.4	2717.0	2173.6	2363.0	1890.4
S9M1D-D	3640.0	2912.0	3541.0	2832.8	3309.0	2647.2	3045.0	2436.0	2648.0	2118.4
S9M1D-E 2	4022.0	3217.6	3912.0	3129.6	3656.0	2924.8	3364.0	2691.2	2930.0	2344.0
S9M1D-F 2	4635.0	3708.0	4509.0	3607.2	4214.0	3371.2	3877.0	3101.6	3371.0	2696.8
S9M1D-G 2	5352.0	4281.6	5206.0	4164.8	4866.0	3892.8	4476.0	3580.8	3893.0	3114.4
S9M1D-H 2	5775.0	4620.0	5618.0	4494.4	5250.0	4200.0	4830.0	3864.0	4200.0	3360.0

Winding 51 (2/3 Pitch)	TEMPERATURE RISE									
	Standby 163/27		Standby 150/40		Continuous 125/40 (H)		Continuous 105/40 (F)		Continuous 80/40 (B)	
Model	kVA	kW	kVA	kW	kVA	kW	kVA	kW	kVA	kW
P80 MVS1804R	3465.0	2772.0	3370.0	2696.0	3150.0	2520.0	2880.0	2304.0	2520.0	2016.0
P80 MVS1804S	3880.0	3104.0	3775.0	3020.0	3530.0	2824.0	3250.0	2600.0	2820.0	2256.0
P80 MVS1804T	4290.0	3432.0	4160.0	3328.0	3900.0	3120.0	3630.0	2904.0	3180.0	2544.0
P80 MVS1804W 2	4940.0	3952.0	4780.0	3824.0	4494.0	3595.2	4200.0	3360.0	3650.0	2920.0
P80 MVS1804X 2	5700.0	4560.0	5520.0	4416.0	5190.0	4152.0	4850.0	3880.0	4215.0	3372.0

Winding 851 (2/3 Pitch)	TEMPERATURE RISE									
	Standby 163/27		Standby 150/40		Continuous 125/40 (H)		Continuous 105/40 (F)		Continuous 80/40 (B)	
Model	kVA	kW	kVA	kW	kVA	kW	kVA	kW	kVA	kW
S9M1D-A	2530.0	2024.0	2461.0	1968.8	2300.0	1840.0	2116.0	1692.8	1840.0	1472.0
S9M1D-B	2860.0	2288.0	2782.0	2225.6	2600.0	2080.0	2392.0	1913.6	2080.0	1664.0
S9M1D-C	3113.0	2490.4	3028.0	2422.4	2830.0	2264.0	2604.0	2083.2	2264.0	1811.2
S9M1D-D	3465.0	2772.0	3371.0	2696.8	3150.0	2520.0	2898.0	2318.4	2520.0	2016.0
S9M1D-E 2	3883.0	3106.4	3777.0	3021.6	3530.0	2824.0	3248.0	2598.4	2824.0	2259.2
S9M1D-F 2	4290.0	3432.0	4173.0	3338.4	3900.0	3120.0	3588.0	2870.4	3125.0	2500.0
S9M1D-G 2	4945.0	3956.0	4810.0	3848.0	4495.0	3596.0	4135.0	3308.0	3596.0	2876.8
S9M1D-H 2	5709.0	4567.2	5553.0	4442.4	5190.0	4152.0	4775.0	3820.0	4152.0	3321.6

2. Available in double bearing only



4 POLE High Voltage



Star 5500V **50Hz/1500rpm**
0.8 Power Factor

Winding 63 (5/6 Pitch)	TEMPERATURE RISE									
	Standby 163/27		Standby 150/40		Continuous 125/40 (H)		Continuous 105/40 (F)		Continuous 80/40 (B)	
Model	kVA	kW	kVA	kW	kVA	kW	kVA	kW	kVA	kW
S9H1D-A	2090.0	1672.0	2033.0	1626.4	1900.0	1520.0	1748.0	1398.4	1520.0	1216.0
S9H1D-B	2475.0	1980.0	2408.0	1926.4	2250.0	1800.0	2070.0	1656.0	1800.0	1440.0
S9H1D-C	2772.0	2217.6	2696.0	2156.8	2520.0	2016.0	2318.0	1854.4	2016.0	1612.8
S9H1D-D	3163.0	2530.4	3076.0	2460.8	2875.0	2300.0	2645.0	2116.0	2300.0	1840.0
S9H1D-E 2	3587.0	2869.6	3488.0	2790.4	3260.0	2608.0	3000.0	2400.0	2608.0	2086.4
S9H1D-F 2	4263.0	3410.4	4146.0	3316.8	3875.0	3100.0	3565.0	2852.0	3100.0	2480.0
S9H1D-G 2	4604.0	3683.2	4478.0	3582.4	4185.0	3348.0	3850.0	3080.0	3348.0	2678.4
S9H1D-H 2	4972.0	3977.6	4836.0	3868.8	4520.0	3616.0	4158.0	3326.4	3616.0	2892.8

Winding 963 (2/3 Pitch)	TEMPERATURE RISE									
	Standby 163/27		Standby 150/40		Continuous 125/40 (H)		Continuous 105/40 (F)		Continuous 80/40 (B)	
Model	kVA	kW	kVA	kW	kVA	kW	kVA	kW	kVA	kW
S9H1D-A	1892.0	1513.6	1840.0	1472.0	1720.0	1376.0	1582.0	1265.6	1376.0	1100.8
S9H1D-B	2200.0	1760.0	2140.0	1712.0	2000.0	1600.0	1840.0	1472.0	1600.0	1280.0
S9H1D-C	2475.0	1980.0	2408.0	1926.4	2250.0	1800.0	2070.0	1656.0	1800.0	1440.0
S9H1D-D	2772.0	2217.6	2696.0	2156.8	2520.0	2016.0	2520.0	2016.0	2016.0	1612.8
S9H1D-E 2	3162.0	2529.6	3076.0	2460.8	2875.0	2300.0	2645.0	2116.0	2300.0	1840.0
S9H1D-F 2	3751.0	3000.8	3648.0	2918.4	3410.0	2728.0	3137.0	2509.6	2728.0	2182.4
S9H1D-G 2	4263.0	3410.4	4146.0	3316.8	3875.0	3100.0	3565.0	2852.0	3100.0	2480.0
S9H1D-H 2	4604.0	3683.2	4478.0	3582.4	4185.0	3348.0	3850.0	3080.0	3348.0	2678.4

2. Available in double bearing only



4 POLE High Voltage



Star 6000V **50Hz/1500rpm**
0.8 Power Factor

Winding 71 (2/3 Pitch)	TEMPERATURE RISE									
	Standby 138/27 (F)		Standby 125/40 (F)		Continuous 125/40 (H)		Continuous 105/40 (F)		Continuous 80/40 (B)	
Model	kVA	kW	kVA	kW	kVA	kW	kVA	kW	kVA	kW
P80 HVSI804R	2500.0	2000.0	2400.0	1920.0	N/A	N/A	2250.0	1800.0	1950.0	1560.0
P80 HVSI804S	2795.0	2236.0	2695.0	2156.0	N/A	N/A	2520.0	2016.0	2200.0	1760.0
P80 HVSI804T	3190.0	2552.0	3075.0	2460.0	N/A	N/A	2875.0	2300.0	2480.0	1984.0
P80 HVSI804W 2	3780.0	3024.0	3640.0	2912.0	N/A	N/A	3410.0	2728.0	2970.0	2376.0
P80 HVSI804X 2	4260.0	3408.0	4140.0	3312.0	N/A	N/A	3875.0	3100.0	3370.0	2696.0

Winding 61 (5/6 Pitch)	TEMPERATURE RISE									
	Standby 163/27		Standby 150/40		Continuous 125/40 (H)		Continuous 105/40 (F)		Continuous 80/40 (B)	
Model	kVA	kW	kVA	kW	kVA	kW	kVA	kW	kVA	kW
S9H1D-A	2000.0	1600.0	1945.0	1556.0	1818.0	1454.4	1672.0	1337.6	1454.0	1163.2
S9H1D-B	2250.0	1800.0	2189.0	1751.2	2045.0	1636.0	1882.0	1505.6	1636.0	1308.8
S9H1D-C	2520.0	2016.0	2451.0	1960.8	2291.0	1832.8	2108.0	1686.4	1833.0	1466.4
S9H1D-D	2875.0	2300.0	2797.0	2237.6	2614.0	2091.2	2405.0	1924.0	2091.0	1672.8
S9H1D-E 2	3342.0	2673.6	3250.0	2600.0	3038.0	2430.4	2797.0	2237.6	2430.0	1944.0
S9H1D-F 2	3876.0	3100.8	3770.0	3016.0	3524.0	2819.2	3242.0	2593.6	2819.0	2255.2
S9H1D-G 2	4260.0	3408.0	4144.0	3315.2	3873.0	3098.4	3563.0	2850.4	3098.0	2478.4
S9H1D-H 2	4685.0	3748.0	4557.0	3645.6	4259.0	3407.2	3918.0	3134.4	3407.0	2725.6

Winding 961 (2/3 Pitch)	TEMPERATURE RISE									
	Standby 163/27		Standby 150/40		Continuous 125/40 (H)		Continuous 105/40 (F)		Continuous 80/40 (B)	
Model	kVA	kW	kVA	kW	kVA	kW	kVA	kW	kVA	kW
S9H1D-A	1800.0	1440.0	1750.0	1400.0	1636.0	1308.8	1505.0	1204.0	1309.0	1047.2
S9H1D-B	2000.0	1600.0	1945.0	1556.0	1818.0	1454.4	1673.0	1338.4	1455.0	1164.0
S9H1D-C	2250.0	1800.0	2189.0	1751.2	2045.0	1636.0	1882.0	1505.6	1636.0	1308.8
S9H1D-D	2520.0	2016.0	2451.0	1960.8	2291.0	1832.8	2108.0	1686.4	1833.0	1466.4
S9H1D-E 2	2875.0	2300.0	2797.0	2237.6	2614.0	2091.2	2405.0	1924.0	2091.0	1672.8
S9H1D-F 2	3410.0	2728.0	3317.0	2653.6	3100.0	2480.0	2852.0	2281.6	2480.0	1984.0
S9H1D-G 2	3875.0	3100.0	3769.0	3015.2	3523.0	2818.4	3241.0	2592.8	2818.0	2254.4
S9H1D-H 2	4260.0	3408.0	4144.0	3315.2	3873.0	3098.4	3563.0	2850.4	3098.0	2478.4

2. Available in double bearing only



4 POLE High Voltage



Star 6300V **50Hz/1500rpm**
0.8 Power Factor

Winding 61 (5/6 Pitch)	TEMPERATURE RISE									
	Standby 163/27		Standby 150/40		Continuous 125/40 (H)		Continuous 105/40 (F)		Continuous 80/40 (B)	
Model	kVA	kW	kVA	kW	kVA	kW	kVA	kW	kVA	kW
S7H1D-F	1785.0	1428.0	1735.0	1388.0	1625.0	1300.0	1500.0	1200.0	1400.0	1120.0
S9H1D-A	2100.0	1680.0	2043.0	1634.4	1909.0	1527.2	1756.0	1404.8	1527.0	1221.6
S9H1D-B	2365.0	1892.0	2301.0	1840.8	2150.0	1720.0	1978.0	1582.4	1720.0	1376.0
S9H1D-C	2646.0	2116.8	2573.0	2058.4	2405.0	1924.0	2213.0	1770.4	1924.0	1539.2
S9H1D-D	3020.0	2416.0	2937.0	2349.6	2745.0	2196.0	2525.0	2020.0	2196.0	1756.8
S9H1D-E 2	3509.0	2807.2	3413.0	2730.4	3190.0	2552.0	2937.0	2349.6	2552.0	2041.6
S9H1D-F 2	4070.0	3256.0	3959.0	3167.2	3700.0	2960.0	3404.0	2723.2	2960.0	2368.0
S9H1D-G 2	4450.0	3560.0	4328.0	3462.4	4045.0	3236.0	3721.0	2976.8	3236.0	2588.8
S9H1D-H 2	4895.0	3916.0	4762.0	3809.6	4450.0	3560.0	4094.0	3275.2	3560.0	2848.0

Winding 61 (2/3 Pitch)	TEMPERATURE RISE									
	Standby 138/27 (F)		Standby 125/40 (F)		Continuous 125/40 (H)		Continuous 105/40 (F)		Continuous 80/40 (B)	
Model	kVA	kW	kVA	kW	kVA	kW	kVA	kW	kVA	kW
P80 HVSI804R	2386.0	1908.8	2291.0	1832.8	N/A	N/A	2148.0	1718.4	1861.0	1488.8
P80 HVSI804S	2668.0	2134.4	2573.0	2058.4	N/A	N/A	2405.0	1924.0	2100.0	1680.0
P80 HVSI804T	3045.0	2436.0	2935.0	2348.0	N/A	N/A	2744.0	2195.2	2368.0	1894.4
P80 HVSI804W 2	3608.0	2886.4	3475.0	2780.0	N/A	N/A	3255.0	2604.0	2835.0	2268.0
P80 HVSI804X 2	4105.0	3284.0	3952.0	3161.6	N/A	N/A	3699.0	2959.2	3226.0	2580.8

Winding 961 (2/3 Pitch)	TEMPERATURE RISE									
	Standby 163/27		Standby 150/40		Continuous 125/40 (H)		Continuous 105/40 (F)		Continuous 80/40 (B)	
Model	kVA	kW	kVA	kW	kVA	kW	kVA	kW	kVA	kW
S9H1D-A	1890.0	1512.0	1838.0	1470.4	1718.0	1374.4	1580.0	1264.0	1374.0	1099.2
S9H1D-B	2132.0	1705.6	2074.0	1659.2	1938.0	1550.4	1783.0	1426.4	1550.0	1240.0
S9H1D-C	2365.0	1892.0	2300.0	1840.0	2150.0	1720.0	1978.0	1582.4	1720.0	1376.0
S9H1D-D	2646.0	2116.8	2573.0	2058.4	2405.0	1924.0	2213.0	1770.4	1924.0	1539.2
S9H1D-E 2	3020.0	2416.0	2937.0	2349.6	2745.0	2196.0	2525.0	2020.0	2196.0	1756.8
S9H1D-F 2	3581.0	2864.8	3483.0	2786.4	3255.0	2604.0	2995.0	2396.0	2604.0	2083.2
S9H1D-G 2	4070.0	3256.0	3959.0	3167.2	3700.0	2960.0	3404.0	2723.2	2960.0	2368.0
S9H1D-H 2	4450.0	3560.0	4328.0	3462.4	4045.0	3236.0	3721.0	2976.8	3236.0	2588.8

2. Available in double bearing only



4 POLE High Voltage



Star 6600V-6900V **50Hz/1500rpm**
0.8 Power Factor

Winding 61 (5/6 Pitch)	TEMPERATURE RISE									
	Standby 163/27		Standby 150/40		Continuous 125/40 (H)		Continuous 105/40 (F)		Continuous 80/40 (B)	
Model	kVA	kW	kVA	kW	kVA	kW	kVA	kW	kVA	kW
S7H1D-F	1785.0	1428.0	1735.0	1388.0	1625.0	1300.0	1500.0	1200.0	1400.0	1120.0
S9H1D-A	2200.0	1760.0	2140.0	1712.0	2000.0	1600.0	1840.0	1472.0	1600.0	1280.0
S9H1D-B	2475.0	1980.0	2408.0	1926.4	2250.0	1800.0	2070.0	1656.0	1800.0	1440.0
S9H1D-C	2772.0	2217.6	2696.0	2156.8	2520.0	2016.0	2318.0	1854.4	2016.0	1612.8
S9H1D-D	3163.0	2530.4	3076.0	2460.8	2875.0	2300.0	2645.0	2116.0	2300.0	1840.0
S9H1D-E 2, &	3245.0	2596.0	3165.0	2532.0	2950.0	2360.0	2714.0	2171.2	2360.0	1888.0
S9H1D-E 2, #	3438.0	2750.4	3344.0	2675.2	3125.0	2500.0	2875.0	2300.0	2500.0	2000.0
S9H1D-F 2, &	4004.0	3203.2	3895.0	3116.0	3640.0	2912.0	3350.0	2680.0	2912.0	2329.6
S9H1D-F 2, #	4125.0	3300.0	4012.0	3209.6	3750.0	3000.0	3450.0	2760.0	3000.0	2400.0
S9H1D-G	4686.0	3748.8	4558.0	3646.4	4260.0	3408.0	3919.0	3135.2	3408.0	2726.4
S9H1D-H	5154.0	4123.2	5013.0	4010.4	4685.0	3748.0	4310.0	3448.0	3750.0	3000.0

Winding 61 (2/3 Pitch)	TEMPERATURE RISE									
	Standby 138/27 (F)		Standby 125/40 (F)		Continuous 125/40 (H)		Continuous 105/40 (F)		Continuous 80/40 (B)	
Model	kVA	kW	kVA	kW	kVA	kW	kVA	kW	kVA	kW
P80 HVSI804R	2500.0	2000.0	2400.0	1920.0	N/A	N/A	2250.0	1800.0	1950.0	1560.0
P80 HVSI804S	2795.0	2236.0	2695.0	2156.0	N/A	N/A	2520.0	2016.0	2200.0	1760.0
P80 HVSI804T	3190.0	2552.0	3075.0	2460.0	N/A	N/A	2875.0	2300.0	2480.0	1984.0
P80 HVSI804W 2	3780.0	3024.0	3640.0	2912.0	N/A	N/A	3410.0	2728.0	2970.0	2376.0
P80 HVSI804X 2	4300.0	3440.0	4140.0	3312.0	N/A	N/A	3875.0	3100.0	3380.0	2704.0

Winding 961 (2/3 Pitch)	TEMPERATURE RISE									
	Standby 163/27		Standby 150/40		Continuous 125/40 (H)		Continuous 105/40 (F)		Continuous 80/40 (B)	
Model	kVA	kW	kVA	kW	kVA	kW	kVA	kW	kVA	kW
S9H1D-A	1980.0	1584.0	1926.0	1540.8	1800.0	1440.0	1656.0	1324.8	1440.0	1152.0
S9H1D-B	2233.0	1786.4	2172.0	1737.6	2030.0	1624.0	1868.0	1494.4	1624.0	1299.2
S9H1D-C	2475.0	1980.0	2408.0	1926.4	2250.0	1800.0	2070.0	1656.0	1800.0	1440.0
S9H1D-D	2772.0	2217.6	2696.0	2156.8	2520.0	2016.0	2318.0	1854.4	2016.0	1612.8
S9H1D-E 2	3163.0	2530.4	3076.0	2460.8	2875.0	2300.0	2645.0	2116.0	2300.0	1840.0
S9H1D-F 2	3751.0	3000.8	3649.0	2919.2	3410.0	2728.0	3137.0	2509.6	2728.0	2182.4
S9H1D-G 2	4263.0	3410.4	4146.0	3316.8	3875.0	3100.0	3565.0	2852.0	3100.0	2480.0
S9H1D-H 2	4686.0	3748.8	4558.0	3646.4	4260.0	3408.0	3919.0	3135.2	3408.0	2726.4

2. Available in double bearing only
 &. 6900 V Rating
 #. 6600 V Rating



4 POLE High Voltage



Star 10000V **50Hz/1500rpm**
0.8 Power Factor

Winding 81 (2/3 Pitch)	TEMPERATURE RISE									
	Standby 138/27		Standby 125/40		Continuous 125/40 (H)		Continuous 105/40 (F)		Continuous 80/40 (B)	
Model	kVA	kW	kVA	kW	kVA	kW	kVA	kW	kVA	kW
P80 HVSI804R	2520.0	2016.0	2430.0	1944.0	N/A	N/A	2270.0	1816.0	2000.0	1600.0
P80 HVSI804S	2790.0	2232.0	2690.0	2152.0	N/A	N/A	2515.0	2012.0	2200.0	1760.0
P80 HVSI804T	3150.0	2520.0	3035.0	2428.0	N/A	N/A	2840.0	2272.0	2500.0	2000.0
P80 HVSI804W 2	3600.0	2880.0	3470.0	2776.0	N/A	N/A	3259.0	2607.2	2830.0	2264.0
P80 HVSI804X 2	4100.0	3280.0	3960.0	3168.0	N/A	N/A	3724.0	2979.2	3240.0	2592.0

Winding 83 (5/6 Pitch)	TEMPERATURE RISE									
	Standby 163/27		Standby 150/40		Continuous 125/40 (H)		Continuous 105/40 (F)		Continuous 80/40 (B)	
Model	kVA	kW	kVA	kW	kVA	kW	kVA	kW	kVA	kW
S9H1D-A	1963.0	1570.4	1910.0	1528.0	1785.0	1428.0	1642.0	1313.6	1428.0	1142.4
S9H1D-B	2299.0	1839.2	2236.0	1788.8	2090.0	1672.0	1923.0	1538.4	1672.0	1337.6
S9H1D-C	2515.0	2012.0	2446.0	1956.8	2286.0	1828.8	2103.0	1682.4	1829.0	1463.2
S9H1D-D	2840.0	2272.0	2763.0	2210.4	2582.0	2065.6	2375.0	1900.0	2066.0	1652.8
S9H1D-E 2	3260.0	2608.0	3171.0	2536.8	2964.0	2371.2	2727.0	2181.6	2371.0	1896.8
S9H1D-F 2	3725.0	2980.0	3623.0	2898.4	3386.0	2708.8	3115.0	2492.0	2709.0	2167.2
S9H1D-G 2	4060.0	3248.0	3949.0	3159.2	3691.0	2952.8	3396.0	2716.8	2953.0	2362.4
S9H1D-H 2	4500.0	3600.0	4377.0	3501.6	4091.0	3272.8	3764.0	3011.2	3273.0	2618.4

Winding 933 (2/3 Pitch)	TEMPERATURE RISE									
	Standby 163/27		Standby 150/40		Continuous 125/40 (H)		Continuous 105/40 (F)		Continuous 80/40 (B)	
Model	kVA	kW	kVA	kW	kVA	kW	kVA	kW	kVA	kW
S9H1D-A	1600.0	1280.0	1556.0	1244.8	1454.0	1163.2	1338.0	1070.4	1163.0	930.4
S9H1D-B	2000.0	1600.0	1945.0	1556.0	1818.0	1454.4	1673.0	1338.4	1455.0	1164.0
S9H1D-C	2340.0	1872.0	2276.0	1820.8	2127.0	1701.6	1957.0	1565.6	1701.0	1360.8
S9H1D-D	2515.0	2012.0	2447.0	1957.6	2287.0	1829.6	2103.0	1682.4	1829.0	1463.2
S9H1D-E 2	2840.0	2272.0	2763.0	2210.4	2582.0	2065.6	2375.0	1900.0	2065.0	1652.0
S9H1D-F 2	3260.0	2608.0	3171.0	2536.8	2964.0	2371.2	2727.0	2181.6	2371.0	1896.8
S9H1D-G 2	3725.0	2980.0	3623.0	2898.4	3387.0	2709.6	3115.0	2492.0	2709.0	2167.2
S9H1D-H 2	4060.0	3248.0	3949.0	3159.2	3691.0	2952.8	3396.0	2716.8	2953.0	2362.4

2. Available in double bearing only



4 POLE High Voltage



Star 10500V **50Hz/1500rpm**
0.8 Power Factor

Winding 83 (2/3 Pitch)	TEMPERATURE RISE									
	Standby 138/27 (F)		Standby 125/40 (F)		Continuous 125/40 (H)		Continuous 105/40 (F)		Continuous 80/40 (B)	
Model	kVA	kW	kVA	kW	kVA	kW	kVA	kW	kVA	kW
P80 HVSI804R	2405.0	1924.0	2320.0	1856.0	N/A	N/A	2168.0	1734.4	1909.0	1527.2
P80 HVSI804S	2663.0	2130.4	2568.0	2054.4	N/A	N/A	2401.0	1920.8	2100.0	1680.0
P80 HVSI804T	3007.0	2405.6	2897.0	2317.6	N/A	N/A	2711.0	2168.8	2386.0	1908.8
P80 HVSI804W	3436.0	2748.8	3312.0	2649.6	N/A	N/A	3111.0	2488.8	2701.0	2160.8
P80 HVSI804X	3914.0	3131.2	3780.0	3024.0	N/A	N/A	3555.0	2844.0	3093.0	2474.4

Star 10500V - 11000V **50Hz/1500rpm**
0.8 Power Factor

Winding 83 (5/6 Pitch)	TEMPERATURE RISE									
	Standby 163/27		Standby 150/40		Continuous 125/40 (H)		Continuous 105/40 (F)		Continuous 80/40 (B)	
Model	kVA	kW	kVA	kW	kVA	kW	kVA	kW	kVA	kW
S7H1D-C	1185.0	948.0	1155.0	924.0	1080.0	864.0	1000.0	800.0	930.0	744.0
S7H1D-D	1340.0	1072.0	1300.0	1040.0	1220.0	976.0	1125.0	900.0	1050.0	840.0
S7H1D-E	1485.0	1188.0	1440.0	1152.0	1350.0	1080.0	1250.0	1000.0	1160.0	928.0
S7H1D-F	1785.0	1428.0	1735.0	1388.0	1625.0	1300.0	1500.0	1200.0	1400.0	1120.0
S9H1D-A #	2062.0	1649.6	2006.0	1604.8	1875.0	1500.0	1725.0	1380.0	1500.0	1200.0
S9H1D-A &	2090.0	1672.0	2033.0	1626.4	1900.0	1520.0	1750.0	1400.0	1520.0	1216.0
S9H1D-B #	2475.0	1980.0	2408.0	1926.4	2250.0	1800.0	2062.0	1649.6	1800.0	1440.0
S9H1D-B &	2530.0	2024.0	2461.0	1968.8	2300.0	1840.0	2116.0	1692.8	1840.0	1472.0
S9H1D-C	2767.0	2213.6	2691.0	2152.8	2515.0	2012.0	2314.0	1851.2	2012.0	1609.6
S9H1D-D	3124.0	2499.2	3039.0	2431.2	2840.0	2272.0	2613.0	2090.4	2272.0	1817.6
S9H1D-E 2	3586.0	2868.8	3488.0	2790.4	3260.0	2608.0	3000.0	2400.0	2608.0	2086.4
S9H1D-F 2	4098.0	3278.4	3986.0	3188.8	3725.0	2980.0	3427.0	2741.6	2980.0	2384.0
S9H1D-G 2	4466.0	3572.8	4344.0	3475.2	4060.0	3248.0	3735.0	2988.0	3248.0	2598.4
S9H1D-H 2	4950.0	3960.0	4815.0	3852.0	4500.0	3600.0	4140.0	3312.0	3600.0	2880.0

2. Available in double bearing only
&. 11000 V Rating
#. 10500 V Rating



4 POLE High Voltage




Star 10500V - 11000V **50Hz/1500rpm**
0.8 Power Factor

Winding 983 (2/3 Pitch)	TEMPERATURE RISE									
	Standby 163/27		Standby 150/40		Continuous 125/40 (H)		Continuous 105/40 (F)		Continuous 80/40 (B)	
Model	kVA	kW	kVA	kW	kVA	kW	kVA	kW	kVA	kW
S7H1D-C	1035.0	828.0	1005.0	804.0	940.0	752.0	870.0	696.0	810.0	648.0
S7H1D-D	1170.0	936.0	1135.0	908.0	1075.0	860.0	980.0	784.0	915.0	732.0
S7H1D-E	1295.0	1036.0	1255.0	1004.0	1175.0	940.0	1090.0	872.0	1010.0	808.0
S7H1D-F	1555.0	1244.0	1510.0	1208.0	1415.0	1132.0	1305.0	1044.0	1220.0	976.0
S9H1D-A	1760.0	1408.0	1712.0	1369.6	1600.0	1280.0	1472.0	1177.6	1280.0	1024.0
S9H1D-B	2233.0	1786.4	2172.0	1737.6	2030.0	1624.0	1868.0	1494.4	1624.0	1299.2
S9H1D-C	2574.0	2059.2	2508.0	2006.4	2340.0	1872.0	2153.0	1722.4	1872.0	1497.6
S9H1D-D	2767.0	2213.6	2691.0	2152.8	2515.0	2012.0	2305.0	1844.0	2012.0	1609.6
S9H1D-E 2	3124.0	2499.2	3039.0	2431.2	2840.0	2272.0	2603.0	2082.4	2272.0	1817.6
S9H1D-F 2	3586.0	2868.8	3488.0	2790.4	3260.0	2608.0	2988.0	2390.4	2608.0	2086.4
S9H1D-G 2	4098.0	3278.4	3986.0	3188.8	3725.0	2980.0	3414.0	2731.2	2980.0	2384.0
S9H1D-H 2	4466.0	3572.8	4344.0	3475.2	4060.0	3248.0	3721.0	2976.8	3248.0	2598.4

Star 11000V **50Hz/1500rpm**
0.8 Power Factor

Winding 83 (2/3 Pitch)	TEMPERATURE RISE									
	Standby 138/27 (F)		Standby 125/40 (F)		Continuous 125/40 (H)		Continuous 105/40 (F)		Continuous 80/40 (B)	
Model	kVA	kW	kVA	kW	kVA	kW	kVA	kW	kVA	kW
P80 HVSI804R	2520.0	2016.0	2430.0	1944.0	N/A	N/A	2270.0	1816.0	2000.0	1600.0
P80 HVSI804S	2790.0	2232.0	2690.0	2152.0	N/A	N/A	2515.0	2012.0	2200.0	1760.0
P80 HVSI804T	3150.0	2520.0	3035.0	2428.0	N/A	N/A	2840.0	2272.0	2500.0	2000.0
P80 HVSI804W	3600.0	2880.0	3470.0	2776.0	N/A	N/A	3259.0	2607.2	2830.0	2264.0
P80 HVSI804X	4100.0	3280.0	3960.0	3168.0	N/A	N/A	3724.0	2979.2	3240.0	2592.0

2. Available in double bearing only



4 POLE High Voltage



Star 6300V **60Hz/1800rpm**
0.8 Power Factor

Winding 63 (5/6 Pitch)	TEMPERATURE RISE									
	Standby 163/27		Standby 150/40		Continuous 125/40 (H)		Continuous 105/40 (F)		Continuous 80/40 (B)	
Model	kVA	kW	kVA	kW	kVA	kW	kVA	kW	kVA	kW
S9H1D-A	2520.0	2016.0	2451.0	1960.8	2290.0	1832.0	2107.0	1685.6	1832.0	1465.6
S9H1D-B	3019.0	2415.2	2936.0	2348.8	2744.0	2195.2	2525.0	2020.0	2195.0	1756.0
S9H1D-C	3297.0	2637.6	3207.0	2565.6	2997.0	2397.6	2757.0	2205.6	2398.0	1918.4
S9H1D-D	3707.0	2965.6	3605.0	2884.0	3370.0	2696.0	3100.0	2480.0	2696.0	2156.8
S9H1D-E 2	4253.0	3402.4	4140.0	3312.0	3866.0	3092.8	3556.0	2844.8	3093.0	2474.4
S9H1D-F 2	4988.0	3990.4	4851.0	3880.8	4534.0	3627.2	4171.0	3336.8	3627.0	2901.6
S9H1D-G 2	5387.0	4309.6	5240.0	4192.0	4897.0	3917.6	4505.0	3604.0	3917.0	3133.6
S9H1D-H 2	5775.0	4620.0	5618.0	4494.4	5250.0	4200.0	4865.0	3892.0	4231.0	3384.8

Winding 963 (2/3 Pitch)	TEMPERATURE RISE									
	Standby 163/27		Standby 150/40		Continuous 125/40 (H)		Continuous 105/40 (F)		Continuous 80/40 (B)	
Model	kVA	kW	kVA	kW	kVA	kW	kVA	kW	kVA	kW
S9H1D-A	2310.0	1848.0	2247.0	1797.6	2100.0	1680.0	1932.0	1545.6	1680.0	1344.0
S9H1D-B	2709.0	2167.2	2635.0	2108.0	2463.0	1970.4	2266.0	1812.8	1970.0	1576.0
S9H1D-C	3019.0	2415.2	2937.0	2349.6	2744.0	2195.2	2525.0	2020.0	2195.0	1756.0
S9H1D-D	3297.0	2637.6	3207.0	2565.6	2997.0	2397.6	2757.0	2205.6	2398.0	1918.4
S9H1D-E 2	3707.0	2965.6	3605.0	2884.0	3370.0	2696.0	3100.0	2480.0	2696.0	2156.8
S9H1D-F 2	4410.0	3528.0	4290.0	3432.0	4009.0	3207.2	3688.0	2950.4	3207.0	2565.6
S9H1D-G 2	4988.0	3990.4	4852.0	3881.6	4534.0	3627.2	4172.0	3337.6	3627.0	2901.6
S9H1D-H 2	5387.0	4309.6	5240.0	4192.0	4897.0	3917.6	4505.0	3604.0	3917.0	3133.6

2. Available in double bearing only



4 POLE High Voltage



Star 6600V **60Hz/1800rpm**
0.8 Power Factor

Winding 63 (5/6 Pitch)	TEMPERATURE RISE									
	Standby 163/27		Standby 150/40		Continuous 125/40 (H)		Continuous 105/40 (F)		Continuous 80/40 (B)	
Model	kVA	kW	kVA	kW	kVA	kW	kVA	kW	kVA	kW
S9H1D-A	2640.0	2112.0	2568.0	2054.4	2400.0	1920.0	2208.0	1766.4	1920.0	1536.0
S9H1D-B	3163.0	2530.4	3076.0	2460.8	2875.0	2300.0	2645.0	2116.0	2300.0	1840.0
S9H1D-C	3454.0	2763.2	3360.0	2688.0	3140.0	2512.0	2889.0	2311.2	2512.0	2009.6
S9H1D-D	3883.0	3106.4	3777.0	3021.6	3530.0	2824.0	3248.0	2598.4	2824.0	2259.2
S9H1D-E 2	4455.0	3564.0	4337.0	3469.6	4050.0	3240.0	3725.0	2980.0	3240.0	2592.0
S9H1D-F 2	5225.0	4180.0	5083.0	4066.4	4750.0	3800.0	4370.0	3496.0	3800.0	3040.0
S9H1D-G 2	5643.0	4514.4	5489.0	4391.2	5130.0	4104.0	4720.0	3776.0	4104.0	3283.2
S9H1D-H 2	5775.0	4620.0	5618.0	4494.4	5250.0	4200.0	5097.0	4077.6	4432.0	3545.6

Winding 963 (2/3 Pitch)	TEMPERATURE RISE									
	Standby 163/27		Standby 150/40		Continuous 125/40 (H)		Continuous 105/40 (F)		Continuous 80/40 (B)	
Model	kVA	kW	kVA	kW	kVA	kW	kVA	kW	kVA	kW
S9H1D-A	2420.0	1936.0	2354.0	1883.2	2200.0	1760.0	2024.0	1619.2	1760.0	1408.0
S9H1D-B	2904.0	2323.2	2825.0	2260.0	2640.0	2112.0	2429.0	1943.2	2112.0	1689.6
S9H1D-C	3163.0	2530.4	3076.0	2460.8	2875.0	2300.0	2645.0	2116.0	2300.0	1840.0
S9H1D-D	3454.0	2763.2	3360.0	2688.0	3140.0	2512.0	2889.0	2311.2	2512.0	2009.6
S9H1D-E 2	3883.0	3106.4	3777.0	3021.6	3530.0	2824.0	3247.0	2597.6	2824.0	2259.2
S9H1D-F 2	4620.0	3696.0	4494.0	3595.2	4200.0	3360.0	3864.0	3091.2	3360.0	2688.0
S9H1D-G 2	5225.0	4180.0	5083.0	4066.4	4750.0	3800.0	4370.0	3496.0	3800.0	3040.0
S9H1D-H 2	5643.0	4514.4	5489.0	4391.2	5130.0	4104.0	4720.0	3776.0	4104.0	3283.2

2. Available in double bearing only



4 POLE High Voltage



Star 6900V **60Hz/1800rpm**
0.8 Power Factor

Winding 63 (5/6 Pitch)	TEMPERATURE RISE									
	Standby 163/27		Standby 150/40		Continuous 125/40 (H)		Continuous 105/40 (F)		Continuous 80/40 (B)	
Model	kVA	kW	kVA	kW	kVA	kW	kVA	kW	kVA	kW
S9H1D-A	2640.0	2112.0	2568.0	2054.4	2400.0	1920.0	2208.0	1766.4	1920.0	1536.0
S9H1D-B	3025.0	2420.0	2943.0	2354.4	2750.0	2200.0	2530.0	2024.0	2200.0	1760.0
S9H1D-C	3303.0	2642.4	3213.0	2570.4	3003.0	2402.4	2763.0	2210.4	2402.0	1921.6
S9H1D-D	3715.0	2972.0	3613.0	2890.4	3377.0	2701.6	3107.0	2485.6	2702.0	2161.6
S9H1D-E 2	4261.0	3408.8	4148.0	3318.4	3874.0	3099.2	3563.0	2850.4	3099.0	2479.2
S9H1D-F 2	4997.0	3997.6	4861.0	3888.8	4543.0	3634.4	4180.0	3344.0	3634.0	2907.2
S9H1D-G 2	5398.0	4318.4	5250.0	4200.0	4907.0	3925.6	4514.0	3611.2	3926.0	3140.8
S9H1D-H 2	5775.0	4620.0	5618.0	4494.4	5250.0	4200.0	4875.0	3900.0	4239.0	3391.2

Winding 963 (2/3 Pitch)	TEMPERATURE RISE									
	Standby 163/27		Standby 150/40		Continuous 125/40 (H)		Continuous 105/40 (F)		Continuous 80/40 (B)	
Model	kVA	kW	kVA	kW	kVA	kW	kVA	kW	kVA	kW
S9H1D-A	2420.0	1936.0	2354.0	1883.2	2200.0	1760.0	2024.0	1619.2	1760.0	1408.0
S9H1D-B	2838.0	2270.4	2761.0	2208.8	2580.0	2064.0	2374.0	1899.2	2064.0	1651.2
S9H1D-C	3163.0	2530.4	3077.0	2461.6	2875.0	2300.0	2645.0	2116.0	2300.0	1840.0
S9H1D-D	3454.0	2763.2	3360.0	2688.0	3140.0	2512.0	2889.0	2311.2	2512.0	2009.6
S9H1D-E 2	3883.0	3106.4	3777.0	3021.6	3530.0	2824.0	3248.0	2598.4	2824.0	2259.2
S9H1D-F 2	4620.0	3696.0	4494.0	3595.2	4200.0	3360.0	3864.0	3091.2	3360.0	2688.0
S9H1D-G 2	5225.0	4180.0	5083.0	4066.4	4750.0	3800.0	4370.0	3496.0	3800.0	3040.0
S9H1D-H 2	5643.0	4514.4	5489.0	4391.2	5130.0	4104.0	4720.0	3776.0	4104.0	3283.2

2. Available in double bearing only



4 POLE High Voltage



Star 7200V **60Hz/1800rpm**
0.8 Power Factor


Winding 71 (2/3 Pitch)	TEMPERATURE RISE									
	Standby 138/27		Standby 125/40		Continuous 125/40 (H)		Continuous 105/40 (F)		Continuous 80/40 (B)	
Model	kVA	kW	kVA	kW	kVA	kW	kVA	kW	kVA	kW
P80 HVSI804R	3190.0	2552.0	3075.0	2460.0	N/A	N/A	2875.0	2300.0	2510.0	2008.0
P80 HVSI804S	3480.0	2784.0	3360.0	2688.0	N/A	N/A	3140.0	2512.0	2750.0	2200.0
P80 HVSI804T	3910.0	3128.0	3775.0	3020.0	N/A	N/A	3530.0	2824.0	3080.0	2464.0
P80 HVSI804W 2	4650.0	3720.0	4490.0	3592.0	N/A	N/A	4200.0	3360.0	3660.0	2928.0
P80 HVSI804X 2	5230.0	4184.0	5080.0	4064.0	N/A	N/A	4750.0	3800.0	4130.0	3304.0

Star 11000V **60Hz/1800rpm**
0.8 Power Factor

Winding 91 (5/6 Pitch)	TEMPERATURE RISE									
	Standby 163/27		Standby 150/40		Continuous 125/40 (H)		Continuous 105/40 (F)		Continuous 80/40 (B)	
Model	kVA	kW	kVA	kW	kVA	kW	kVA	kW	kVA	kW
S9H1D-A	1929.0	1543.2	1876.0	1500.8	1753.0	1402.4	1613.0	1290.4	1402.0	1121.6
S9H1D-B	2323.0	1858.4	2260.0	1808.0	2112.0	1689.6	1943.0	1554.4	1690.0	1352.0
S9H1D-C	2630.0	2104.0	2558.0	2046.4	2391.0	1912.8	2200.0	1760.0	1913.0	1530.4
S9H1D-D	2893.0	2314.4	2814.0	2251.2	2630.0	2104.0	2420.0	1936.0	2104.0	1683.2
S9H1D-E 2	3266.0	2612.8	3177.0	2541.6	2969.0	2375.2	2731.0	2184.8	2375.0	1900.0
S9H1D-F 2	3696.0	2956.8	3595.0	2876.0	3360.0	2688.0	3091.0	2472.8	2688.0	2150.4
S9H1D-G 2	4034.0	3227.2	3924.0	3139.2	3667.0	2933.6	3374.0	2699.2	2934.0	2347.2
S9H1D-H 2	4385.0	3508.0	4265.0	3412.0	3986.0	3188.8	3667.0	2933.6	3189.0	2551.2

Winding 991 (2/3 Pitch)	TEMPERATURE RISE									
	Standby 163/27		Standby 150/40		Continuous 125/40 (H)		Continuous 105/40 (F)		Continuous 80/40 (B)	
Model	kVA	kW	kVA	kW	kVA	kW	kVA	kW	kVA	kW
S9H1D-A	1490.0	1192.0	1450.0	1160.0	1354.0	1083.2	1246.0	996.8	1084.0	867.2
S9H1D-B	2017.0	1613.6	2000.0	1600.0	1833.0	1466.4	1687.0	1349.6	1467.0	1173.6
S9H1D-C	2324.0	1859.2	2260.0	1808.0	2112.0	1689.6	1943.0	1554.4	1690.0	1352.0
S9H1D-D	2630.0	2104.0	2559.0	2047.2	2392.0	1913.6	2200.0	1760.0	1913.0	1530.4
S9H1D-E 2	2893.0	2314.4	2815.0	2252.0	2630.0	2104.0	2420.0	1936.0	2104.0	1683.2
S9H1D-F 2	3266.0	2612.8	3177.0	2541.6	2969.0	2375.2	2732.0	2185.6	2375.0	1900.0
S9H1D-G 2	3696.0	2956.8	3595.0	2876.0	3360.0	2688.0	3091.0	2472.8	2688.0	2150.4
S9H1D-H 2	4033.0	3226.4	3923.0	3138.4	3667.0	2933.6	3373.0	2698.4	2933.0	2346.4

2. Available in double bearing only



4 POLE High Voltage



Star 11400V **60Hz/1800rpm**
0.8 Power Factor

Winding 81 (2/3 Pitch)	TEMPERATURE RISE									
	Standby 138/27		Standby 125/40		Continuous 125/40 (H)		Continuous 105/40 (F)		Continuous 80/40 (B)	
Model	kVA	kW	kVA	kW	kVA	kW	kVA	kW	kVA	kW
P80 HVSI804R	2870.0	2296.0	2770.0	2216.0	N/A	N/A	2588.0	2070.4	2280.0	1824.0
P80 HVSI804S	3180.0	2544.0	3065.0	2452.0	N/A	N/A	2868.0	2294.4	2505.0	2004.0
P80 HVSI804T	3590.0	2872.0	3460.0	2768.0	N/A	N/A	3238.0	2590.4	2850.0	2280.0
P80 HVSI804W 2	4100.0	3280.0	3950.0	3160.0	N/A	N/A	3715.0	2972.0	3226.0	2580.8
P80 HVSI804X 2	4670.0	3736.0	4510.0	3608.0	N/A	N/A	4245.0	3396.0	3694.0	2955.2

2. Available in double bearing only



4 POLE High Voltage



Star 12470V **60Hz/1800rpm**
0.8 Power Factor

Winding 91 (5/6 Pitch)	TEMPERATURE RISE									
	Standby 163/27		Standby 150/40		Continuous 125/40 (H)		Continuous 105/40 (F)		Continuous 80/40 (B)	
Model	kVA	kW	kVA	kW	kVA	kW	kVA	kW	kVA	kW
S9H1D-A	2187.0	1749.6	2127.0	1701.6	1988.0	1590.4	1829.0	1463.2	1590.0	1272.0
S9H1D-B	2640.0	2112.0	2568.0	2054.4	2400.0	1920.0	2208.0	1766.4	1920.0	1536.0
S9H1D-C	2981.0	2384.8	2900.0	2320.0	2710.0	2168.0	2493.0	1994.4	2168.0	1734.4
S9H1D-D	3278.0	2622.4	3189.0	2551.2	2980.0	2384.0	2733.0	2186.4	2384.0	1907.2
S9H1D-E 2	3702.0	2961.6	3601.0	2880.8	3365.0	2692.0	3096.0	2476.8	2692.0	2153.6
S9H1D-F 2	4191.0	3352.8	4077.0	3261.6	3810.0	3048.0	3505.0	2804.0	3048.0	2438.4
S9H1D-G 2	4571.0	3656.8	4446.0	3556.8	4155.0	3324.0	3823.0	3058.4	3324.0	2659.2
S9H1D-H 2	4967.0	3973.6	4831.0	3864.8	4515.0	3612.0	4154.0	3323.2	3612.0	2889.6

Winding 87 (2/3 Pitch)	TEMPERATURE RISE									
	Standby 138/27		Standby 125/40		Continuous 125/40 (H)		Continuous 105/40 (F)		Continuous 80/40 (B)	
Model	kVA	kW	kVA	kW	kVA	kW	kVA	kW	kVA	kW
P80 HVSI804R	2940.0	2352.0	2840.0	2272.0	N/A	N/A	2650.0	2120.0	2312.0	1849.6
P80 HVSI804S	3220.0	2576.0	3090.0	2472.0	N/A	N/A	2900.0	2320.0	2535.0	2028.0

Winding 91 (2/3 Pitch)	TEMPERATURE RISE									
	Standby 138/27		Standby 125/40		Continuous 125/40 (H)		Continuous 105/40 (F)		Continuous 80/40 (B)	
Model	kVA	kW	kVA	kW	kVA	kW	kVA	kW	kVA	kW
P80 HVSI804R	2655.0	2124.0	2570.0	2056.0	N/A	N/A	2400.0	1920.0	2080.0	1664.0
P80 HVSI804S	3010.0	2408.0	2900.0	2320.0	N/A	N/A	2710.0	2168.0	2355.0	1884.0
P80 HVSI804T	3305.0	2644.0	3185.0	2548.0	N/A	N/A	2980.0	2384.0	2590.0	2072.0
P80 HVSI804W 2	3710.0	2968.0	3580.0	2864.0	N/A	N/A	3365.0	2692.0	2930.0	2344.0
P80 HVSI804X 2	4200.0	3360.0	4050.0	3240.0	N/A	N/A	3810.0	3048.0	3300.0	2640.0

Winding 991 (2/3 Pitch)	TEMPERATURE RISE									
	Standby 163/27		Standby 150/40		Continuous 125/40 (H)		Continuous 105/40 (F)		Continuous 80/40 (B)	
Model	kVA	kW	kVA	kW	kVA	kW	kVA	kW	kVA	kW
S9H1D-A	1690.0	1352.0	1644.0	1315.2	1536.0	1228.8	1413.0	1130.4	1229.0	983.2
S9H1D-B	2286.0	1828.8	2224.0	1779.2	2078.0	1662.4	1912.0	1529.6	1663.0	1330.4
S9H1D-C	2640.0	2112.0	2568.0	2054.4	2400.0	1920.0	2208.0	1766.4	1920.0	1536.0
S9H1D-D	2981.0	2384.8	2900.0	2320.0	2710.0	2168.0	2493.0	1994.4	2168.0	1734.4
S9H1D-E 2	3278.0	2622.4	3189.0	2551.2	2980.0	2384.0	2733.0	2186.4	2384.0	1907.2
S9H1D-F 2	3702.0	2961.6	3601.0	2880.8	3365.0	2692.0	3096.0	2476.8	2692.0	2153.6
S9H1D-G 2	4191.0	3352.8	4077.0	3261.6	3810.0	3048.0	3505.0	2804.0	3048.0	2438.4

2. Available in double bearing only



4 POLE High Voltage



Star 13200V **60Hz/1800rpm**
0.8 Power Factor

Winding 91 (2/3 Pitch)	TEMPERATURE RISE									
	Standby 138/27		Standby 125/40		Continuous 125/40 (H)		Continuous 105/40 (F)		Continuous 80/40 (B)	
Model	kVA	kW	kVA	kW	kVA	kW	kVA	kW	kVA	kW
P80 HVSI804R	2810.0	2248.0	2720.0	2176.0	N/A	N/A	2535.0	2028.0	2200.0	1760.0
P80 HVSI804S	3185.0	2548.0	3070.0	2456.0	N/A	N/A	2870.0	2296.0	2490.0	1992.0
P80 HVSI804T	3500.0	2800.0	3375.0	2700.0	N/A	N/A	3155.0	2524.0	2740.0	2192.0
P80 HVSI804W 2	3930.0	3144.0	3790.0	3032.0	N/A	N/A	3560.0	2848.0	3100.0	2480.0
P80 HVSI804X 2	4450.0	3560.0	4295.0	3436.0	N/A	N/A	4030.0	3224.0	3500.0	2800.0

Winding 991 (2/3 Pitch)	TEMPERATURE RISE									
	Standby 163/27		Standby 150/40		Continuous 125/40 (H)		Continuous 105/40 (F)		Continuous 80/40 (B)	
Model	kVA	kW	kVA	kW	kVA	kW	kVA	kW	kVA	kW
S9H1D-A	1789.0	1431.2	1740.0	1392.0	1626.0	1300.8	1496.0	1196.8	1301.0	1040.8
S9H1D-B	2420.0	1936.0	2354.0	1883.2	2200.0	1760.0	2024.0	1619.2	1760.0	1408.0
S9H1D-C	2788.0	2230.4	2712.0	2169.6	2535.0	2028.0	2332.0	1865.6	2028.0	1622.4
S9H1D-D	3157.0	2525.6	3070.0	2456.0	2870.0	2296.0	2640.0	2112.0	2296.0	1836.8
S9H1D-E 2	3471.0	2776.8	3376.0	2700.8	3155.0	2524.0	2893.0	2314.4	2524.0	2019.2
S9H1D-F 2	3916.0	3132.8	3809.0	3047.2	3560.0	2848.0	3275.0	2620.0	2848.0	2278.4
S9H1D-G 2	4433.0	3546.4	4312.0	3449.6	4030.0	3224.0	3707.0	2965.6	3224.0	2579.2
S9H1D-H 2	4840.0	3872.0	4708.0	3766.4	4400.0	3520.0	4048.0	3238.4	3520.0	2816.0

Winding 91 (5/6 Pitch)	TEMPERATURE RISE									
	Standby 163/27		Standby 150/40		Continuous 125/40 (H)		Continuous 105/40 (F)		Continuous 80/40 (B)	
Model	kVA	kW	kVA	kW	kVA	kW	kVA	kW	kVA	kW
S9H1D-A	2314.0	1851.2	2251.0	1800.8	2104.0	1683.2	1936.0	1548.8	1683.0	1346.4
S9H1D-B	2789.0	2231.2	2712.0	2169.6	2535.0	2028.0	2332.0	1865.6	2028.0	1622.4
S9H1D-C	3157.0	2525.6	3070.9	2456.7	2870.0	2296.0	2640.0	2112.0	2296.0	1836.8
S9H1D-D	3471.0	2776.8	3376.0	2700.8	3155.0	2524.0	2893.0	2314.4	2524.0	2019.2
S9H1D-E 2	3916.0	3132.8	3809.0	3047.2	3560.0	2848.0	3275.0	2620.0	2848.0	2278.4
S9H1D-F 2	4433.0	3546.4	4312.0	3449.6	4030.0	3224.0	3708.0	2966.4	3224.0	2579.2
S9H1D-G 2	4840.0	3872.0	4708.0	3766.4	4400.0	3520.0	4048.0	3238.4	3520.0	2816.0
S9H1D-H 2	5258.0	4206.4	5115.0	4092.0	4780.0	3824.0	4398.0	3518.4	3824.0	3059.2

2. Available in double bearing only



4 POLE High Voltage



Star 13800V **60Hz/1800rpm**
0.8 Power Factor

Winding 91 (2/3 Pitch)	TEMPERATURE RISE									
	Standby 138/27		Standby 125/40		Continuous 125/40 (H)		Continuous 105/40 (F)		Continuous 80/40 (B)	
Model	kVA	kW	kVA	kW	kVA	kW	kVA	kW	kVA	kW
P80 HVSI804R	2940.0	2352.0	2840.0	2272.0	N/A	N/A	2650.0	2120.0	2312.0	1849.6
P80 HVSI804S	3330.0	2664.0	3200.0	2560.0	N/A	N/A	3000.0	2400.0	2625.0	2100.0
P80 HVSI804T	3660.0	2928.0	3530.0	2824.0	N/A	N/A	3300.0	2640.0	2880.0	2304.0
P80 HVSI804W 2	4110.0	3288.0	3960.0	3168.0	N/A	N/A	3724.0	2979.2	3240.0	2592.0
P80 HVSI804X 2	4650.0	3720.0	4490.0	3592.0	N/A	N/A	4214.0	3371.2	3660.0	2928.0

Winding 991 (2/3 Pitch)	TEMPERATURE RISE									
	Standby 163/27		Standby 150/40		Continuous 125/40 (H)		Continuous 105/40 (F)		Continuous 80/40 (B)	
Model	kVA	kW	kVA	kW	kVA	kW	kVA	kW	kVA	kW
S9H1D-A	1870.0	1496.0	1819.0	1455.2	1700.0	1360.0	1564.0	1251.2	1360.0	1088.0
S9H1D-B	2530.0	2024.0	2461.0	1968.8	2300.0	1840.0	2116.0	1692.8	1840.0	1472.0
S9H1D-C	2915.0	2332.0	2835.0	2268.0	2650.0	2120.0	2438.0	1950.4	2120.0	1696.0
S9H1D-D	3300.0	2640.0	3210.0	2568.0	3000.0	2400.0	2760.0	2208.0	2400.0	1920.0
S9H1D-E 2	3630.0	2904.0	3531.0	2824.8	3300.0	2640.0	3024.0	2419.2	2640.0	2112.0
S9H1D-F 2	4098.0	3278.4	3986.0	3188.8	3725.0	2980.0	3427.0	2741.6	2980.0	2384.0
S9H1D-G 2	4636.0	3708.8	4510.0	3608.0	4215.0	3372.0	3878.0	3102.4	3372.0	2697.6
S9H1D-H 2	5060.0	4048.0	4922.0	3937.6	4600.0	3680.0	4232.0	3385.6	3680.0	2944.0

Winding 91 (5/6 Pitch)	TEMPERATURE RISE									
	Standby 163/27		Standby 150/40		Continuous 125/40 (H)		Continuous 105/40 (F)		Continuous 80/40 (B)	
Model	kVA	kW	kVA	kW	kVA	kW	kVA	kW	kVA	kW
S9H1D-A	2420.0	1936.0	2354.0	1883.2	2200.0	1760.0	2024.0	1619.2	1760.0	1408.0
S9H1D-B	2915.0	2332.0	2836.0	2268.8	2650.0	2120.0	2438.0	1950.4	2120.0	1696.0
S9H1D-C	3300.0	2640.0	3210.0	2568.0	3000.0	2400.0	2760.0	2208.0	2400.0	1920.0
S9H1D-D	3630.0	2904.0	3531.0	2824.8	3300.0	2640.0	3024.0	2419.2	2640.0	2112.0
S9H1D-E 2	4098.0	3278.4	3986.0	3188.8	3725.0	2980.0	3427.0	2741.6	2980.0	2384.0
S9H1D-F 2	4637.0	3709.6	4510.0	3608.0	4215.0	3372.0	3878.0	3102.4	3372.0	2697.6
S9H1D-G 2	5060.0	4048.0	4922.0	3937.6	4600.0	3680.0	4232.0	3385.6	3680.0	2944.0
S9H1D-H 2	5500.0	4400.0	5350.0	4280.0	5000.0	4000.0	4600.0	3680.0	4000.0	3200.0

2. Available in double bearing only

END TO END SOLUTION SUPPORT



APPLICATION SUPPORT

Application Engineering generally owns the technical relationship with our customers and therefore is the first point of contact. The focus of the team is to provide a world-class customer service by striving to understand customer needs and best matched products to suit each individual customer no matter the application.

Technical data and support for STAMFORD® and AvK® products

- Technical data, drawings, application guidance notes
- Size alternators for different load applications -motors, lighting, non-linear (UPS, VSD, SCR)
- Advise and discuss all aspects of alternator application, control and installation

Voice of Customer and application field knowledge into new product introduction or product improvement programs

Application Engineering support customers as they venture into new market segments and integrate product designs to ensure superior fit. The team work closely with the Application Validation Team to validate and fully understand the operating boundaries of our products to ensure the right machines meet the harsh, increasingly challenging environments in which our customers operate in.

For Applications support contact:

applications@cummins.com



AFTERMARKET SUPPORT

When it comes to powering your world, STAMFORD | AvK stands as unrivalled in ensuring maximum alternator uptime and efficiency. With a steadfast commitment to excellence, we are your trusted partner for all your alternator needs.



Authorised Dealer network for worldwide support

Our reach extends across the globe, thanks to an extensive STAMFORD | AvK Authorised Dealer network offering superior parts and service support, equipped with a global inventory and highly trained technicians.

Power your expertise through world-class training

At STAMFORD | AvK, we not only provide the ultimate power solution alternators, but also offer world-class training programs to enhance your expertise.

Maximise uptime, minimise costly downtime

We understand the importance of minimising downtime and saving costs. That's why we offer planned maintenance kits designed to keep your alternator in peak condition, together with our alternator maintenance reminder service ensures you never miss a crucial maintenance task again.

Visit our Parts and Services web pages for more information. www.stamford-avk.com/parts



We are here to support your future decarbonisation goals, through our end-to-end expertise in versatile solutions. Backed by the reassurance of our world-renowned brands recognised for reliability and complete peace of mind, we are with you on your journey towards sustainability.

stamfordavk.li/future-ready



stamford-avk@cummins.com

www.stamford-avk.com



Copyright 2024, Cummins Generator Technologies Ltd. All rights reserved.
Cummins and the Cummins logo are registered trade marks of Cummins Inc.
STAMFORD and AvK are registered trademarks of Cummins Generator Technologies Ltd.

Part No. A056R159 Rev. 07

Disclaimer

The ratings provided are for information only, the accuracy cannot be guaranteed as Cummins Generator Technologies has an ongoing process of development and reserves the right to change the contents of ratings book without notice and shall not be held responsible for any subsequent claims in relation to the content.

STAMFORD | AvK TM

POWERING TOMORROW, TOGETHER