

**Technical Data Sheet for AvK-Alternators**

FM 7.3-5

Date:	08/01/14	Customer:	GENERIC DATASHEET only
Project No.:		AvK Reference:	dsg099l2_8_50_690_A048M978

Object data:

Site:		Prime Mover:	
Application:	Stationary Power Plant	Manufacturer:	

Generator data:

Generator:	DSG 99 L2/8	Poles:	8	Standards:	IEC 60034
Rated power:	2530 kVA	2024 kWe	2112 kWm		
Power factor:	0.80				
Power at pf 1,0	2050 kVA	2050 kWe	2112 kWm		
Rated voltage:	0.69 kV				
Speed:	750 1/min				
Frequency:	50 Hz			Voltage range / frequency range:	
Rated current:	2117.0 A			Zone A according IEC 60034-1 (dU = +/-5%, df = +/-2%)	

Winding pitch:	ca. 5/6
----------------	---------

Insulation class:	Stator: Class H	Rotor: Class H	Temperature rise:	H
-------------------	-----------------	----------------	-------------------	---

Ambient temperature:	40 ° C	Environment:	Standard environment
----------------------	--------	--------------	----------------------

Site altitude:	1000 m	Filter:	
----------------	--------	---------	--

Enclosure:	IP23		
------------	------	--	--

Cooling:	IC 01 - Open-circuit ventilation		
----------	----------------------------------	--	--

Coolant:	Ambient Air	Temperature	40 ° C	Temperature Air inlet	40 ° C
----------	-------------	-------------	--------	-----------------------	--------

		Coolant:		generator:	
--	--	----------	--	------------	--

		Cooling air vol.:	2.5 m³/s	Cooling water quantity:	n/a
--	--	-------------------	----------	-------------------------	-----

Moment of inertia (I):	260 kgm²	Weight:	7800 Kg	Losses (environment):	88 KW
------------------------	----------	---------	---------	-----------------------	-------

				Losses (cooling):	n/a
--	--	--	--	-------------------	-----

Wires:	4 terminals, starpoint connected in terminal box
--------	--

Operation mode:	Single mode
-----------------	-------------

Regulators:	
-------------	--

Voltage regulator:	DECS 100
--------------------	----------

Electrical data: (acc. IEC)

Efficiencies:	110%	100%	75%	50%	25%
Power factor 0.8	95,64	95,85	96,05	95,85	94,5
Power factor 0.9	96,27	96,45	96,53	96,25	94,8
Power factor 1.0	96,9	97,05	97	96,65	95,1

Reactances and time constants

	unsaturated	saturated		unsaturated	saturated				
X_d	1.75	1.58 p.u.	X_q	0.88	0.86 p.u.	$T_{d0'}$	2.3 s	$T_{d0''}$	0.03151 s
X_d'	0.256	0.256 p.u.	X_q'	0.88	0.86 p.u.	$T_{d'}$	0.34 s	$T_{q0'}$	0.32 s
X_d''	0.143	0.130 p.u.	X_q''	0.143	0.143 p.u.	$T_{d''}$	0.016 s	$T_{q0''}$	0.19692 s
X_2	0.151	0.137 p.u.	X_0	0.043	0.039 p.u.	T_a	0.045 s	$T_{q'}$	0.32 s
X_{1s}	n.a.	0.078 p.u.						$T_{q''}$	0.032 s

Short circuit ratio saturated: 0.63	Z_n 0.188 Ohm
-------------------------------------	-----------------

Short circuit data:

Initial short circuit current (3-phase):	I_k''	16284 A	
Max. peak current (3-phase):	I_s	41452 A	
Sustained short circuit current:	I_k	6351 A	Minimum 3 x rated current for max.10 s

Initial short circuit torque:	M_{k2}	322.1 kNm
	M_{k3}	193.3 kNm

Max. faulty synchron moment:	M_f	692.5 kNm
------------------------------	-------	-----------

Rated kVA torque:	M_{SN}	32.22 kNm
-------------------	----------	-----------

Rated torque	M_N	25.78 kNm
--------------	-------	-----------

Shaft torque	M_{Sh}	26.90 kNm
--------------	----------	-----------

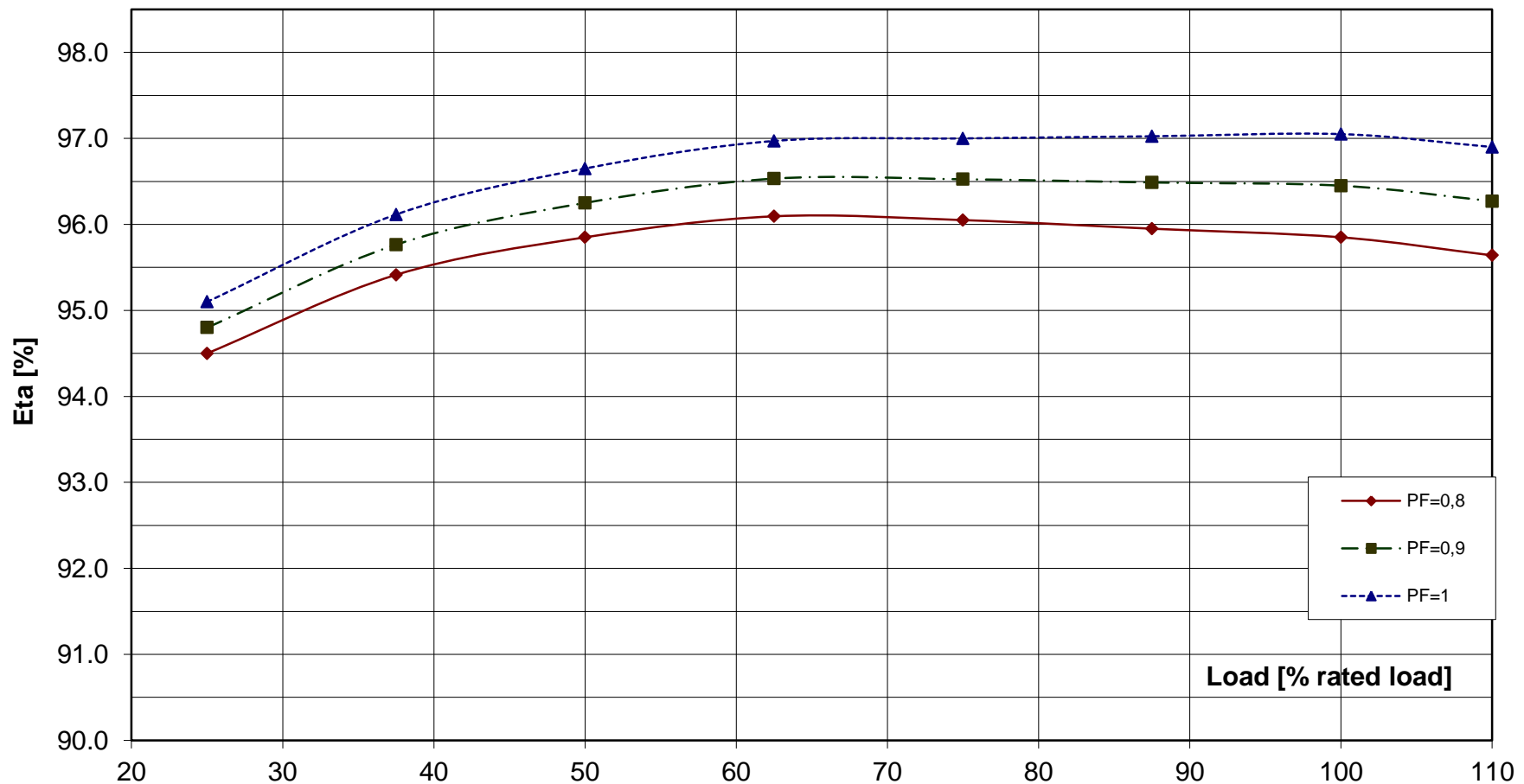
Load application:

max. load application: 1482 kVA (corresponds to 58,59 % from 2530 kVA) for Power factor 0.4 15% transient voltage drop	Power: 2530 kVA Power factor: 0.8 transient voltage drop: -20.4 %
---	---

Remarks:

Alternator :	DSG 99 L2/8		
Rated output [kVA]	2530	Rated power factor:	0.8
Rated frequency [Hz]	50	Rated speed [rpm]	750
			Rated voltage [kV]: 0.69

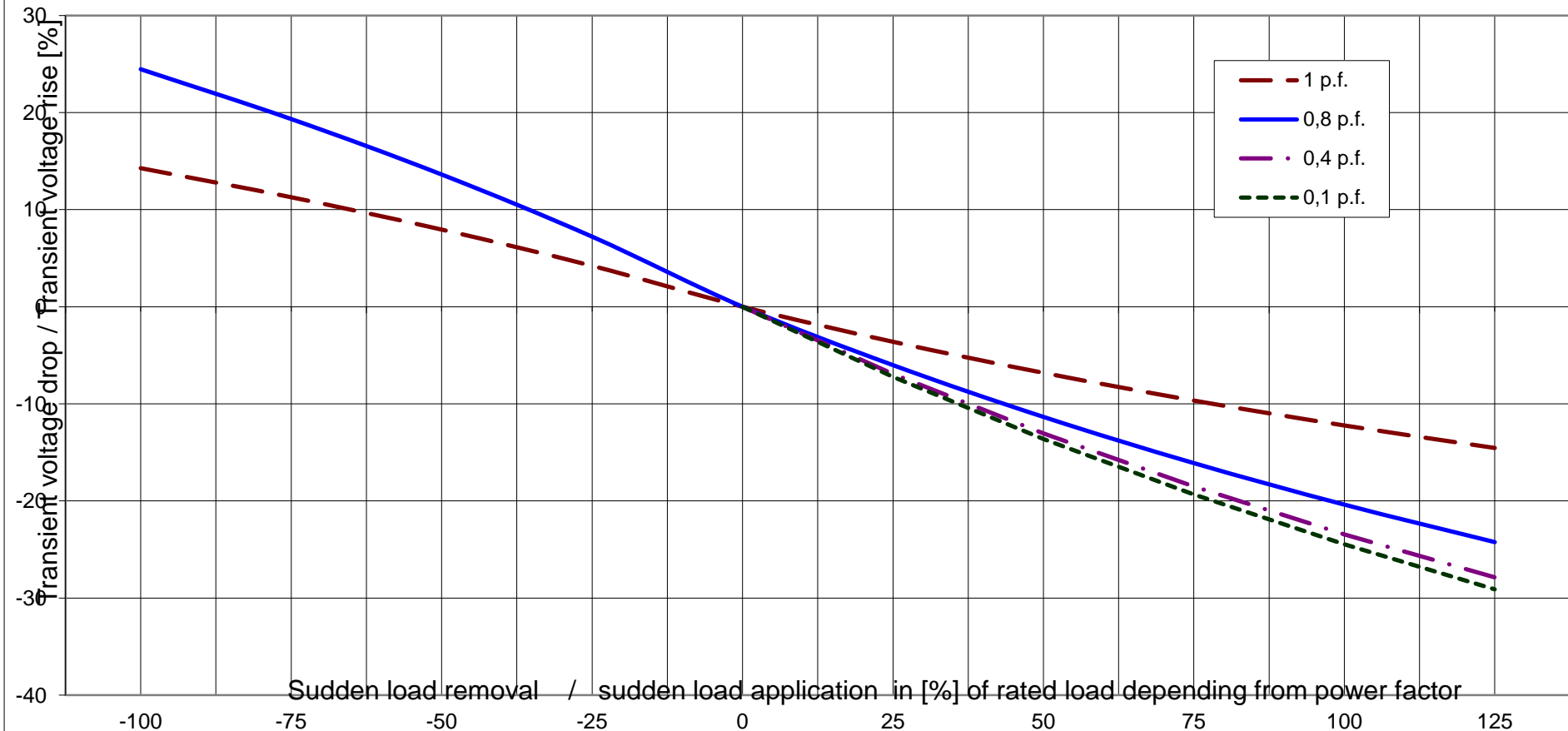
Wirkungsgrad-Kennlinie - Efficiency Curve



Alternator : DSG 99 L2/8

Rated output [kVA]	2530	Rated power factor:	0.8	Rated voltage [kV]:	0.69
Rated frequency [Hz]	50	Rated speed [rpm]	750		

Transient Voltage rise or drop for sudden load removal or application



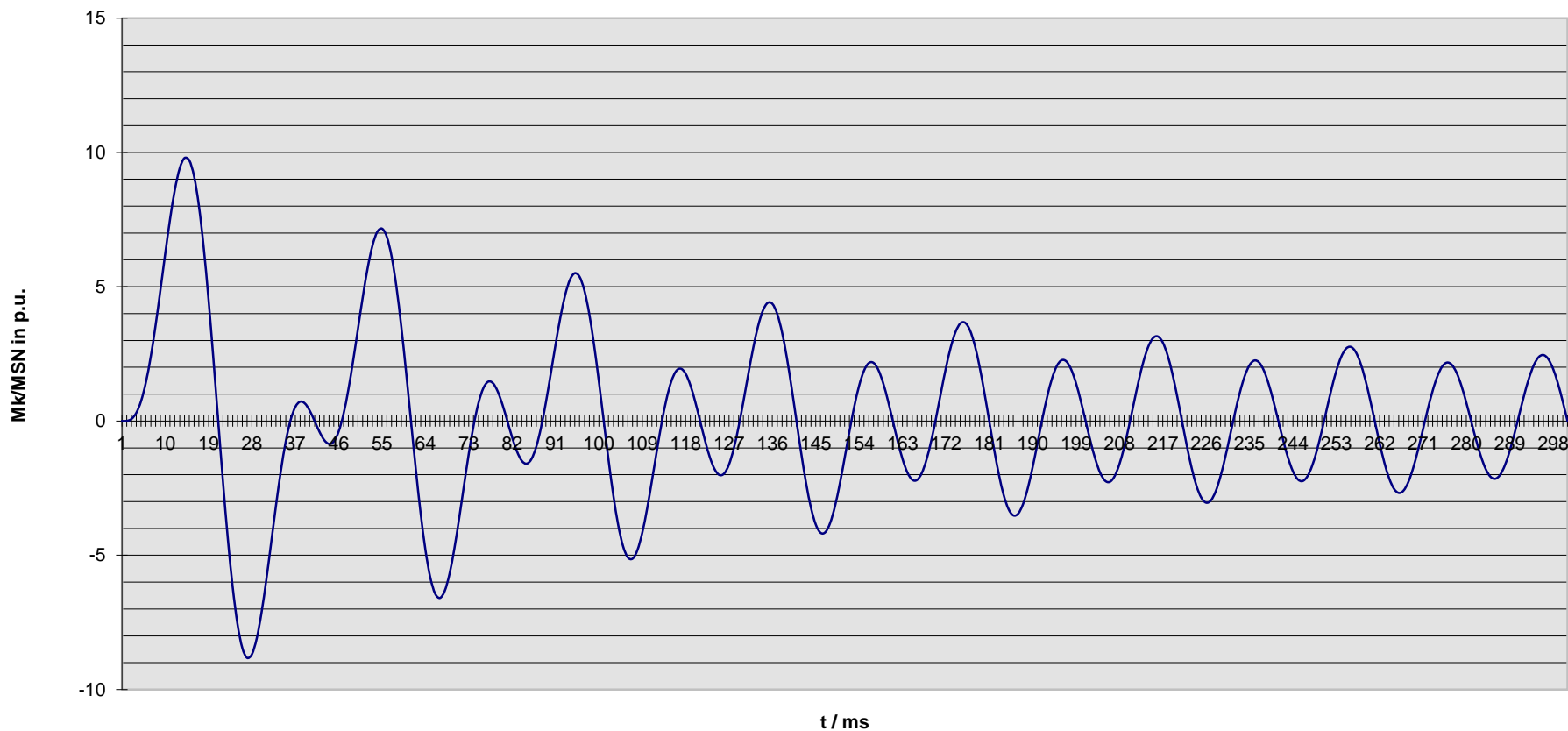


Technisches Datenblatt - Diagramme
Technical data sheet - Diagrams

ING-FCD-0112

Alternator :	DSG 99 L2/8			
Rated output [kVA]	2530	Rated power factor:	0.8	Rated voltage [kV]: 0.69
Rated frequency [Hz]	50	Rated speed [rpm]	750	MSN related to kVA: 32.21 KNm

Kurzschlußmomenten-Verlauf 2-poliger KS
Short circuit torque at 2-phase SC



Nenn Daten / nominal data

DSG 99 L2/8

Leistung S_N : **2530** kVA

$\cos \varphi$: **0.80**

Rating

p.f.

Spannung U_N : **0.69** kV

Strom I_N : **2117** A

Voltage

Current

Frequenz f : **50** Hz

Drehzahl n : **750** min⁻¹

Frequency

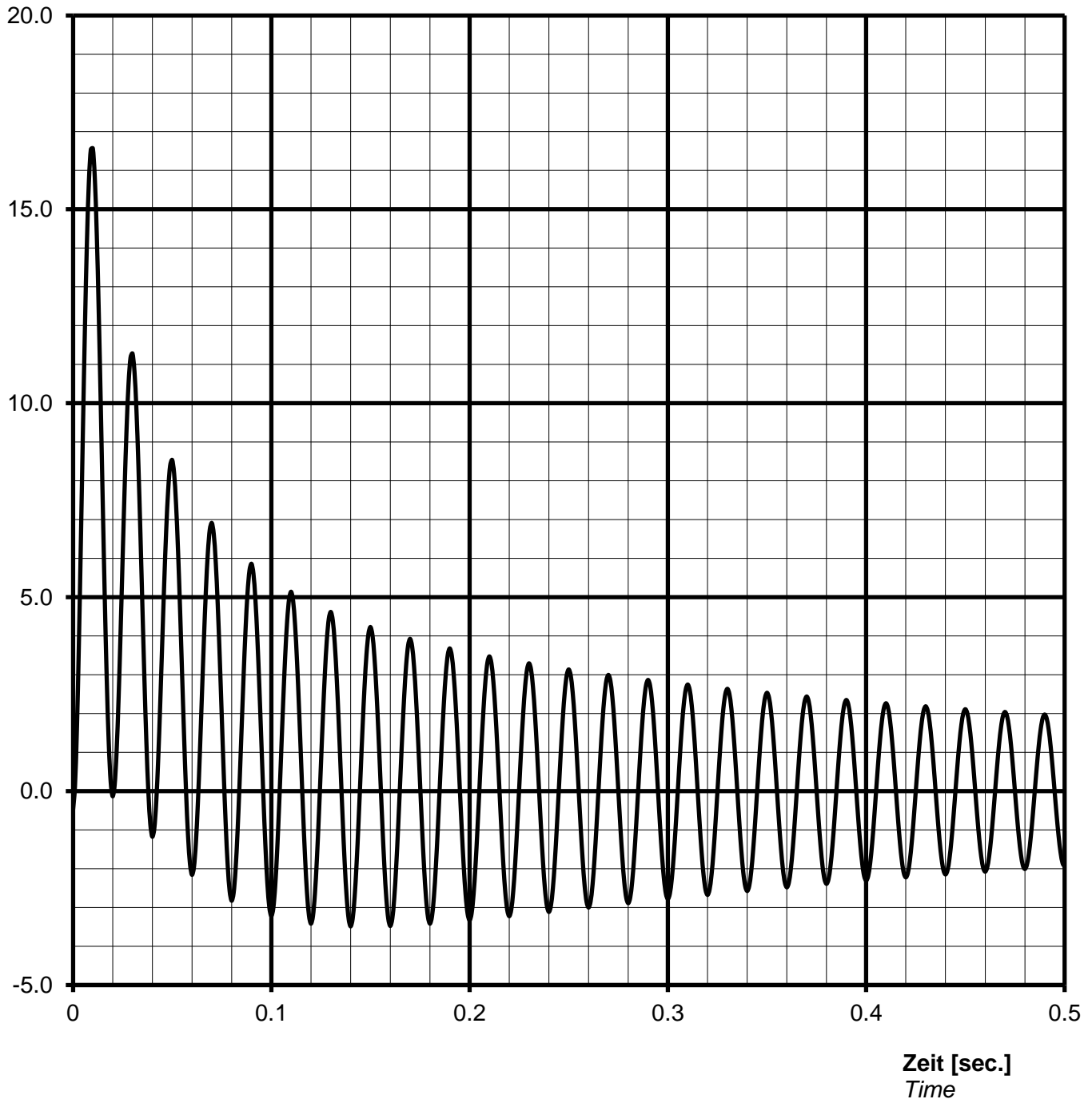
Speed

Schutzart **IP23**

Protection

Kurzschlussstrom $I_{k3\text{phasig}} / I_N$ [p.u.]
Short-circuit current $I_{k3\text{phase}} / I_N$ [p.u.]

Stosskurzschluss-Strom, 3-phasig, asymmetrisch / Sudden short circuit current, 3-phase, asymmetrical



Notizen / remarks:

Maximum asymmetric peak value $I_{\text{peak}} =$ **35077 A** or **16.57 p.u.**

Nenn Daten / nominal data

DSG 99 L2/8

Leistung S_N : **2530 kVA**

$\cos \varphi$: **0.80**

Rating

p.f.

Spannung U_N : **0.69 kV**

Strom I_N : **2117 A**

Voltage

Current

Frequenz f: **50 Hz**

Drehzahl n: **750 min⁻¹**

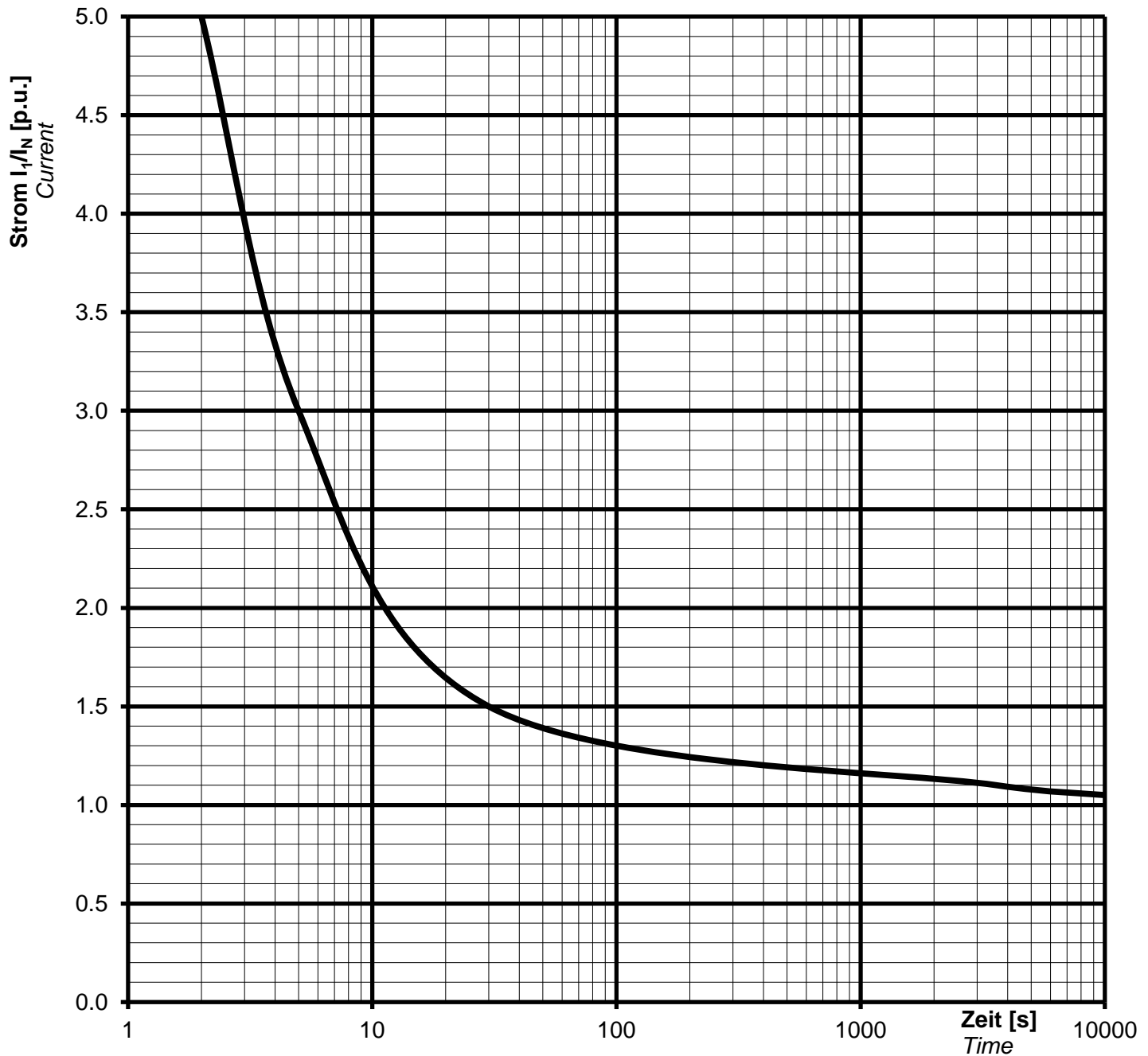
Frequency

Speed

Schutzart **IP23**

Protection

Überlast Kennlinie
Overload capability



Notizen / remarks:

Strom / Zeit Kriterien:

$$(I / I_N)^2 \cdot t = 45s$$

Current/time characteristics:

1,5 * I_N for 30 s

1,1 * I_N for 1 h in 6h

Nennenden / nominal data

DSG 99 L2/8

Rating S_N : **2530 kVA**

p.f. **0.80**

Bemessungsleistung

Leistungsfaktor $\cos \varphi$:

Nominal voltage U_N : **0.69 kV**

Nominal current I_N : **2117 A**

Bemessungsspannung

Bemessungsstrom

Frequency f_N : **50 Hz**

Speed n : **750 min⁻¹**

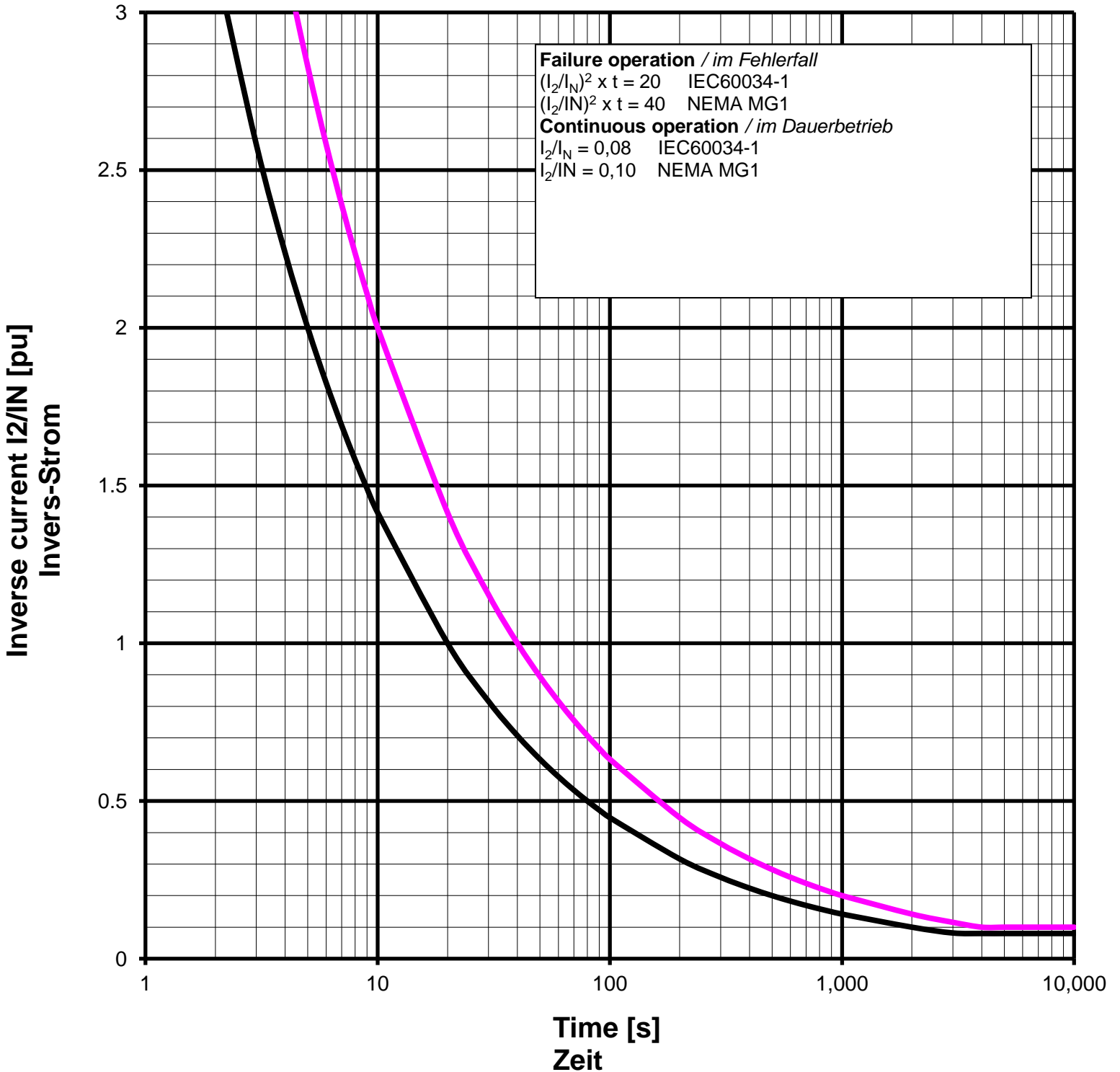
Frequenz

Drehzahl

Protection: **IP23**

Schutzart

Inverse current or unbalanced negative sequence current



Remarks / Notizen:



Technische Daten selbstregelnden Drehstrom-Synchrongenerator
technical data for self regulating three phase alternator

ING-FCD-0112

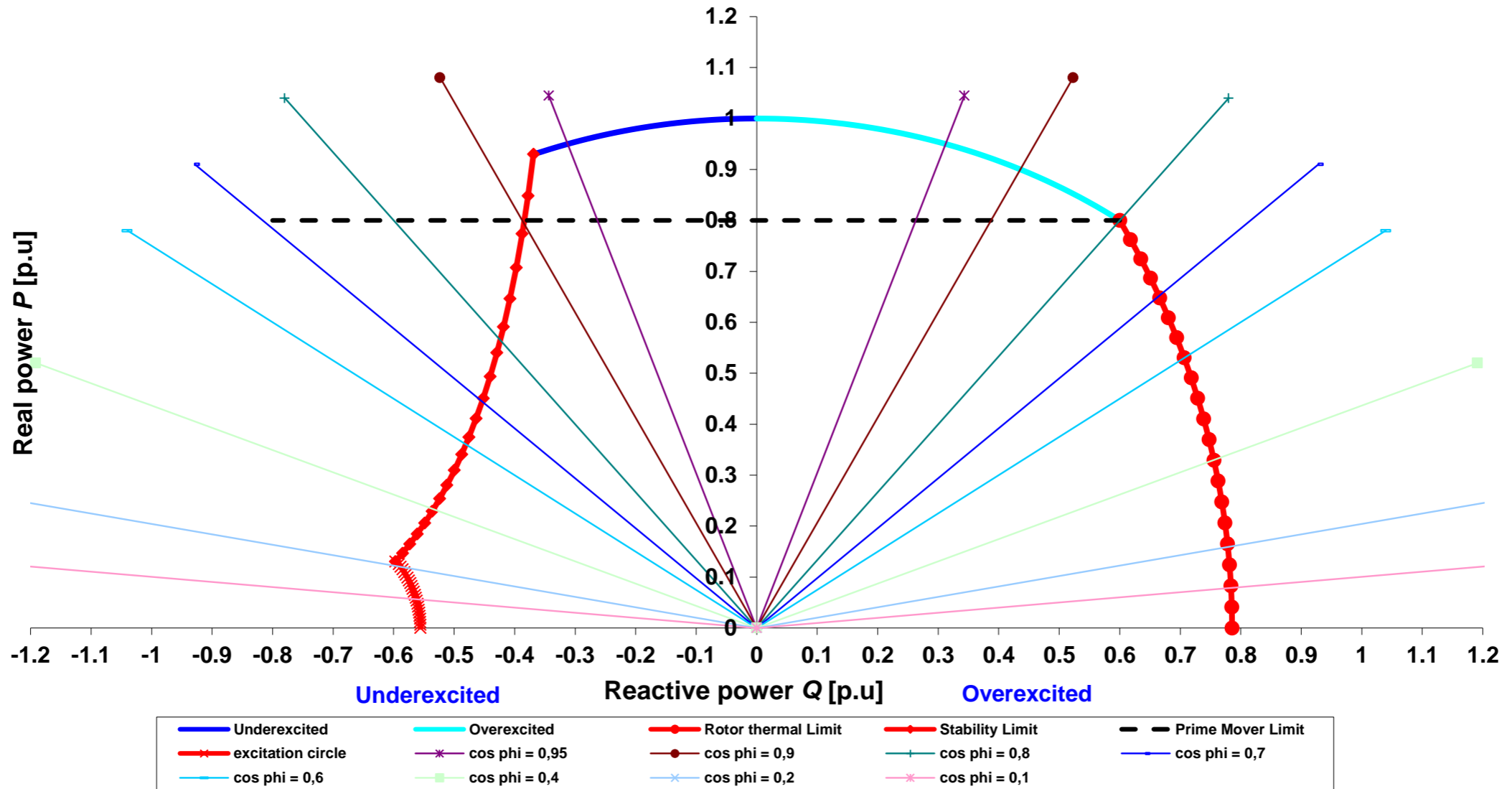
TYPE

DSG 99 L2/8

Projekt:

Order Nr.:

Capability (P-Q) Diagram

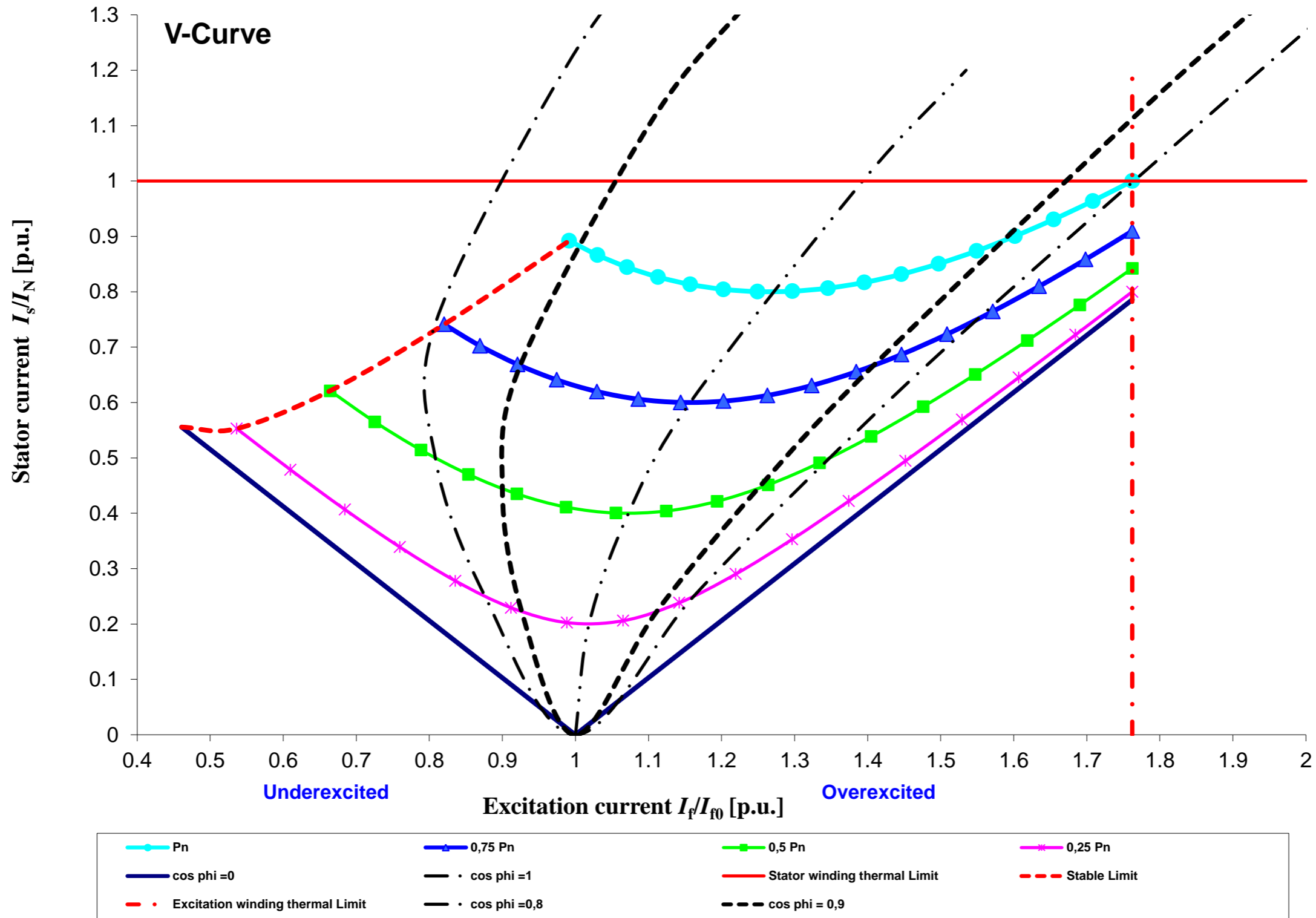


Cummins Generator Technologies

Datum / date:

21/01/2014

TYPE	DSG 99 L2/8	Projekt:		Order Nr.:	
------	-------------	----------	--	------------	--



Cummins Generator Technologies	Datum / date:	
	21/01/2014	