

**Technical Data Sheet for AvK-Alternators**

FM 7.3-5

Date:	09/10/13	Customer:	GENERIC DATASHEET only
Project No.:		AvK Reference:	dig156o_8_50_11000

Object data:

Site:		Prime Mover:	
Application:	Stationary Power Plant	Manufacturer:	

Generator data:

Generator:	DIG 156 o/8	Poles:	8	Standards:	IEC 60034
Rated power:	6000 kVA	4800 kWe	4948 kWm		
Power factor:	0.80				
Power at pf 1,0	4839 kVA	4839 kWe	4948 kWm		
Rated voltage:	11 kV				
Speed:	750 1/min				
Frequency:	50 Hz			Voltage range / frequency range:	
Rated current:	314.9 A			Zone A according IEC 60034-1 (dU = +/-5%, df = +/-2%)	

Winding pitch:	ca. 5/6				
----------------	---------	--	--	--	--

Insulation class:	Stator: Class F	Rotor: Class F	Temperature rise:	F
-------------------	-----------------	----------------	-------------------	---

Ambient temperature:	40 ° C	Environment:	Standard environment
----------------------	--------	--------------	----------------------

Site altitude:	1000 m		
----------------	--------	--	--

Enclosure:	IP23	Filter:	
------------	------	---------	--

Cooling:	IC 01 - Open-circuit ventilation		
----------	----------------------------------	--	--

Coolant:	Ambient Air	Temperature	40 ° C	Temperature Air inlet	40 ° C
----------	-------------	-------------	--------	-----------------------	--------

		Coolant:		generator:	
--	--	----------	--	------------	--

		Cooling air vol.:	4.5 m³/s	Cooling water quantity:	n/a
--	--	-------------------	----------	-------------------------	-----

Moment of inertia (I):	1110 kgm²	Weight:	21400 Kg	Losses (environment):	148 KW
------------------------	-----------	---------	----------	-----------------------	--------

		Losses (cooling):	n/a		
--	--	-------------------	-----	--	--

Wires:	4 terminals, starpoint connected in terminal box
--------	--

Operation mode:	Single mode
-----------------	-------------

Regulators:	
-------------	--

Voltage regulator:	DECS 100
--------------------	----------

Electrical data: (acc. IEC)

Efficiencies:	110%	100%	75%	50%	25%
Power factor 0.8	96,85	97	97	96,7	94,9
Power factor 0.9	97,27	97,4	97,35	96,9	95,05
Power factor 1.0	97,69	97,8	97,7	97,1	95,2

Reactances and time constants

	unsaturated	saturated		unsaturated	saturated				
X _d	1.75	1.58 p.u.	X _q	0.88	0.86 p.u.	T _{d0'}	3.2 s	T _{d0''}	0.04667 s
X _{d'}	0.280	0.280 p.u.	X _{q'}	0.88	0.86 p.u.	T _{d'}	0.51 s	T _{q0'}	0.6 s
X _{d''}	0.198	0.180 p.u.	X _{q''}	0.198	0.198 p.u.	T _{d''}	0.03 s	T _{q0''}	0.26667 s
X ₂	0.208	0.189 p.u.	X ₀	0.059	0.054 p.u.	T _a	0.095 s	T _{q'}	0.6 s
X _{1s}	n.a.	0.108 p.u.						T _{q''}	0.06 s

Short circuit ratio saturated: 0.63	Z _n 20.167 Ohm
-------------------------------------	---------------------------

Short circuit data:

Initial short circuit current (3-phase):	I _{k''}	1750 A	
Max. peak current (3-phase):	I _s	4455 A	
Sustained short circuit current:	I _k	945 A	Minimum 3 x rated current for max.10 s

Initial short circuit torque:	M _{k2}	551.7 kNm
	M _{k3}	331.0 kNm

Max. faulty synchron moment:	M _f	1186.2 kNm
------------------------------	----------------	------------

Rated kVA torque:	M _{SN}	76.40 kNm
-------------------	-----------------	-----------

Rated torque	M _N	61.12 kNm
--------------	----------------	-----------

Shaft torque	M _{Sh}	63.01 kNm
--------------	-----------------	-----------

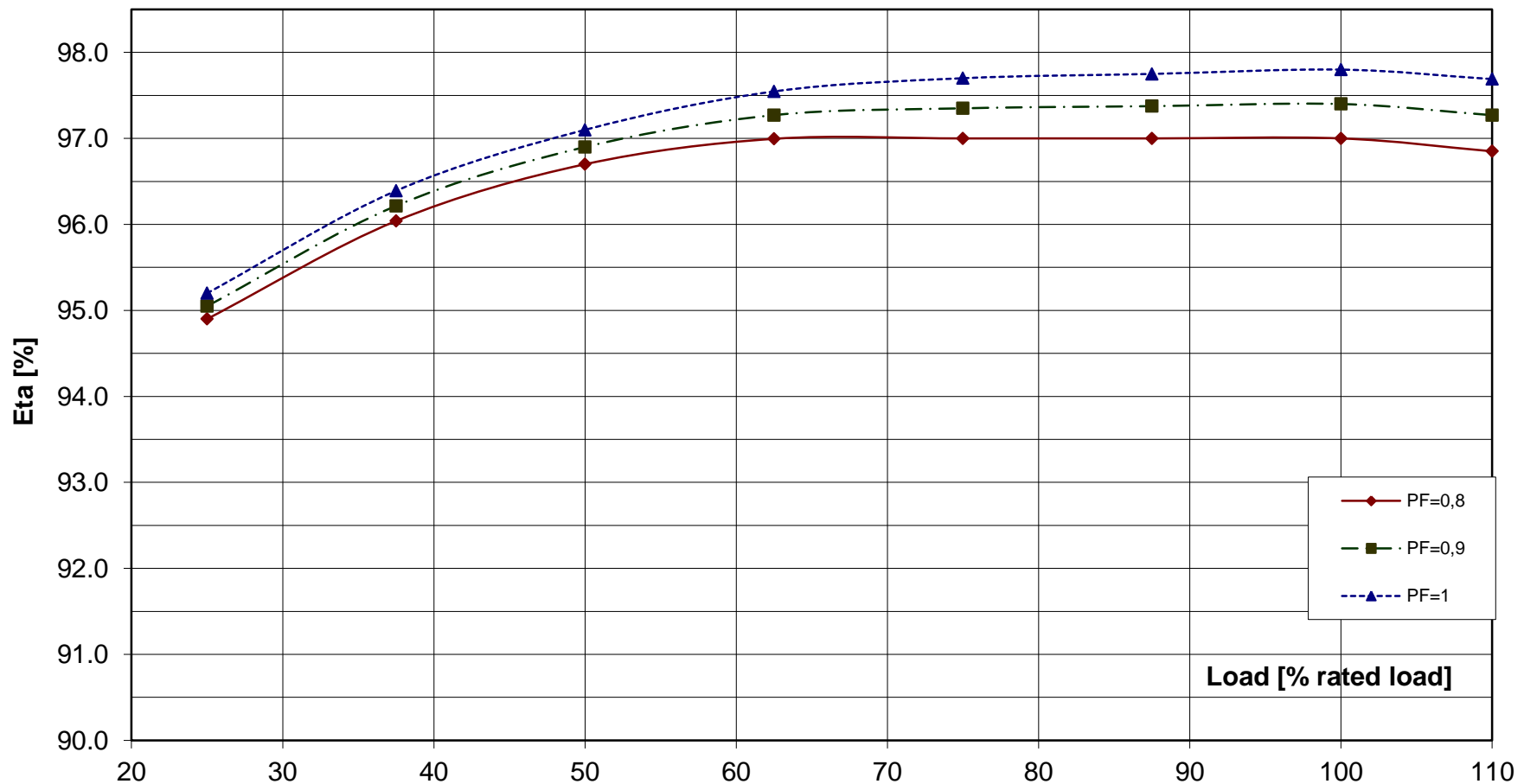
Load application:

max. load application: 3214 kVA (corresponds to 53,57 % from 6000 kVA) for Power factor 0.4 15% transient voltage drop	Power: 6000 kVA Power factor: 0.8 transient voltage drop: -21.9 %
---	---

Remarks:

Alternator :	DIG 156 o/8			
Rated output [kVA]	6000	Rated power factor:	0.8	Rated voltage [kV]: 11
Rated frequency [Hz]	50	Rated speed [rpm]	750	

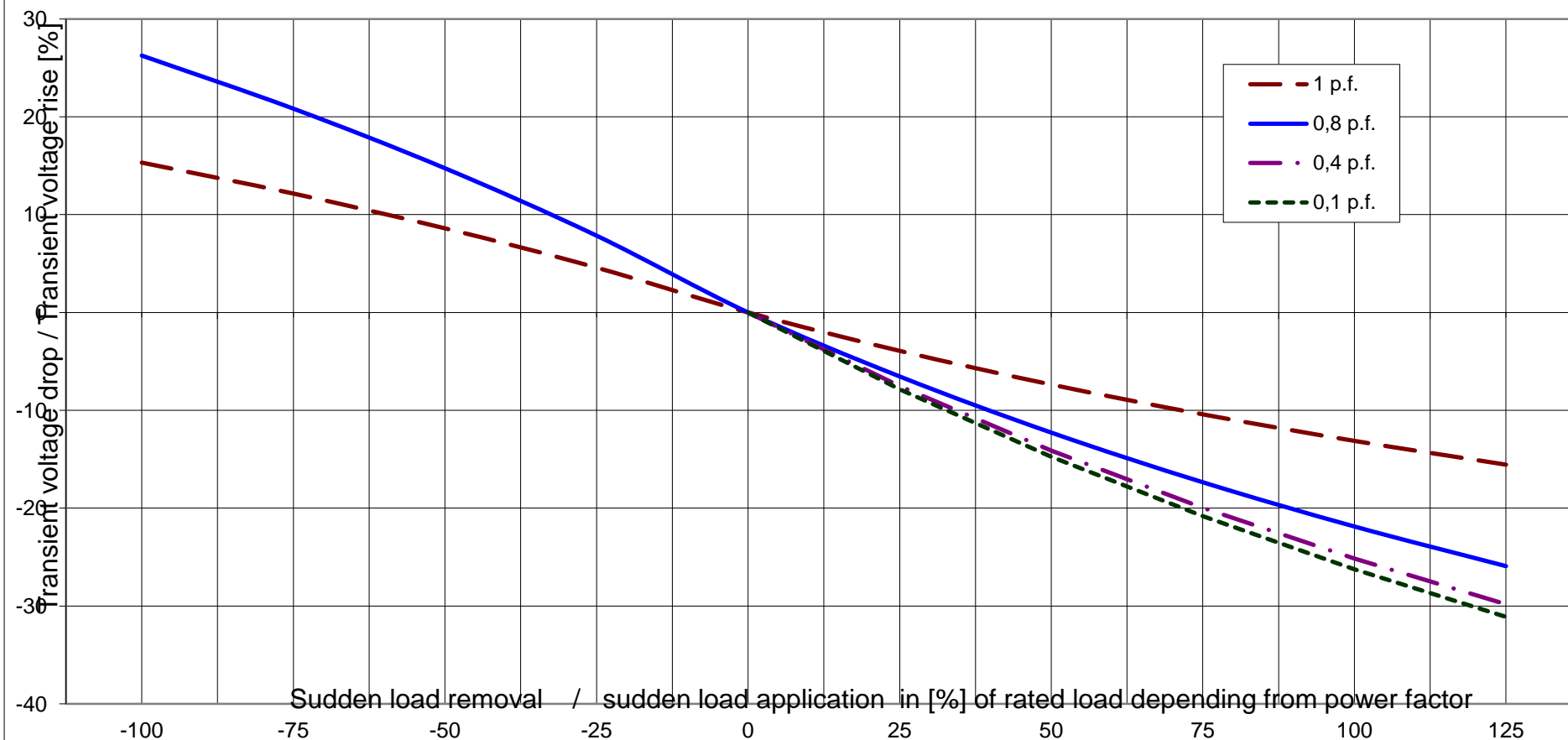
Wirkungsgrad-Kennlinie - Efficiency Curve



Alternator : DIG 156 o/8

Rated output [kVA]	6000	Rated power factor:	0.8	Rated voltage [kV]:	11
Rated frequency [Hz]	50	Rated speed [rpm]	750		

Transient Voltage rise or drop for sudden load removal or application

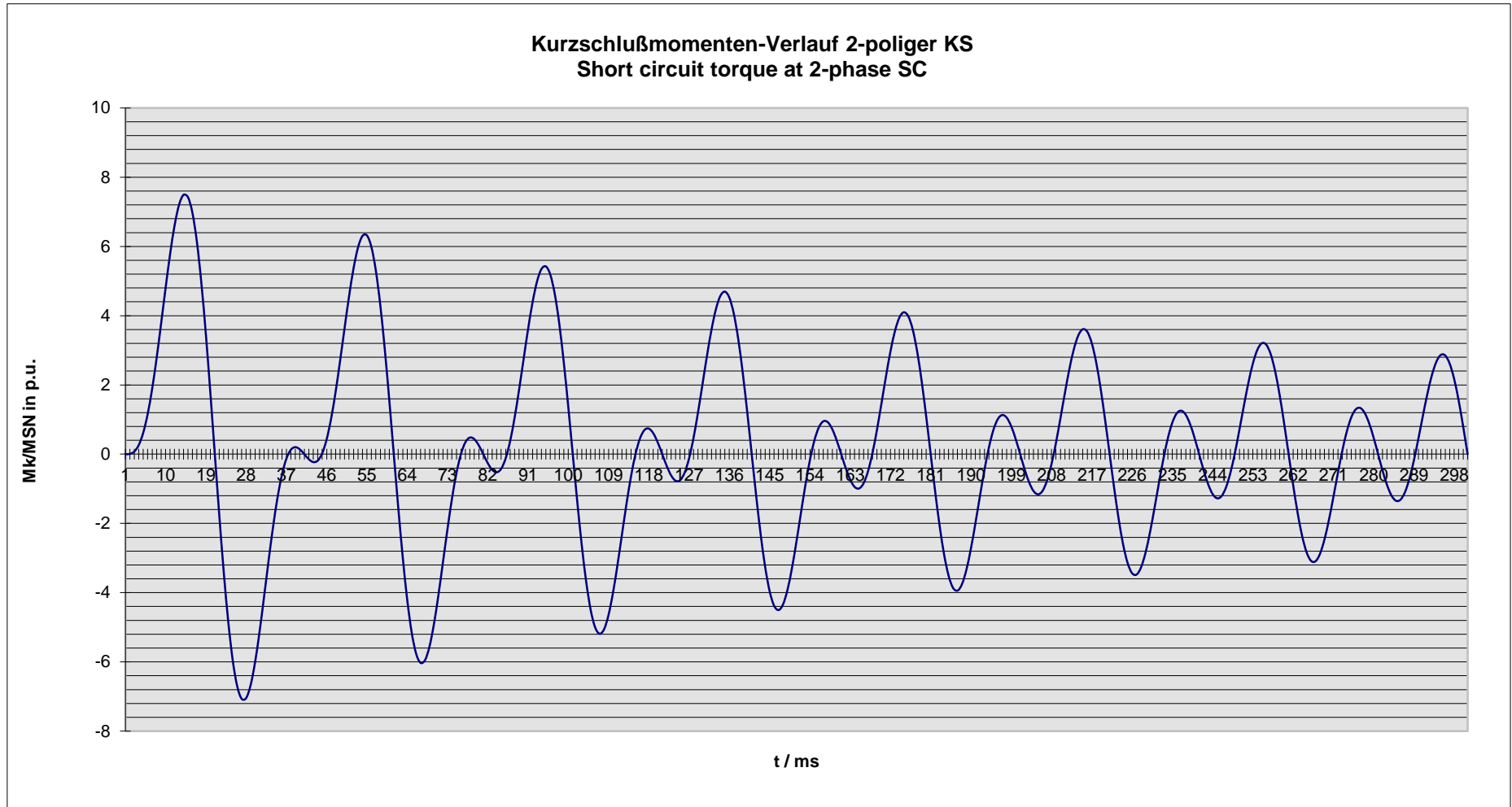




Technisches Datenblatt - Diagramme
Technical data sheet - Diagrams

ING-FCD-0112

Alternator :	DIG 156 o/8			
Rated output [kVA]	6000	Rated power factor:	0.8	Rated voltage [kV]: 11
Rated frequency [Hz]	50	Rated speed [rpm]	750	MSN related to kVA: 76.39 KNm



Nenn Daten / nominal data

DIG 156 o/8

Leistung S_N : **6000** kVA

$\cos \varphi$: **0.80**

Rating

p.f.

Spannung U_N : **11.00** kV

Strom I_N : **315** A

Voltage

Current

Frequenz f : **50** Hz

Drehzahl n : **750** min^{-1}

Frequency

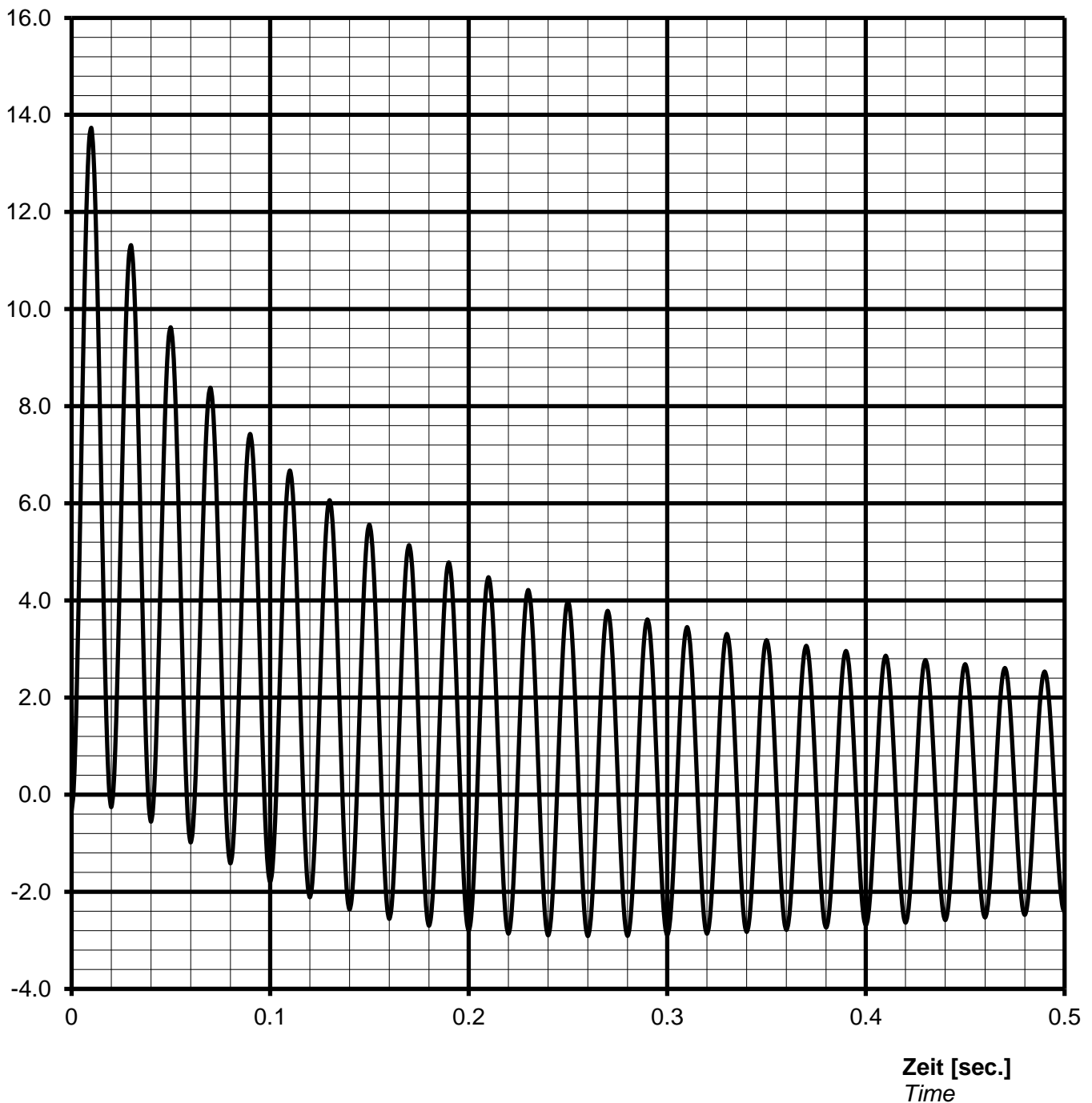
Speed

Schutzart **IP23**

Protection

Kurzschlussstrom $I_{k3\text{phasig}} / I_N$ [p.u.]
Short-circuit current $I_{k3\text{phase}} / I_N$ [p.u.]

Stosskurzschluss-Strom, 3-phasig, asymmetrisch /
Sudden short circuit current, 3-phase, asymmetrical



Notizen / remarks:

Maximum asymmetric peak value $I_{\text{peak}} =$ **4324 A** or **13.73 p.u.**

Nennwerten / nominal data

DIG 156 o/8

Leistung S_N : **6000** kVA

$\cos \varphi$: **0.80**

Rating

p.f.

Spannung U_N : **11.00** kV

Strom I_N : **315** A

Voltage

Current

Frequenz f: **50** Hz

Drehzahl n: **750** min⁻¹

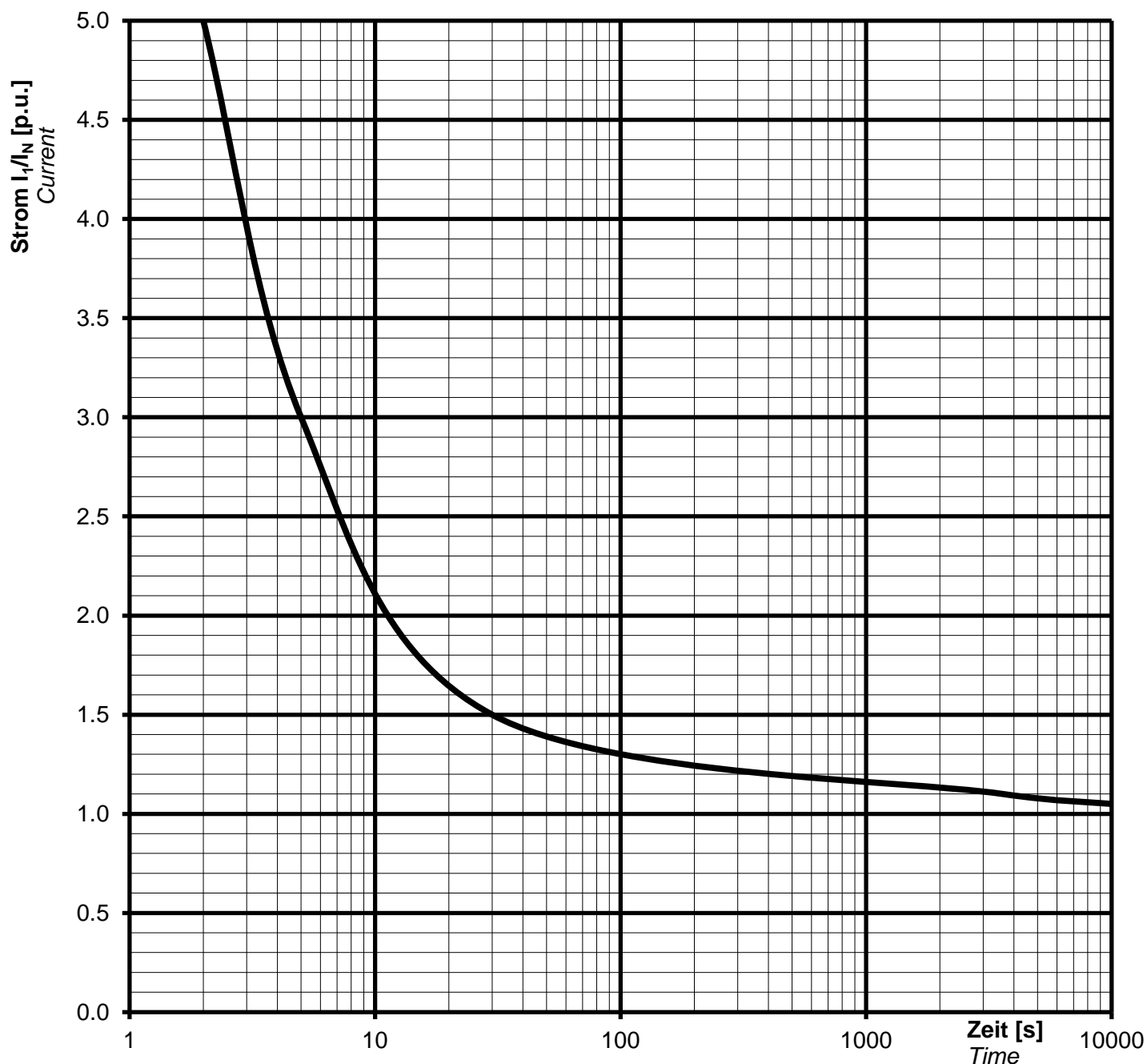
Frequency

Speed

Schutzart **IP23**

Protection

Überlast Kennlinie Overload capability



Notizen / remarks:

Strom / Zeit Kriterien:

$$(I / I_N)^2 \cdot t = 45s$$

Current/time characteristics:

1,5 * I_N for 30 s

1,1 * I_N for 1 h in 6h

Nenndaten / nominal data

DIG 156 o/8

Rating S_N : **6000 kVA**

p.f. **0.80**

Bemessungsleistung

Leistungsfaktor $\cos \varphi$:

Nominal voltage U_N : **11.00 kV**

Nominal current I_N : **315 A**

Bemessungsspannung

Bemessungsstrom

Frequency f_N : **50 Hz**

Speed n : **750 min⁻¹**

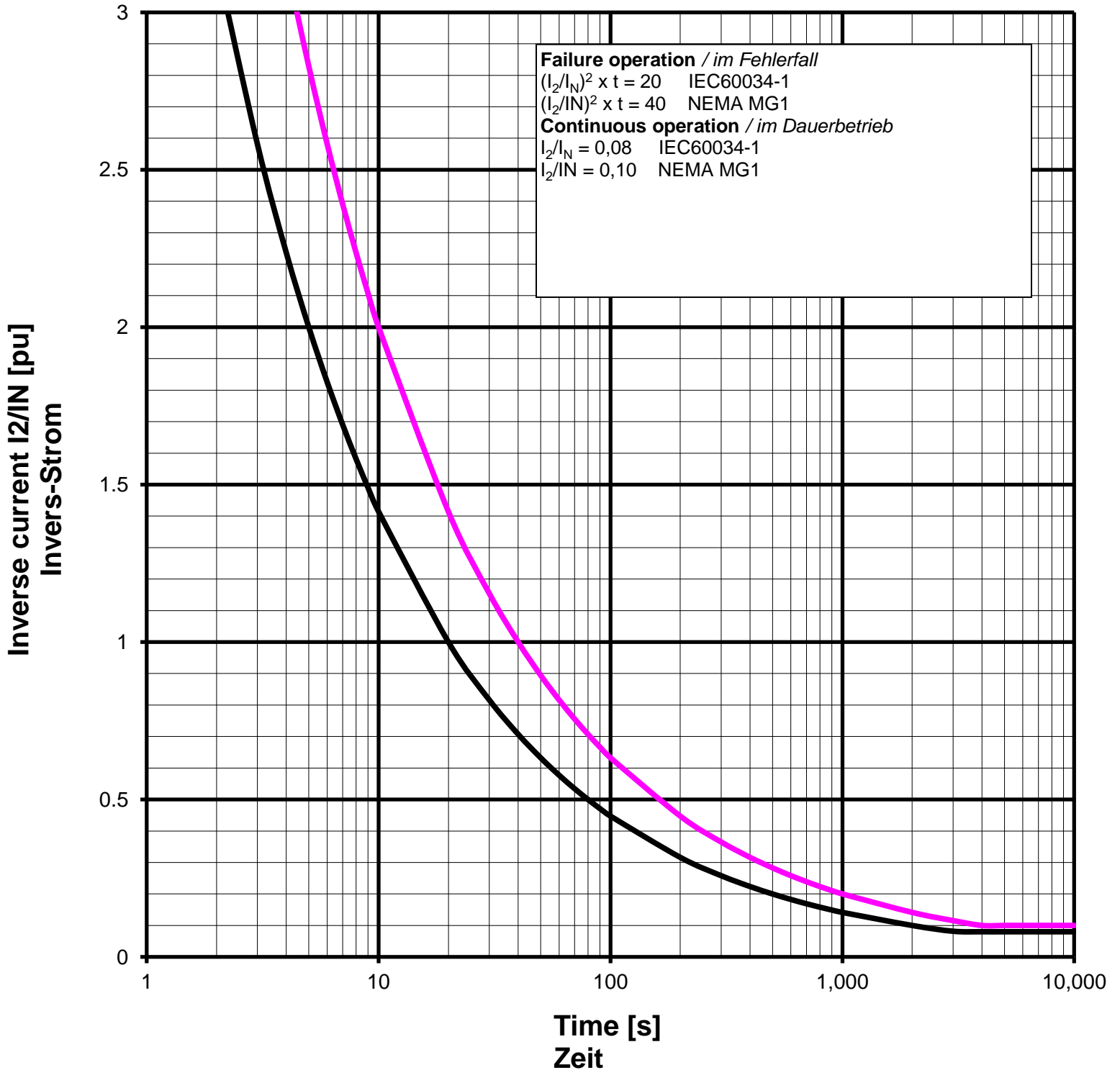
Frequenz

Drehzahl

Protection: **IP23**

Schutzart

Inverse current or unbalanced negative sequence current



Remarks / Notizen:



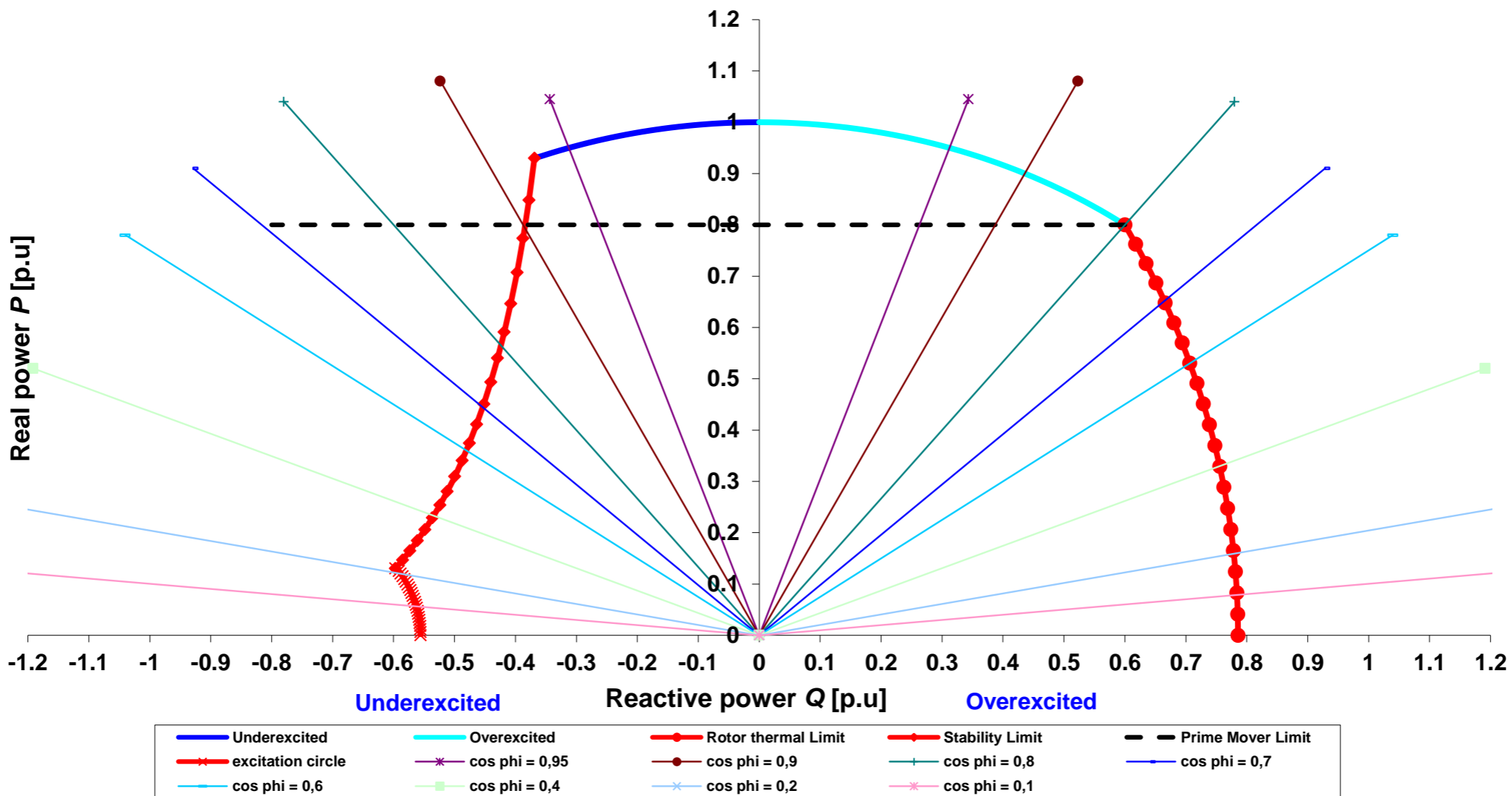
TYPE

DIG 156 o/8

Projekt:

Order Nr.:

Capability (P-Q) Diagram



TYPE

DIG 156 o/8

Projekt:

Order Nr.:

