

**Technical Data Sheet for AvK-Alternators**

FM 7.3-5

Date:	02/01/14	Customer:	GENERIC DATASHEET only
Project No.:		AvK Reference:	dsg074m1_6_50_690_A048M956

Object data:

Site:		Prime Mover:	
Application:	Stationary Power Plant	Manufacturer:	

Generator data:

Generator:	DSG 74 M1/6	Poles:	6	Standards:	IEC 60034
Rated power:	710 kVA	568 kWe	602 kWm		
Power factor:	0.80				
Power at pf 1,0	579 kVA	579 kWe	602 kWm		
Rated voltage:	0.69 kV				
Speed:	1000 1/min				
Frequency:	50 Hz			Voltage range / frequency range:	
Rated current:	594.1 A			Zone A according IEC 60034-1 (dU = +/-5%, df = +/-2%)	

Winding pitch:	ca. 5/6
----------------	---------

Insulation class:	Stator: Class H	Rotor: Class H	Temperature rise:	H
-------------------	-----------------	----------------	-------------------	---

Ambient temperature:	40 ° C	Environment:	Standard environment
----------------------	--------	--------------	----------------------

Site altitude:	1000 m		
----------------	--------	--	--

Enclosure:	IP23	Filter:	
------------	------	---------	--

Cooling:	IC 01 - Open-circuit ventilation
----------	----------------------------------

Coolant:	Ambient Air	Temperature	40 ° C	Temperature Air inlet	40 ° C
		Coolant:		generator:	

		Cooling air vol.:	1.6 m³/s	Cooling water quantity:	n/a
--	--	-------------------	----------	-------------------------	-----

Moment of inertia (I):	35.2 kgm²	Weight:	2925 Kg	Losses (environment):	34 KW
------------------------	-----------	---------	---------	-----------------------	-------

		Losses (cooling):	n/a
--	--	-------------------	-----

Wires:	4 terminals, starpoint connected in terminal box
--------	--

Operation mode:	Single mode
-----------------	-------------

Regulators:	
-------------	--

Voltage regulator:	DECS 100
--------------------	----------

Electrical data: (acc. IEC)

Efficiencies:	110%	100%	75%	50%	25%
Power factor 0.8	94,08	94,36	94,88	95,02	93,48
Power factor 0.9	95,02	95,26	95,61	95,57	93,83
Power factor 1.0	95,96	96,15	96,34	96,11	94,17

Reactances and time constants

	unsaturated	saturated		unsaturated	saturated					
X_d	2.52	2.27 p.u.	X_q	1.17	1.15 p.u.	$T_{d0'}$	2.46362 s	$T_{d0''}$	0.02559 s	
X_d'	0.281	0.281 p.u.	X_q'	1.17	1.15 p.u.	$T_{d1'}$	0.28 s	$T_{q0'}$	0.255 s	
X_d''	0.154	0.140 p.u.	X_q''	0.169	0.169 p.u.	$T_{d1''}$	0.01275 s	$T_{q0''}$	0.17654 s	
X_2	0.169	0.154 p.u.	X_0	0.065	0.059 p.u.	T_a	0.0238 s	$T_{q1'}$	0.255 s	
X_{1s}	n.a.	0.084 p.u.						$T_{q1''}$	0.0255 s	

Short circuit ratio saturated:	0.44	Z_n	0.671 Ohm
--------------------------------	------	-------	-----------

Short circuit data:

Initial short circuit current (3-phase):	I_k''	4243 A	
Max. peak current (3-phase):	I_s	10801 A	
Sustained short circuit current:	I_k	1782 A	Minimum 3 x rated current for max.10 s
Initial short circuit torque:	M_{k2}	63.0 kNm	
	M_{k3}	37.8 kNm	
Max. faulty synchron moment:	M_f	135.5 kNm	
Rated kVA torque:	M_{SN}	6.78 kNm	
Rated torque	M_N	5.42 kNm	
Shaft torque	M_{Sh}	5.74 kNm	

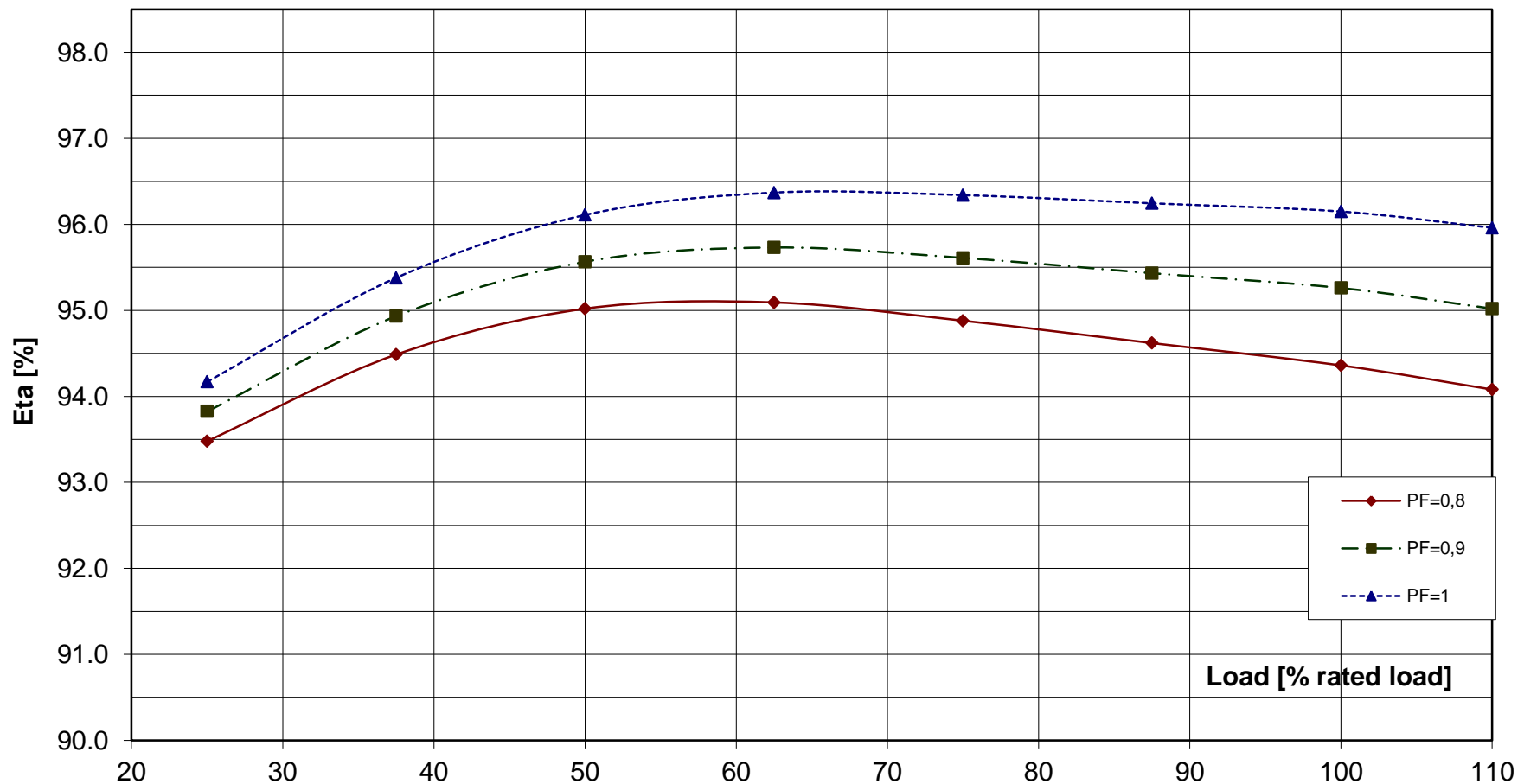
Load application:

max. load application: 379 kVA (corresponds to 53,38 % from 710 kVA) for Power factor 0.4 15% transient voltage drop	Power: 710 kVA Power factor: 0.8 transient voltage drop: -21.9 %
---	--

Remarks:

Alternator :	DSG 74 M1/6			
Rated output [kVA]	710	Rated power factor:	0.8	Rated voltage [kV]: 0.69
Rated frequency [Hz]	50	Rated speed [rpm]	1000	

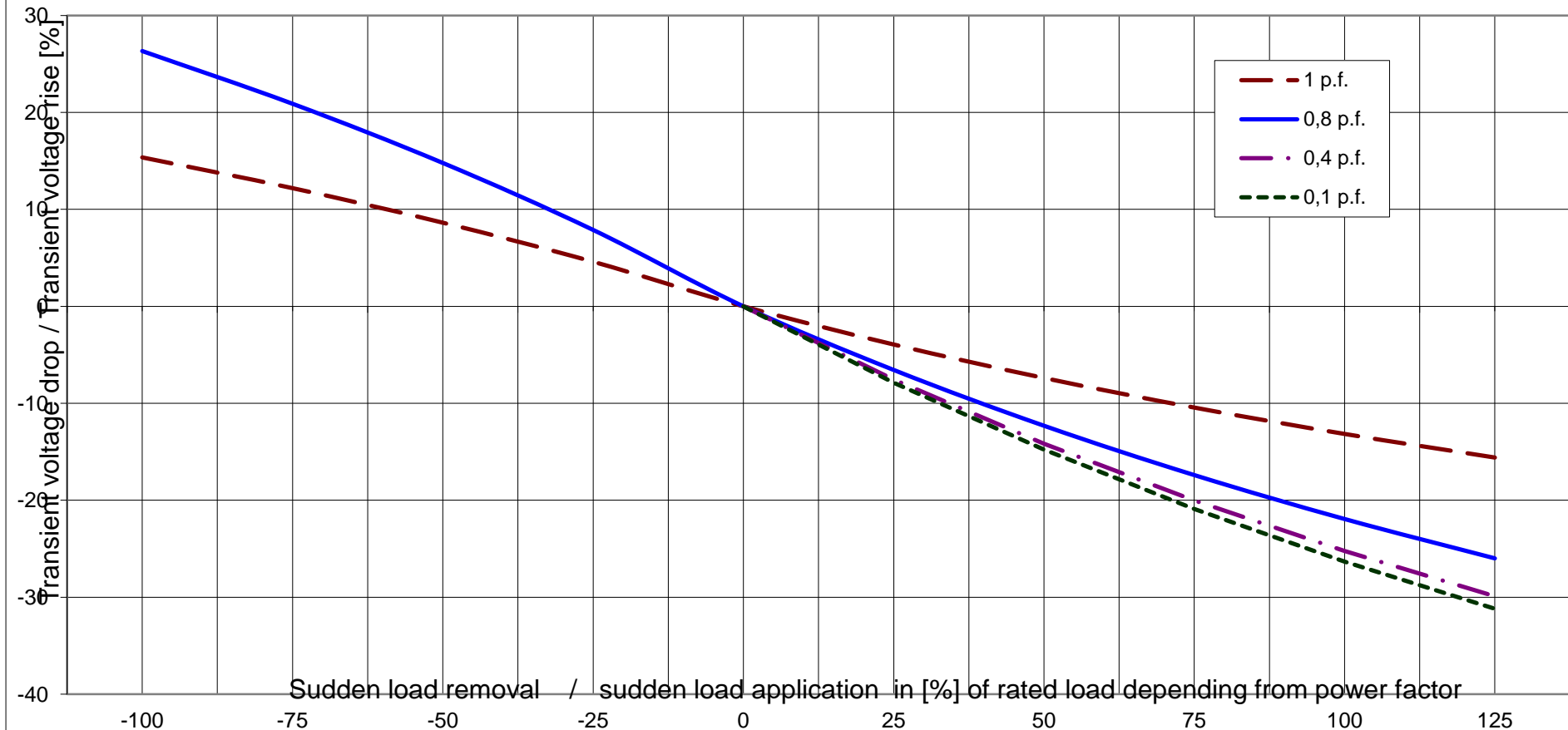
Wirkungsgrad-Kennlinie - Efficiency Curve



Alternator : DSG 74 M1/6

Rated output [kVA]	710	Rated power factor:	0.8	Rated voltage [kV]:	0.69
Rated frequency [Hz]	50	Rated speed [rpm]	1000		

Transient Voltage rise or drop for sudden load removal or application



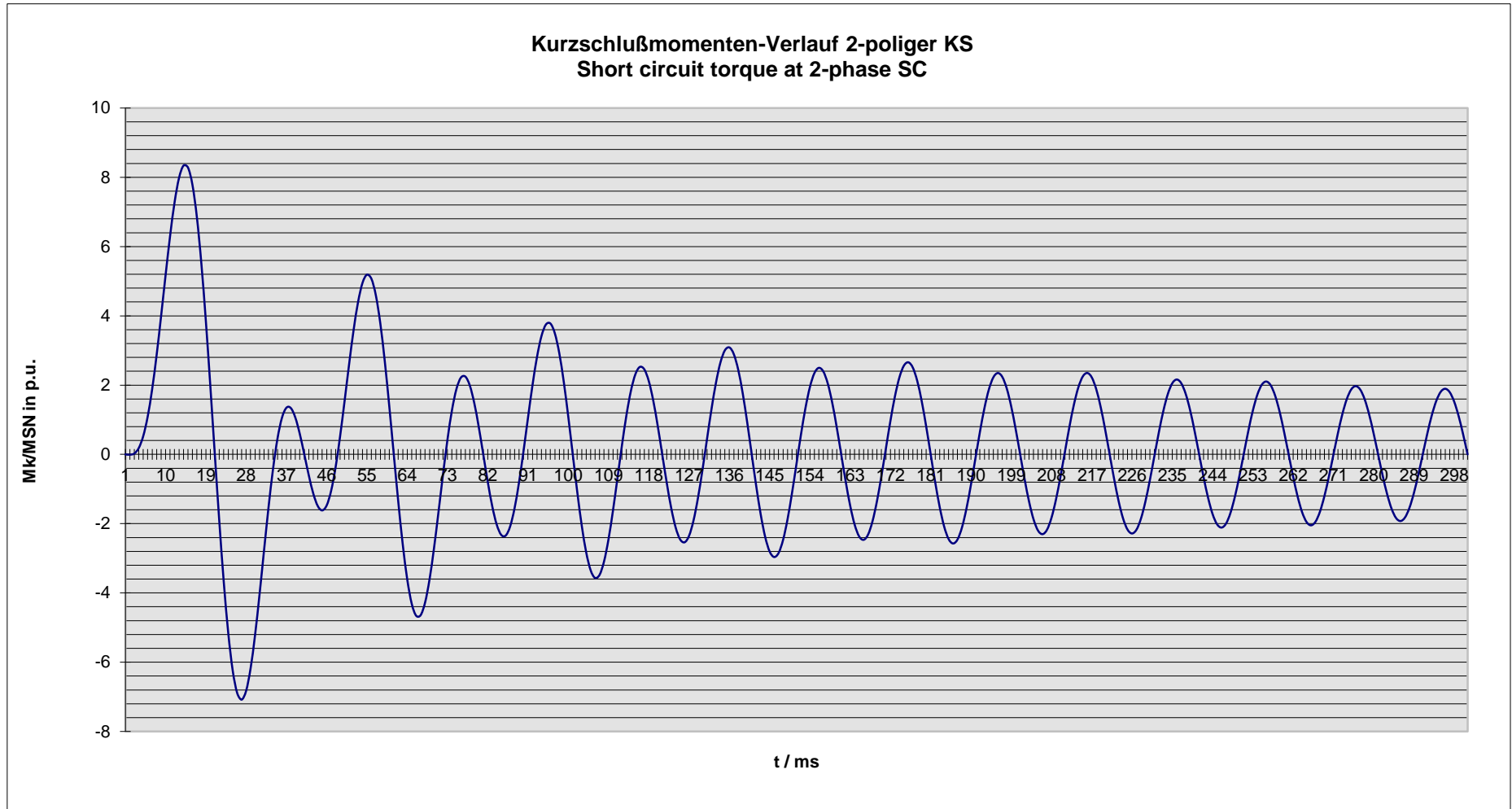


Technisches Datenblatt - Diagramme
Technical data sheet - Diagrams

ING-FCD-0112

Alternator :	DSG 74 M1/6			
Rated output [kVA]	710	Rated power factor:	0.8	Rated voltage [kV]: 0.69
Rated frequency [Hz]	50	Rated speed [rpm]	1000	MSN related to kVA: 6.78 KNm

Kurzschlußmomenten-Verlauf 2-poliger KS
Short circuit torque at 2-phase SC



Nenndaten / nominal data

DSG 74 M1/6

Leistung S_N : **710 kVA**

$\cos \varphi$: **0.80**

Rating

p.f.

Spannung U_N : **0.69 kV**

Strom I_N : **594 A**

Voltage

Current

Frequenz f : **50 Hz**

Drehzahl n : **1,000 min⁻¹**

Frequency

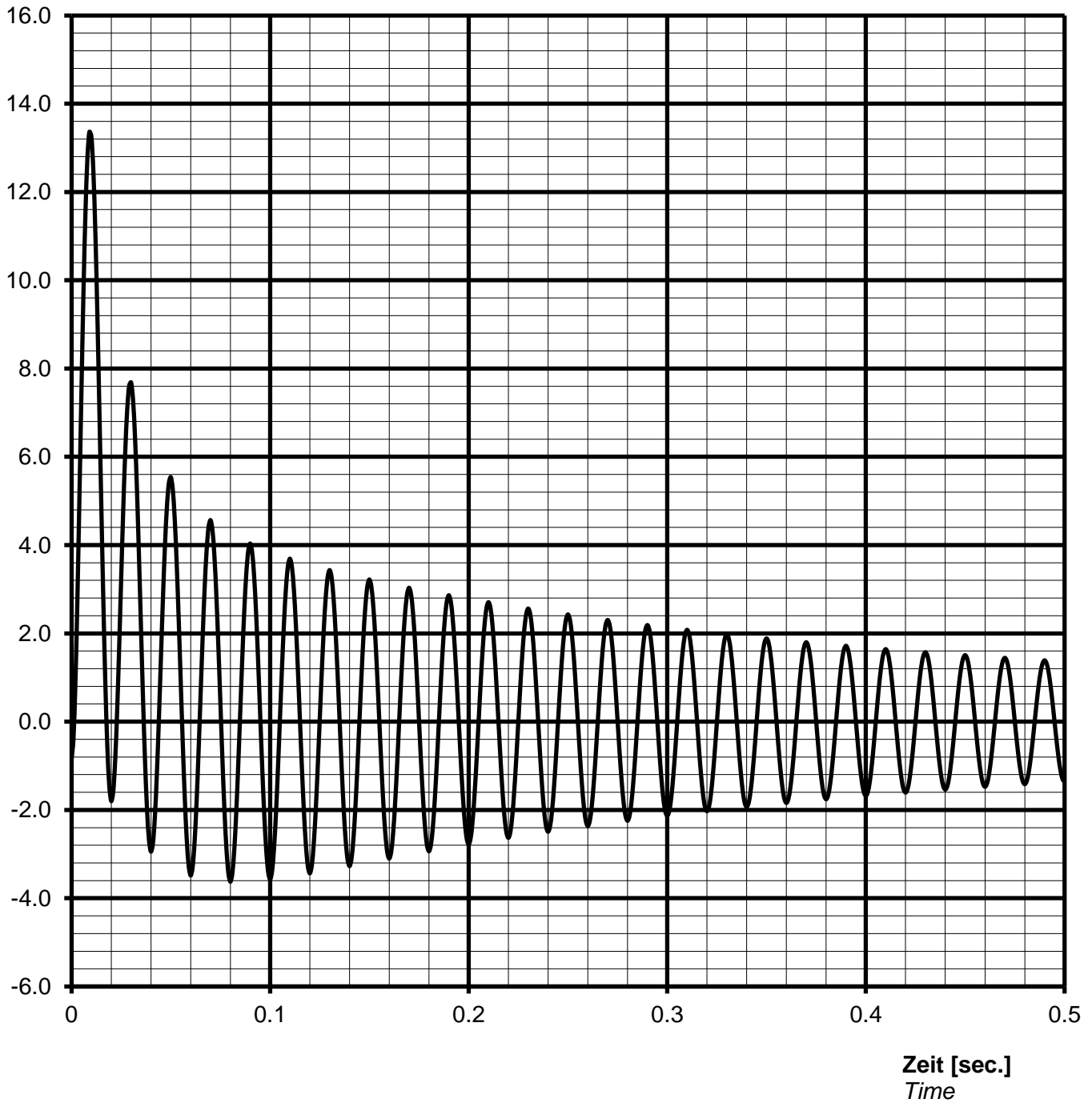
Speed

Schutzart **IP23**

Protection

Kurzschlussstrom $I_{k3\text{phasig}} / I_N$ [p.u.]
Short-circuit current $I_{k3\text{phase}} / I_N$ [p.u.]

Stosskurzschluss-Strom, 3-phasig, asymmetrisch /
Sudden short circuit current, 3-phase, asymmetrical



Notizen / remarks:

Maximum asymmetric peak value $I_{\text{peak}} = 7937 \text{ A}$ or 13.36 p.u.

Nennwerten / nominal data

DSG 74 M1/6

Leistung S_N : **710 kVA**

$\cos \varphi$: **0.80**

Rating

p.f.

Spannung U_N : **0.69 kV**

Strom I_N : **594 A**

Voltage

Current

Frequenz f: **50 Hz**

Drehzahl n: **1000 min⁻¹**

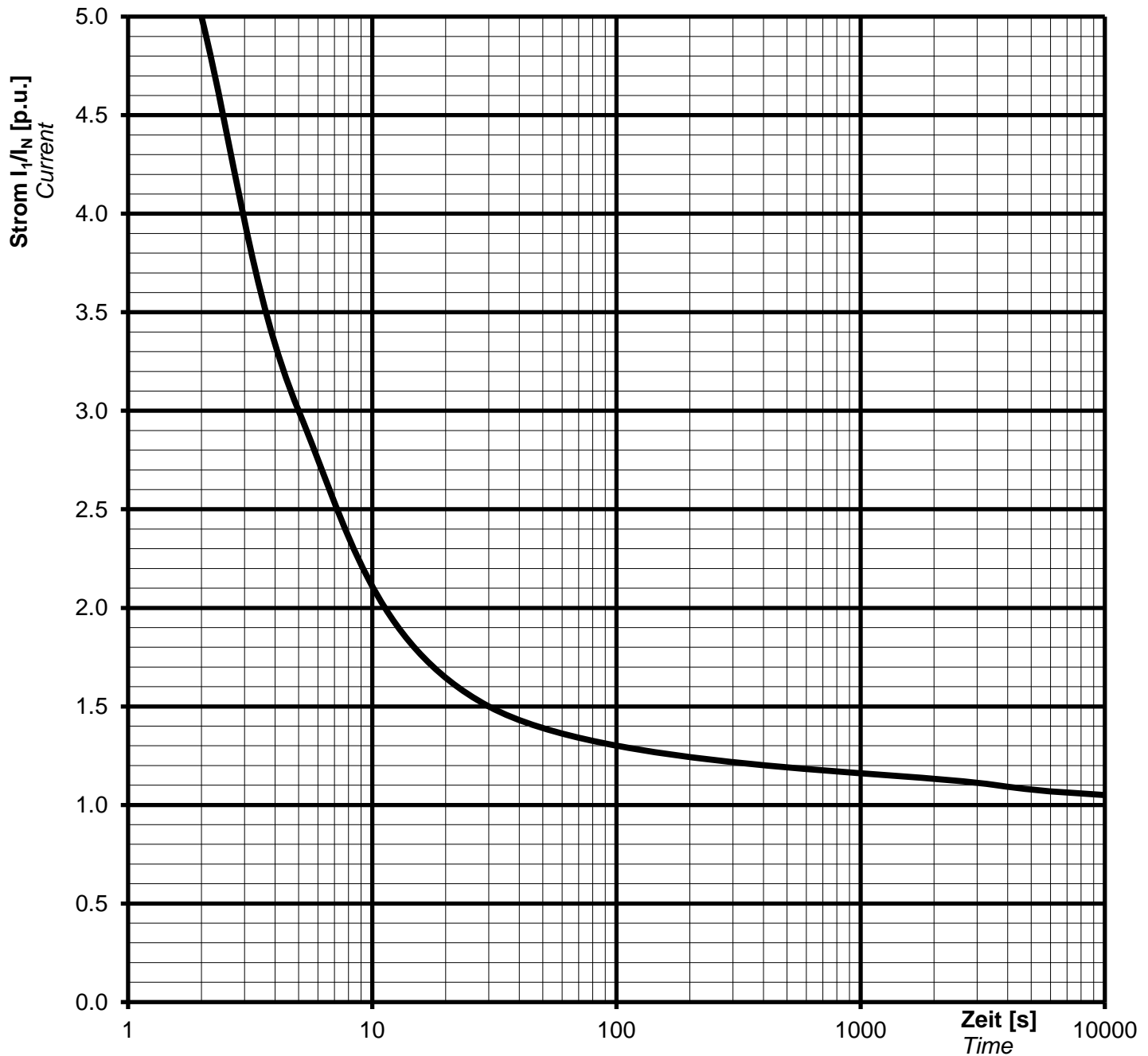
Frequency

Speed

Schutzart **IP23**

Protection

Überlast Kennlinie Overload capability



Notizen / remarks:

Strom / Zeit Kriterien:

$$(I / I_N)^2 \cdot t = 45s$$

Current/time characteristics:

1,5 * I_N for 30 s

1,1 * I_N for 1 h in 6h

Nennwerten / nominal data

DSG 74 M1/6

Rating S_N : **710 kVA**

p.f. **0.80**

Bemessungsleistung

Leistungsfaktor $\cos \varphi$:

Nominal voltage U_N : **0.69 kV**

Nominal current I_N : **594 A**

Bemessungsspannung

Bemessungsstrom

Frequency f_N : **50 Hz**

Speed n : **1000 min⁻¹**

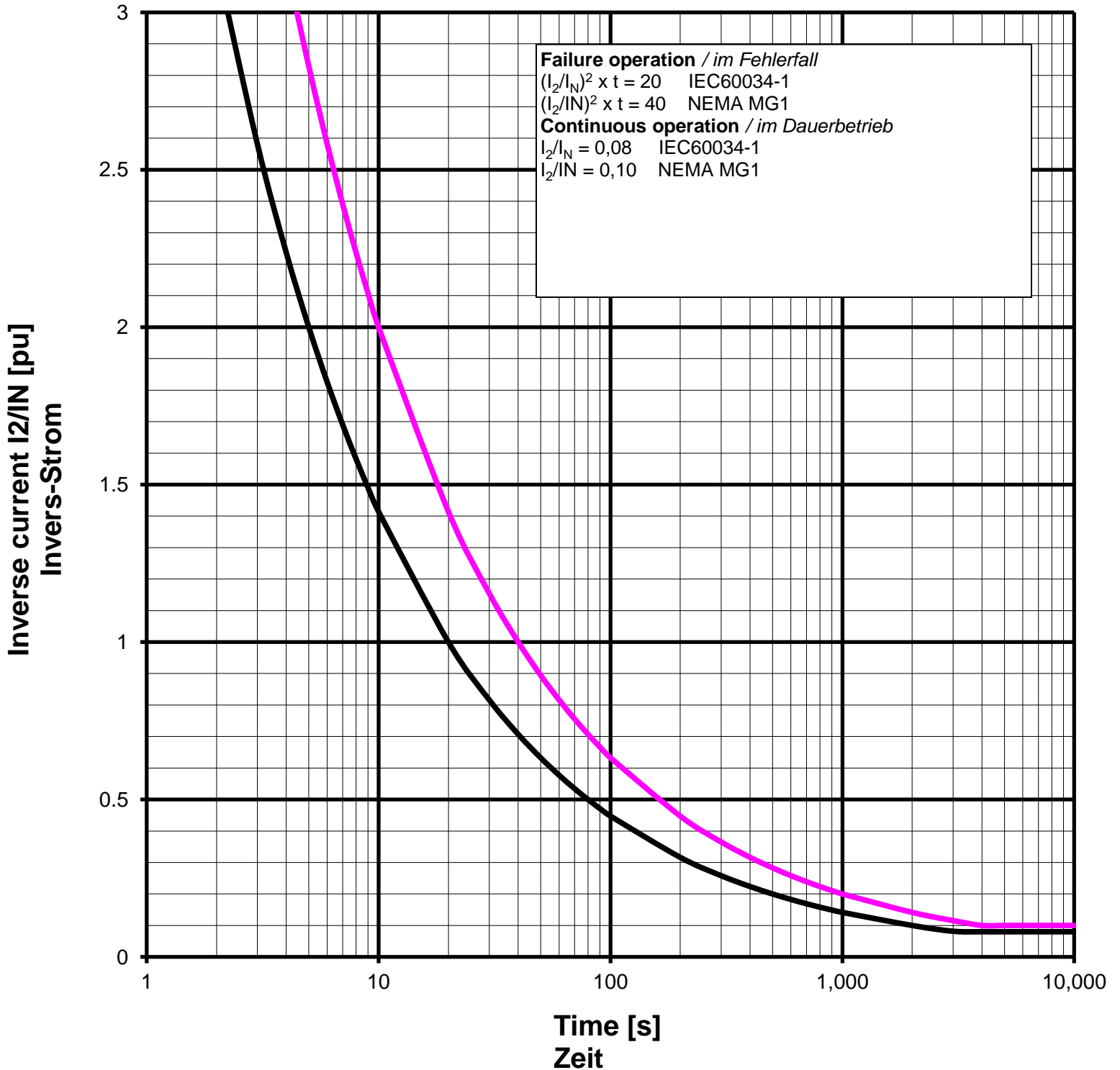
Frequenz

Drehzahl

Protection: **IP23**

Schutzart

Inverse current or unbalanced negative sequence current



Remarks / Notizen:



Technische Daten selbstregelnden Drehstrom-Synchrongenerator
technical data for self regulating three phase alternator

ING-FCD-0112

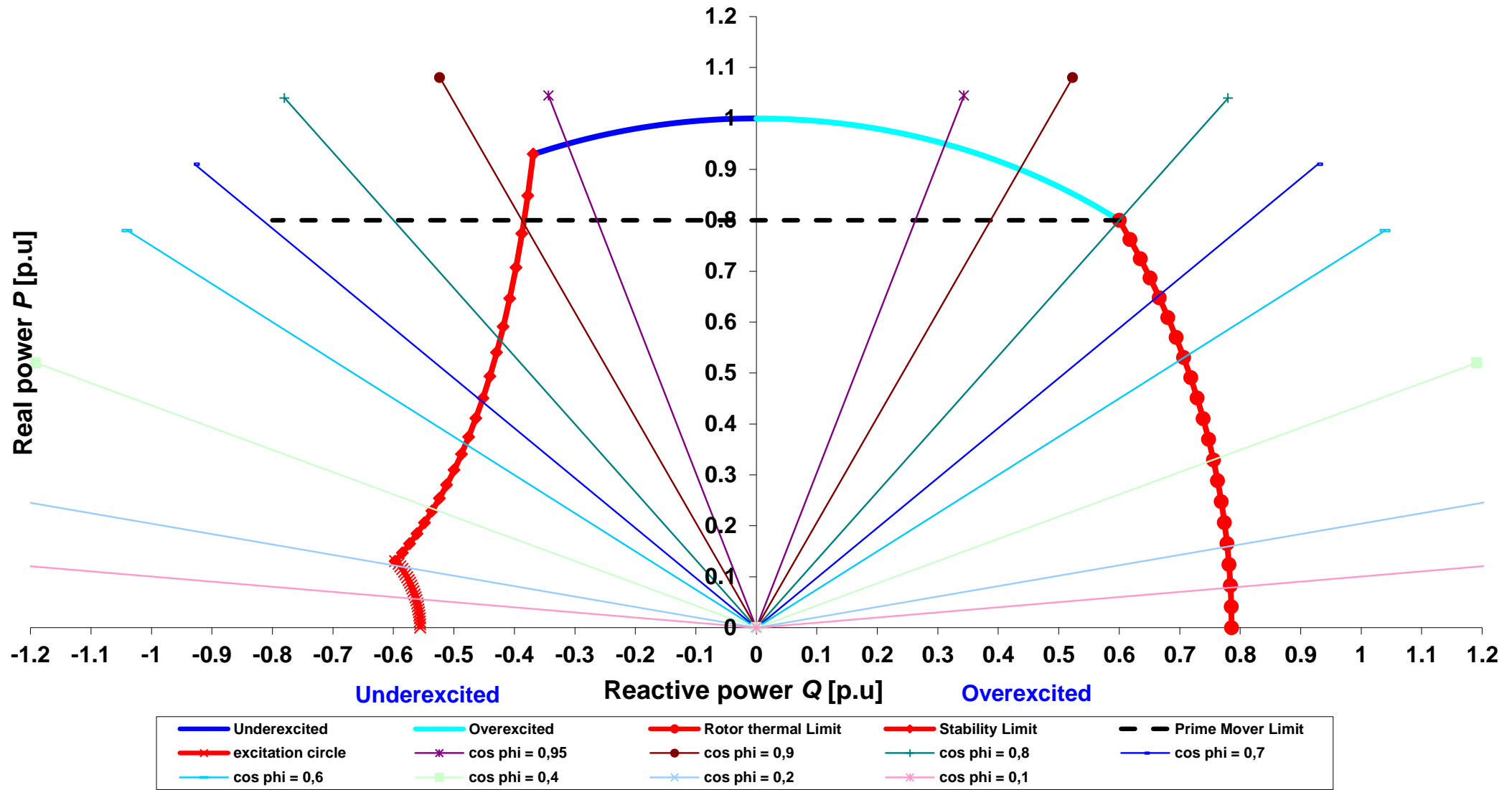
TYPE

DSG 74 M1/6

Projekt:

Order Nr.:

Capability (P-Q) Diagram

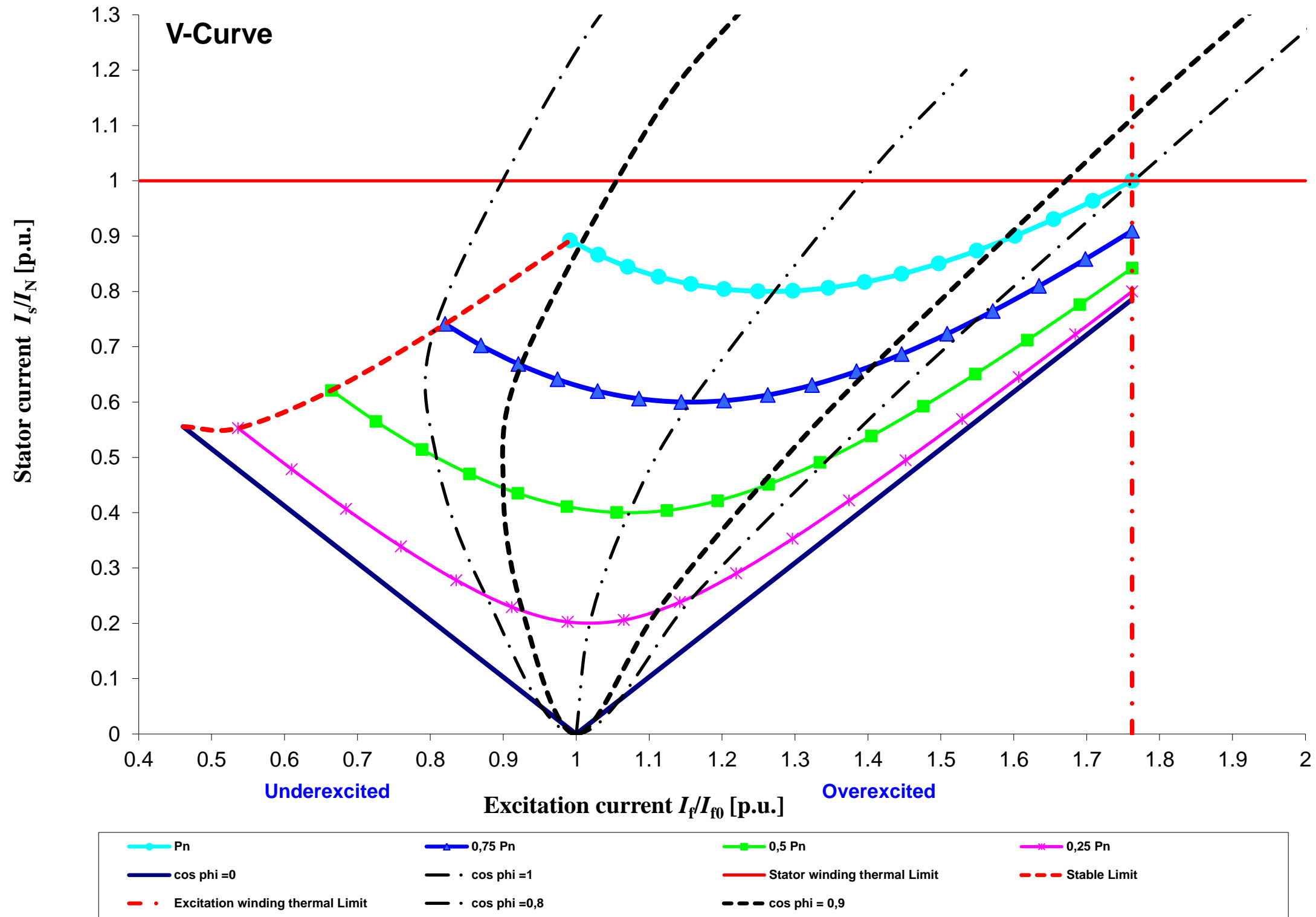


Cummins Generator Technologies

Datum / date:

02/01/2014

TYPE	DSG 74 M1/6	Projekt:		Order Nr.:	
------	-------------	----------	--	------------	--



Cummins Generator Technologies	Datum / date:	
	02/01/2014	

Nenndaten / nominal data

DSG 74 M1/6

Rating S_N : **710 kVA**

p.f. **0.80**

Bemessungsleistung

Leistungsfaktor $\cos \varphi$:

Nominal voltage U_N : **0.69 kV**

Nominal current I_N : **594 A**

Bemessungsspannung

Bemessungsstrom

Frequency f_N : **50 Hz**

Speed n : **1000 min⁻¹**

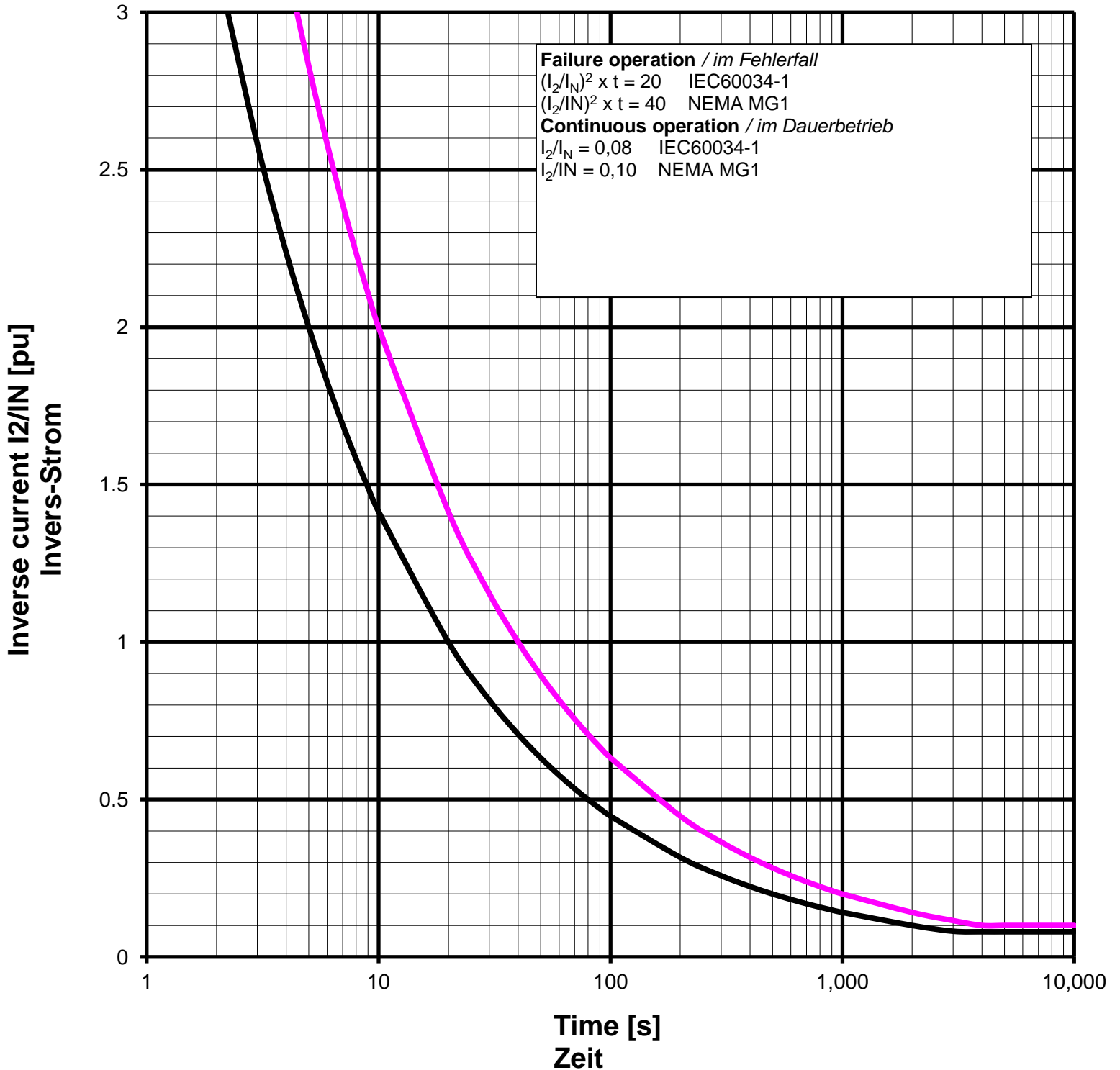
Frequenz

Drehzahl

Protection: **IP23**

Schutzart

Inverse current or unbalanced negative sequence current



Remarks / Notizen: